

JUNIORGP

FIM JUNIORGP WORLD CHAMPIONSHIP ESTORIL 2023

Q1

Classification

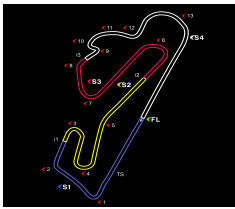
| No | Rider | Nat | Team | Bike | Tires | Cl. | Time | Lap Total | Gap | Kph |
|----------------------------------|----------------------|-----|--|-----------|--------|------|-----------------|-----------|--------|-------|
| 1 | 85 XABIER ZURUTUZA | SPA | MTA JUNIOR TEAM | KTM | DUNLOP | JrGP | 1:44.782 | 8 8 | - | 143.7 |
| 2 | 55 NOAH DETTWILER | SWI | CUNA DE CAMPEONES | KTM | DUNLOP | JrGP | 1:45.495 | 6 9 | +0.713 | 142.7 |
| 3 | 78 JAKOB ROSENTHALER | AUT | LIQUI MOLY HUSQVARNA INTACT GP JUNIOR TEAM | HUSQVARNA | DUNLOP | JrGP | 1:45.621 | 9 9 | +0.839 | 142.5 |
| 4 | 94 FACUNDO LLAMBIAS | URU | TEAM ESTRELLA GALICIA 0,0 | HONDA | DUNLOP | JrGP | 1:45.788 | 7 8 | +1.006 | 142.3 |
| 5 | 91 KOTARO UCHIUMI | JPN | MTA JUNIOR TEAM | KTM | DUNLOP | JrGP | 1:46.012 | 5 8 | +1.230 | 142.0 |
| 6 | 50 LEO RAMMERSTORFER | AUT | LIQUI MOLY HUSQVARNA INTACT GP JUNIOR TEAM | HUSQVARNA | DUNLOP | JrGP | 1:46.410 | 7 9 | +1.628 | 141.5 |
| 7 | 69 MARCOS RUDA | SPA | FINETWORK MIR RACING TEAM | KTM | DUNLOP | JrGP | 1:46.508 | 4 6 | +1.726 | 141.4 |
| 8 | 36 ANGUS GRENFELL | AUS | ARTBOX | HONDA | DUNLOP | JrGP | 1:46.576 | 6 9 | +1.794 | 141.3 |
| 9 | 34 CESARE TIEZZI | ITA | AC RACING TEAM | KTM | DUNLOP | JrGP | 1:46.805 | 5 9 | +2.023 | 141.0 |
| 10 | 48 GABIN PLANQUES | FRA | FIRST BIKE ACADEMY | KTM | DUNLOP | JrGP | 1:47.000 | 6 9 | +2.218 | 140.7 |
| 11 | 37 ALESSIO MATTEI | ITA | MTA JUNIOR TEAM | KTM | DUNLOP | JrGP | 1:47.271 | 5 9 | +2.489 | 140.3 |
| 12 | 71 TORIN COLLINS | CAN | AGR TEAM | KTM | DUNLOP | JrGP | 1:47.334 | 5 9 | +2.552 | 140.3 |
| 13 | 74 ALEX GOURDON | FRA | TEAM ESTRELLA GALICIA 0,0 | HONDA | DUNLOP | JrGP | 1:48.625 | 3 5 | +3.843 | 138.6 |
| Max. qual. time: 1:52.116 | | | | | | | | | | |
| 23 | ELIA BARTOLINI | ITA | TEAM ESTRELLA GALICIA 0,0 | HONDA | DUNLOP | JrGP | | 5 | | |
| 28 | GEOFFREY EMMANUEL | IND | CUNA DE CAMPEONES | KTM | DUNLOP | JrGP | | | | |

| | | | | |
|---------------------|-------|-----------------|----------|-----------|
| Fastest Lap: | Lap 8 | XABIER ZURUTUZA | 1:44.782 | 143.7 Kph |
|---------------------|-------|-----------------|----------|-----------|

Published at: **13:33**

Track Status: **DRY**

| | | |
|--|--|-------------------|
| Clerk of the course: João Pedro Lima | | Timekeeper |
|--|--|-------------------|



JUNIORGP

FIM JUNIORGP WORLD CHAMPIONSHIP ESTORIL 2023

Q1

Sector Analysis

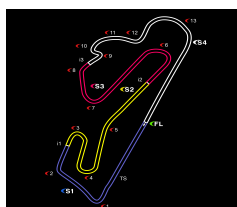
— Invalidated Lap ■ Personal Best ■ Session Best B Crossing the pit lane

| Lap | Time | Sector 1 | Sector 2 | Sector 3 | Sector 4 | Elapsed | Lap | Time | Sector 1 | Sector 2 | Sector 3 | Sector 4 | Elapsed |
|-----|-----------------|----------|---------------|---------------|---------------|---------------|-----------|------|----------|----------|----------|----------|---------|
| 2 | 2:06.183 | B | 24.688 | 29.609 | 27.772 | 44.114 | 4:28.085 | | | | | | |
| 3 | 3:20.575 | | 1:52.327 | 29.229 | 25.352 | 33.667 | 7:48.660 | | | | | | |
| 4 | 1:46.289 | | 21.262 | 26.876 | 24.735 | 33.416 | 9:34.949 | | | | | | |
| 5 | 1:45.568 | | 21.207 | 26.706 | 24.395 | 33.260 | 11:20.517 | | | | | | |
| 6 | 1:46.122 | | 21.171 | 27.086 | 24.359 | 33.506 | 13:06.639 | | | | | | |
| 7 | 1:49.215 | | 23.077 | 27.906 | 24.777 | 33.455 | 14:55.854 | | | | | | |
| 8 | 1:48.067 | | 21.451 | 27.174 | 24.642 | 34.800 | 16:43.921 | | | | | | |
| 9 | 1:45.621 | | 21.244 | 26.775 | 24.320 | 33.282 | 18:29.542 | | | | | | |

| | | | | | | | |
|-----------|------------------------|--------|---------------|---------------|---------------|---------------|-----------|
| 85 | XABIER ZURUTUZA | | | | | | SPA |
| | MTA JUNIOR TEAM | | | | | | KTM |
| 1 | 2:25.819 | 58.269 | 27.571 | 24.802 | 35.177 | 2:25.819 | |
| 2 | 1:58.600 | B | 22.331 | 28.390 | 26.120 | 41.759 | 4:24.419 |
| 3 | 3:23.882 | | 1:56.126 | 28.662 | 25.438 | 33.656 | 7:48.301 |
| 4 | 1:46.049 | | 21.219 | 27.126 | 24.337 | 33.367 | 9:34.350 |
| 5 | 1:45.340 | | 21.091 | 26.833 | 24.241 | 33.175 | 11:19.690 |
| 6 | 1:53.058 | B | 21.147 | 28.416 | 24.600 | 38.895 | 13:12.748 |
| 7 | 3:32.157 | | 2:05.319 | 27.039 | 25.052 | 34.747 | 16:44.905 |
| 8 | 1:44.782 | | 21.076 | 26.705 | 24.299 | 32.702 | 18:29.687 |

| | | | | | | | |
|-----------|-----------------------|--------|---------------|---------------|---------------|---------------|-----------|
| 91 | KOTARO UCHIUMI | | | | | | JPN |
| | MTA JUNIOR TEAM | | | | | | KTM |
| 1 | 2:25.724 | 58.074 | 27.800 | 25.009 | 34.841 | 2:25.724 | |
| 2 | 1:59.119 | B | 22.616 | 28.463 | 26.737 | 41.303 | 4:24.843 |
| 3 | 3:22.418 | | 1:55.220 | 28.135 | 25.110 | 33.953 | 7:47.261 |
| 4 | 1:47.274 | | 21.613 | 27.342 | 24.641 | 33.678 | 9:34.535 |
| 5 | 1:46.012 | | 21.261 | 26.901 | 24.391 | 33.459 | 11:20.547 |
| 6 | 1:52.528 | B | 21.451 | 27.067 | 24.531 | 39.479 | 13:13.075 |
| 7 | 3:39.823 | | 2:13.822 | 27.372 | 24.744 | 33.885 | 16:52.898 |
| 8 | 1:47.103 | | 21.522 | 27.057 | 24.617 | 33.907 | 18:40.001 |

| | | | | | | | |
|-----------|---------------------------|---|---------------|---------------|---------------|---------------|-----------|
| 94 | FACUNDO LLAMBIAS | | | | | | URU |
| | TEAM ESTRELLA GALICIA 0,0 | | | | | | HONDA |
| 1 | 4:03.099 | B | 2:12.794 | 33.969 | 29.760 | 46.576 | 4:03.099 |
| 2 | 4:07.561 | | 2:38.245 | 29.152 | 25.613 | 34.551 | 8:10.660 |
| 3 | 1:46.303 | | 21.353 | 27.055 | 24.357 | 33.538 | 9:56.963 |
| 4 | 1:46.337 | | 21.503 | 26.846 | 24.504 | 33.484 | 11:43.300 |
| 5 | 1:48.845 | | 21.958 | 27.874 | 25.141 | 33.872 | 13:32.145 |
| 6 | 1:46.018 | | 21.418 | 26.830 | 24.310 | 33.460 | 15:18.163 |
| 7 | 1:45.788 | | 21.364 | 26.859 | 24.289 | 33.276 | 17:03.951 |
| 8 | 1:45.871 | | 21.431 | 26.758 | 24.267 | 33.415 | 18:49.822 |



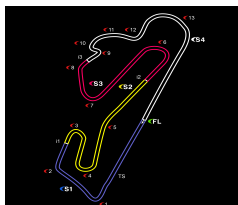
JUNIORGP

FIM JUNIORGP WORLD CHAMPIONSHIP ESTORIL 2023

Q1

Best Sector Times

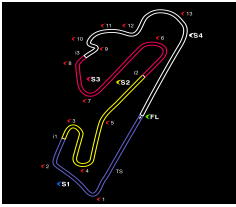
| Pos | Sector 1 | | | Sector 2 | | | Sector 3 | | | Sector 4 | | | Pos | No | Ideal Lap | Best Lap | |
|-----|--------------------|--------|--------------------|----------|--------------------|--------|--------------------|--------|----------|----------|----------|----------|------|----|-----------|----------|--|
| | No Rider | Time | No Rider | Time | No Rider | Time | No Rider | Time | No Rider | Time | | | | | | | |
| 1 | 55 N.DETTWILER | 21.057 | 85 X.ZURUTUZA | 26.705 | 85 X.ZURUTUZA | 24.241 | 85 X.ZURUTUZA | 32.702 | 1 | 85 | 1:44.724 | 1:44.782 | (1) | | | | |
| 2 | 85 X.ZURUTUZA | 21.076 | 78 J.ROSENTHALER | 26.706 | 55 N.DETTWILER | 24.259 | 55 N.DETTWILER | 33.127 | 2 | 55 | 1:45.243 | 1:45.495 | (2) | | | | |
| 3 | 78 J.ROSENTHALER | 21.171 | 94 F.LLAMBIAS | 26.758 | 94 F.LLAMBIAS | 24.267 | 78 J.ROSENTHALER | 33.260 | 3 | 78 | 1:45.457 | 1:45.621 | (3) | | | | |
| 4 | 50 L.RAMMERSTORFER | 21.175 | 55 N.DETTWILER | 26.800 | 78 J.ROSENTHALER | 24.320 | 94 F.LLAMBIAS | 33.276 | 4 | 94 | 1:45.654 | 1:45.788 | (4) | | | | |
| 5 | 34 C.TIEZZI | 21.189 | 91 K.UCHIUMI | 26.901 | 69 M.RUDA | 24.357 | 50 L.RAMMERSTORFER | 33.364 | 5 | 91 | 1:46.012 | 1:46.012 | (5) | | | | |
| 6 | 36 A.GRENFELL | 21.189 | 50 L.RAMMERSTORFER | 26.975 | 36 A.GRENFELL | 24.375 | 34 C.TIEZZI | 33.455 | 6 | 50 | 1:46.048 | 1:46.410 | (6) | | | | |
| 7 | 91 K.UCHIUMI | 21.261 | 36 A.GRENFELL | 27.015 | 91 K.UCHIUMI | 24.391 | 91 K.UCHIUMI | 33.459 | 7 | 36 | 1:46.141 | 1:46.576 | (8) | | | | |
| 8 | 37 A.MATTEI | 21.346 | 69 M.RUDA | 27.046 | 50 L.RAMMERSTORFER | 24.534 | 69 M.RUDA | 33.489 | 8 | 69 | 1:46.278 | 1:46.508 | (7) | | | | |
| 9 | 94 F.LLAMBIAS | 21.353 | 34 C.TIEZZI | 27.122 | 34 C.TIEZZI | 24.535 | 36 A.GRENFELL | 33.562 | 9 | 34 | 1:46.301 | 1:46.805 | (9) | | | | |
| 10 | 48 G.PLANQUES | 21.364 | 71 T.COLLINS | 27.137 | 48 G.PLANQUES | 24.648 | 48 G.PLANQUES | 33.628 | 10 | 48 | 1:46.918 | 1:47.000 | (10) | | | | |
| 11 | 69 M.RUDA | 21.386 | 23 E.BARTOLINI | 27.174 | 71 T.COLLINS | 24.755 | 37 A.MATTEI | 33.696 | 11 | 71 | 1:47.157 | 1:47.334 | (12) | | | | |
| 12 | 71 T.COLLINS | 21.515 | 37 A.MATTEI | 27.225 | 37 A.MATTEI | 24.901 | 71 T.COLLINS | 33.750 | 12 | 37 | 1:47.168 | 1:47.271 | (11) | | | | |
| 13 | 23 E.BARTOLINI | 21.531 | 48 G.PLANQUES | 27.278 | 74 A.GOURDON | 24.909 | 74 A.GOURDON | 33.886 | 13 | 74 | 1:47.817 | 1:48.625 | (13) | | | | |
| 14 | 74 A.GOURDON | 21.643 | 74 A.GOURDON | 27.379 | 23 E.BARTOLINI | 25.281 | 23 E.BARTOLINI | 33.962 | 14 | 23 | 1:47.948 | | | | | | |



JUNIORGP FIM JUNIORGP WORLD CHAMPIONSHIP ESTORIL 2023 After Q1

Event maximum speed

| No Rider | Team | Bike | Class | Top Speed | Lap | Session |
|----------------------|--|-----------|-------|-----------|-----|----------|
| 10 NICO CARRARO | ASPAR JUNIOR TEAM | GASGAS | JrGP | 252.7 | 17 | PRACTICE |
| 7 JOEL ESTEBAN | ASPAR JUNIOR TEAM | GASGAS | JrGP | 252.7 | 16 | PRACTICE |
| 78 JAKOB ROSENTHALER | LIQUI MOLY HUSQVARNA INTACT GP JUNIOR TEAM | HUSQVARNA | JrGP | 249.8 | 3 | FP 2 |
| 12 JACOB ROULSTONE | ASPAR JUNIOR TEAM | GASGAS | JrGP | 248.7 | 18 | PRACTICE |
| 58 LUCA LUNETTA | AC RACING TEAM | KTM | JrGP | 248.7 | 11 | FP 2 |
| 83 ALVARO CARPE | STV LAGLISSE RACING | HUSQVARNA | JrGP | 248.1 | 3 | FP 1 |
| 91 KOTARO UCHIUMI | MTA JUNIOR TEAM | KTM | JrGP | 248.1 | 4 | FP 2 |
| 93 FADILLAH ADITAMA | ASTRA HONDA RACING TEAM | HONDA | JrGP | 248.1 | 15 | PRACTICE |
| 8 EDDIE O'SHEA | BRITISH TALENT TEAM | HONDA | JrGP | 247.6 | 12 | PRACTICE |
| 85 XABIER ZURUTUZA | MTA JUNIOR TEAM | KTM | JrGP | 247.6 | 6 | FP 2 |
| 88 SHINYA EZAWA | ASIA TALENT TEAM | HONDA | JrGP | 247.6 | 4 | PRACTICE |
| 14 CORMAC BUCHANAN | AGR TEAM | KTM | JrGP | 247.0 | 6 | FP 1 |
| 19 ALESSANDRO MOROSI | EAGLE-1 | KTM | JrGP | 247.0 | 4 | FP 1 |
| 22 DAVID ALMANSA | FINETWORK MIR RACING TEAM | KTM | JrGP | 247.0 | 13 | PRACTICE |
| 5 TATCHAKORN BUASRI | HONDA RACING THAILAND | HONDA | JrGP | 247.0 | 13 | PRACTICE |
| 55 NOAH DETTWILER | CUNA DE CAMPEONES | KTM | JrGP | 246.4 | 5 | FP 1 |
| 11 ADRIÁN CRUCES | STV LAGLISSE RACING | HUSQVARNA | JrGP | 245.9 | 6 | FP 1 |
| 23 ELIA BARTOLINI | TEAM ESTRELLA GALICIA 0,0 | HONDA | JrGP | 245.9 | 4 | FP 2 |
| 50 LEO RAMMERSTORFER | LIQUI MOLY HUSQVARNA INTACT GP JUNIOR TEAM | HUSQVARNA | JrGP | 245.9 | 9 | PRACTICE |
| 69 MARCOS RUDA | FINETWORK MIR RACING TEAM | KTM | JrGP | 245.3 | 3 | PRACTICE |
| 34 CESARE TIEZZI | AC RACING TEAM | KTM | JrGP | 244.8 | 2 | FP 2 |
| 36 ANGUS GRENFELL | ARTBOX | HONDA | JrGP | 244.3 | 7 | FP 2 |
| 48 GABIN PLANQUES | FIRST BIKE ACADEMY | KTM | JrGP | 243.7 | 3 | FP 2 |
| 18 ÁNGEL PIQUERAS | TEAM ESTRELLA GALICIA 0,0 | HONDA | JrGP | 242.6 | 11 | FP 1 |
| 71 TORIN COLLINS | AGR TEAM | KTM | JrGP | 242.6 | 3 | FP 1 |
| 28 GEOFFREY EMMANUEL | CUNA DE CAMPEONES | KTM | JrGP | 242.1 | 5 | FP 2 |
| 37 ALESSIO MATTEI | MTA JUNIOR TEAM | KTM | JrGP | 241.6 | 5 | PRACTICE |
| 94 FACUNDO LLAMBIAS | TEAM ESTRELLA GALICIA 0,0 | HONDA | JrGP | 241.6 | 14 | PRACTICE |
| 74 ALEX GOURDON | TEAM ESTRELLA GALICIA 0,0 | HONDA | JrGP | 241.1 | 11 | PRACTICE |



JUNIORGP

FIM JUNIORGP WORLD CHAMPIONSHIP ESTORIL 2023

Q1

Fastest Lap Sequence

| Elapsed | No Rider | Team | Bike | Class | Time | Kph | Lap |
|-----------|---------------------------|-------------------|------|-------|-----------------|-------|-----|
| 9:19.279 | 71 TORIN COLLINS | AGR TEAM | KTM | JrGP | 1:47.537 | 140.0 | 4 |
| 9:34.350 | 85 XABIER ZURUTUZA | MTA JUNIOR TEAM | KTM | JrGP | 1:46.049 | 142.0 | 4 |
| 9:37.079 | 55 NOAH DETTWILER | CUNA DE CAMPEONES | KTM | JrGP | 1:45.988 | 142.0 | 4 |
| 11:19.690 | 85 XABIER ZURUTUZA | MTA JUNIOR TEAM | KTM | JrGP | 1:45.340 | 142.9 | 5 |
| 18:29.687 | 85 XABIER ZURUTUZA | MTA JUNIOR TEAM | KTM | JrGP | 1:44.782 | 143.7 | 8 |