

JuniorGP

Finetwork FIM JuniorGP Motorland Aragón

Qualifying 2

Classification

No	Rider	Nat	Team	Bike	Tires	Cl.	Time	Lap Total	Gap	Kph
1	18	ÁNGEL PIQUERAS	ESP	TEAM ESTRELLA GALICIA 0,0	HONDA		1:58.619	2 7	-	154.1
2	14	CORMAC BUCHANAN	NZL	AGR TEAM	KTM		1:58.752	5 6	+0.133 +0.133	153.9
3	22	DAVID ALMANSA	ESP	FINETWORK MIR RACING TEAM	KTM		1:58.831	5 6	+0.212 +0.079	153.8
4	83	ALVARO CARPE	ESP	STV LAGLISSE RACING	HUSQVARNA		1:59.114	5 7	+0.495 +0.283	153.4
5	11	ADRIÁN CRUCES	ESP	FINETWORK MIR RACING TEAM	KTM		1:59.116	7 7	+0.497 +0.002	153.4
6	10	NICO CARRARO	ITA	ASPAR JUNIOR TEAM	GASGAS		1:59.155	3 5	+0.536 +0.039	153.4
7	5	TATCHAKORN BUASRI	THA	HONDA RACING THAILAND	HONDA		1:59.183	3 8	+0.564 +0.028	153.4
8	7	JOEL ESTEBAN	ESP	ASPAR JUNIOR TEAM	GASGAS		1:59.187	6 6	+0.568 +0.004	153.3
9	55	NOAH DETTWILER	CHE	CUNA DE CAMPEONES	KTM		1:59.415	3 8	+0.796 +0.228	153.1
10	94	FACUNDO LLAMBIAS	URU	TEAM ESTRELLA GALICIA 0,0	HONDA		1:59.492	5 7	+0.873 +0.077	153.0
11	85	XABIER ZURUTUZA	ESP	MTA JUNIOR TEAM	KTM		1:59.561	6 6	+0.942 +0.069	152.9
12	57	DANIAL SHAHRIL	MYS	ASIA TALENT TEAM	HONDA		1:59.573	7 8	+0.954 +0.012	152.9
13	67	CASEY O'GORMAN	IRL	TEAM ESTRELLA GALICIA 0,0	HONDA		1:59.648	3 8	+1.029 +0.075	152.8
14	8	EDDIE O'SHEA	GBR	BRITISH TALENT TEAM	HONDA		1:59.656	3 8	+1.037 +0.008	152.7
15	50	LEO RAMMERSTORFER	AUT	LIQUI MOLY HUSQVARNA INTACT GP JUNIOR TEAM	HUSQVARNA		1:59.842	3 8	+1.223 +0.186	152.5
16	93	FADILLAH ARBI ADITAMA	IDN	ASTRA HONDA RACING TEAM	HONDA		1:59.901	4 8	+1.282 +0.059	152.4
Max. qual. time: 2:06.922										
58	LUCA LUNETTA	ITA	AC RACING TEAM	KTM			2:07.732	4 4		143.1
12	JACOB ROULSTONE	AUS	ASPAR JUNIOR TEAM	GASGAS				1		

Fastest Lap: Lap 2 | ÁNGEL PIQUERAS | 1:58.619 | 154.1 Kph

RIDERS 11, 18 AND 94 - SOME LAP TIMES DELETED DUE TO TRACK LIMITS

Track Status: **DRY**

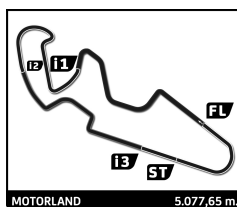
Published at:

Clerk of the Course:

José Luis Omella

Timekeeper:

Yaiza Bonet



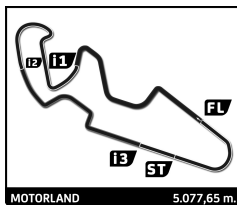
JuniorGP

Finetwork FIM JuniorGP Motorland Aragón

Qualifying 2

Best Sector Times

Pos	Sector 1		Sector 2		Sector 3		Sector 4		Pos	No	Ideal Lap	Best Lap
	No Rider	Time	No Rider	Time	No Rider	Time	No Rider	Time				
1	22 D.ALMANSA	33.267	18 Á.PIQUERAS	32.913	14 C.BUCHANAN	21.928	18 Á.PIQUERAS	30.162	1	18	1:58.613	1:58.619 (1)
2	11 A.CRUCES	33.286	7 J.ESTEBAN	33.036	11 A.CRUCES	21.948	57 D.SHAHRIL	30.193	2	14	1:58.692	1:58.752 (2)
3	85 X.ZURUTUZA	33.359	58 L.LUNETTA	33.068	7 J.ESTEBAN	21.967	83 A.CARPE	30.199	3	22	1:58.709	1:58.831 (3)
4	14 C.BUCHANAN	33.373	10 N.CARRARO	33.096	22 D.ALMANSA	21.988	55 N.DETTWILER	30.211	4	7	1:58.932	1:59.187 (8)
5	5 T.BUASRI	33.449	14 C.BUCHANAN	33.134	10 N.CARRARO	22.027	7 J.ESTEBAN	30.216	5	10	1:58.979	1:59.155 (6)
6	18 Á.PIQUERAS	33.451	22 D.ALMANSA	33.135	18 Á.PIQUERAS	22.087	94 F.LLAMBIAS	30.231	6	83	1:59.082	1:59.114 (4)
7	58 L.LUNETTA	33.459	11 A.CRUCES	33.147	5 T.BUASRI	22.107	14 C.BUCHANAN	30.257	7	11	1:59.095	1:59.116 (5)
8	83 A.CARPE	33.492	55 N.DETTWILER	33.193	55 N.DETTWILER	22.131	85 X.ZURUTUZA	30.275	8	85	1:59.101	1:59.561 (11)
9	94 F.LLAMBIAS	33.499	83 A.CARPE	33.226	67 C.O'GORMAN	22.146	22 D.ALMANSA	30.319	9	5	1:59.131	1:59.183 (7)
10	67 C.O'GORMAN	33.501	57 D.SHAHRIL	33.236	85 X.ZURUTUZA	22.155	5 T.BUASRI	30.324	10	55	1:59.232	1:59.415 (9)
11	10 N.CARRARO	33.507	5 T.BUASRI	33.251	58 L.LUNETTA	22.158	10 N.CARRARO	30.349	11	58	1:59.249	2:07.732 (17)
12	12 J.ROULSTONE	33.518	50 L.RAMMERSTORFER	33.280	83 A.CARPE	22.165	50 L.RAMMERSTORFER	30.403	12	94	1:59.292	1:59.492 (10)
13	93 F.ADITAMA	33.618	67 C.O'GORMAN	33.284	93 F.ADITAMA	22.176	8 E.O'SHEA	30.463	13	57	1:59.456	1:59.573 (12)
14	8 E.O'SHEA	33.623	8 E.O'SHEA	33.298	12 J.ROULSTONE	22.177	93 F.ADITAMA	30.509	14	67	1:59.461	1:59.648 (13)
15	55 N.DETTWILER	33.697	85 X.ZURUTUZA	33.312	94 F.LLAMBIAS	22.198	67 C.O'GORMAN	30.530	15	8	1:59.584	1:59.656 (14)
16	7 J.ESTEBAN	33.713	12 J.ROULSTONE	33.337	8 E.O'SHEA	22.200	58 L.LUNETTA	30.564	16	93	1:59.661	1:59.901 (16)
17	50 L.RAMMERSTORFER	33.718	93 F.ADITAMA	33.358	50 L.RAMMERSTORFER	22.263	12 J.ROULSTONE	30.702	17	50	1:59.664	1:59.842 (15)
18	57 D.SHAHRIL	33.741	94 F.LLAMBIAS	33.364	57 D.SHAHRIL	22.286	11 A.CRUCES	30.714	18	12	1:59.734	



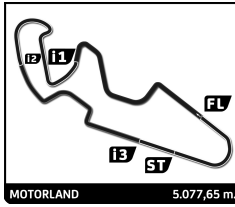
JuniorGP

Finetwork FIM JuniorGP Motorland Aragón

Qualifying 2

Best Top Speed

No Rider	Team	Class	Top 1		Top 2		Top 3		Top 4		Top 5		Avg
			Kph	Lap	Kph	Lap	Kph	Lap	Kph	Lap	Kph	Lap	
7	JOEL ESTEBAN	ASPAR JUNIOR TEAM	236.8	5	227.8	6	225.9	3	218.2	1	218.2	2	225,4
83	ALVARO CARPE	STV LAGLISSE RACING	236.3	5	229.3	3	228.8	2	225.5	4	225.0	7	229,0
85	XABIER ZURUTUZA	MTA JUNIOR TEAM	235.8	5	232.3	6	229.8	3	228.8	2	218.6	1	229,1
94	FACUNDO LLAMBIAS	TEAM ESTRELLA GALICIA 0,0	234.3	5	230.8	7	230.3	4	229.3	3	228.3	1	230,6
22	DAVID ALMANSA	FINETWORK MIR RACING TEAM	233.8	6	230.3	5	229.8	3	225.9	2	223.6	1	228,7
8	EDDIE O'SHEA	BRITISH TALENT TEAM	233.3	5	232.3	2	229.8	3	223.1	4	221.3	8	228,0
5	TATCHAKORN BUASRI	HONDA RACING THAILAND	232.8	8	232.3	3	229.3	2	226.9	5	224.1	4	229,1
57	DANIAL SHAHRIL	ASIA TALENT TEAM	232.8	2	232.8	5	231.3	6	230.8	7	230.3	8	231,6
14	CORMAC BUCHANAN	AGR TEAM	232.3	5	231.3	4	230.3	2	225.0	6	203.0	1	224,4
55	NOAH DETTWILER	CUNA DE CAMPEONES	232.3	3	230.3	2	229.3	7	227.8	1	225.9	5	229,1
10	NICO CARRARO	ASPAR JUNIOR TEAM	231.8	5	231.3	3	228.3	2	228.3	4	216.0	1	227,1
50	LEO RAMMERSTORFER	LIQUI MOLY HUSQVARNA INTACT GP JUNIOR TEAM	230.8	1	229.3	8	228.8	2	228.3	5	227.8	3	229,0
67	CASEY O'GORMAN	TEAM ESTRELLA GALICIA 0,0	230.3	5	229.3	8	228.3	3	228.3	4	218.2	2	226,9
58	LUCA LUNETTA	AC RACING TEAM	229.8	3	225.5	1	183.7	4	150.4	2			197,4
93	FADILLAH ARBI ADITAMA	ASTRA HONDA RACING TEAM	229.8	4	229.3	2	228.8	3	228.8	6	227.8	7	228,9
18	ÁNGEL PIQUERAS	TEAM ESTRELLA GALICIA 0,0	229.3	2	227.4	5	226.9	4	224.1	1	220.9	3	225,7
11	ADRIÁN CRUCES	FINETWORK MIR RACING TEAM	225.9	7	224.5	3	224.1	1	223.6	2	219.1	5	223,4
12	JACOB ROULSTONE	ASPAR JUNIOR TEAM	225.0	1									225,0



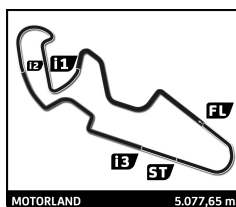
JuniorGP

Finetwork FIM JuniorGP Motorland Aragón

Qualifying 2

Fastest Lap Sequence

Elapsed	No Rider	Team	Bike	Class	Time	Kph	Lap
3:59.512	22 DAVID ALMANSA	FINETWORK MIR RACING TEAM	KTM		1:59.143	153.4	2
5:16.498	18 ÁNGEL PIQUERAS	TEAM ESTRELLA GALICIA 0,0	HONDA		1:58.619	154.1	2



JuniorGP

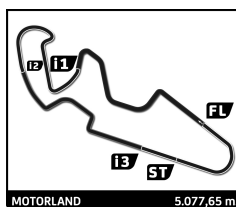
Finetwork FIM JuniorGP Motorland Aragón

Qualifying 2

Sector Analysis

_ Invalidated Lap ■ Personal Best ■ Session Best B Crossing the pit lane

Lap	Time	Sector 1	Sector 2	Sector 3	Sector 4	T.Spd	Lap	Time	Sector 1	Sector 2	Sector 3	Sector 4	T.Spd
18	ÁNGEL PIQUERAS					ESP	5	TATCHAKORN BUASRI					THA
	TEAM ESTRELLA GALICIA 0,0					HONDA		HONDA RACING THAILAND					HONDA
1	3:17.879	1:49.646	34.516	23.115	30.602	224.1	1	2:25.603	53.820	35.694	24.107	31.982	218.6
2	1:58.619	33.451	32.913	22.093	30.162	229.3	2	1:59.605	33.449	33.543	22.252	30.361	229.3
3	2:00.906	33.421	34.125	22.633	30.727	220.9	3	1:59.183	33.501	33.251	22.107	30.324	232.3
4	1:59.709	33.586	33.081	22.255	30.787	226.9	4	2:01.540	33.979	33.906	22.475	31.180	224.1
5	1:59.546	33.556	33.372	22.087	30.531	227.4	5	2:00.778	33.809	33.504	22.222	31.243	226.9
6	2:09.481	34.250	36.556	22.357	36.318	200.4	6	2:05.903	35.442	34.523	22.534	33.404	192.5
7	3:25.184	34.448	33.064	50.823	1:26.849	159.8	7	2:01.017	33.770	33.482	22.379	31.386	221.8
							8	2:00.533	34.001	33.712	22.385	30.435	232.8
14	CORMAC BUCHANAN					NZL	7	JOEL ESTEBAN					ESP
	AGR TEAM					KTM		ASPAR JUNIOR TEAM					GASGAS
1	2:24.224	49.641	36.124	24.539	33.920	203.0	1	2:23.546	49.166	39.406	23.244	31.730	218.2
2	1:59.608	33.599	33.552	22.124	30.333	230.3	2	2:10.031 B	34.930	34.418	23.171	37.512	218.2
3	2:09.291 B	33.707	33.717	22.210	39.657	183.7	3	4:34.119	3:03.365	37.513	22.496	30.745	225.9
4	4:34.981	3:09.287	33.331	22.106	30.257	231.3	4	2:00.283	33.793	33.307	22.079	31.104	216.0
5	1:58.752	33.373	33.134	21.928	30.317	232.3	5	1:59.507	33.713	33.036	21.967	30.791	236.8
6	1:59.994	34.030	33.247	22.187	30.530	225.0	6	1:59.187	33.737	33.056	22.178	30.216	227.8
22	DAVID ALMANSA					ESP	55	NOAH DETTWILER					CHE
	FINETWORK MIR RACING TEAM					KTM		CUNA DE CAMPEONES					KTM
1	2:00.369	33.040	33.901	22.555	30.873	223.6	1	2:00.565	33.309	33.843	22.627	30.786	227.8
2	1:59.143	33.267	33.227	22.072	30.577	225.9	2	1:59.473	33.697	33.263	22.302	30.211	230.3
3	2:05.237 B	33.546	33.463	22.257	35.971	229.8	3	1:59.415	33.790	33.193	22.131	30.301	232.3
4	6:17.690	4:48.166	33.605	23.115	32.804	210.9	4	2:03.202	34.021	33.815	23.076	32.290	207.3
5	1:58.831	33.344	33.135	21.988	30.364	230.3	5	2:00.297	34.018	33.395	22.297	30.587	225.9
6	1:59.982	33.363	33.805	22.495	30.319	233.8	6	2:03.041	34.232	34.942	22.607	31.260	222.7
83	ALVARO CARPE					ESP	94	FACUNDO LLAMBIAS					URU
	STV LAGLISSE RACING					HUSQVARNA		TEAM ESTRELLA GALICIA 0,0					HONDA
1	2:30.475 B	50.972	38.851	23.410	37.242	212.6	1	3:16.100	1:47.757	35.287	22.548	30.508	228.3
2	2:46.657	1:18.955	34.810	22.357	30.535	228.8	2	2:00.523	33.799	33.869	22.419	30.436	228.3
3	1:59.198	33.492	33.226	22.165	30.315	229.3	3	1:59.676	33.499	33.466	22.226	30.485	229.3
4	2:01.301	33.823	33.583	22.761	31.134	225.5	4	2:00.862	34.428	33.623	22.309	30.502	230.3
5	1:59.114	33.494	33.240	22.181	30.199	236.3	5	1:59.492	33.699	33.364	22.198	30.231	234.3
6	2:03.123	33.941	33.732	22.603	32.847	219.5	6	2:04.254	34.753	34.557	22.986	31.958	225.0
7	2:00.447	33.699	33.637	22.220	30.891	225.0	7	2:00.000	33.757	33.516	22.311	30.416	230.8
11	ADRIÁN CRUCES					ESP	85	XABIER ZURUTUZA					ESP
	FINETWORK MIR RACING TEAM					KTM		MTA JUNIOR TEAM					KTM
1	1:59.605	32.231	33.966	22.429	30.979	224.1	1	2:23.965	49.517	39.105	23.494	31.849	218.6
2	2:00.230	33.825	33.389	22.235	30.781	223.6	2	1:59.611	33.629	33.467	22.240	30.275	228.8
3	1:59.421	33.372	33.361	21.948	30.740	224.5	3	2:01.712	33.614	33.312	22.155	32.631	229.8
4	2:08.214 B	34.003	33.973	22.972	37.266	216.9	4	2:41.522 B	51.627	42.014	27.242	40.639	191.8
5	4:13.886	2:43.407	34.834	23.469	32.176	219.1	5	5:14.897	3:48.529	33.603	22.322	30.443	235.8
6	2:00.242	33.676	33.331	22.044	31.191	212.6	6	1:59.561	33.359	33.465	22.177	30.560	232.3
7	1:59.116	33.286	33.147	21.969	30.714	225.9							
10	NICO CARRARO					ITA	57	DANIAL SHAHRIL					MYS
	ASPAR JUNIOR TEAM					GASGAS		ASIA TALENT TEAM					HONDA
1	2:29.683 B	53.249	34.553	23.379	38.502	216.0	1	2:25.670	52.478	38.332	23.314	31.546	228.3
2	6:38.508	5:11.524	33.839	22.281	30.864	228.3	2	1:59.834	33.914	33.439	22.288	30.193	232.8
3	1:59.155	33.507	33.237	22.062	30.349	231.3	3	2:00.468	34.147	33.560	22.335	30.426	228.8
4	2:00.055	33.579	33.245	22.027	31.204	228.3	4	2:00.197	33.844	33.302	22.526	30.525	228.8
5	1:59.816	34.207	33.096	22.160	30.353	231.8							



JuniorGP

Finetwork FIM JuniorGP Motorland Aragón

Qualifying 2

Sector Analysis

— Invalidated Lap ■ Personal Best ■ Session Best B Crossing the pit lane

Lap	Time	Sector 1	Sector 2	Sector 3	Sector 4	T.Sp	Lap	Time	Sector 1	Sector 2	Sector 3	Sector 4	T.Sp					
5	2:00.496	33.809	33.350	22.496	30.841	232.8	12	JACOB ROULSTONE	AUS	ASPAR JUNIOR TEAM	GASGAS	1	6:09.174	4:41.883	33.810	22.779	30.702	225.0
6	2:05.575	37.158	35.386	22.510	30.521	231.3												
7	1:59.573	33.741	33.236	22.286	30.310	230.8												
8	2:03.983	34.181	33.538	25.652	30.612	230.3												

67 CASEY O'GORMAN		IRL					
TEAM ESTRELLA GALICIA 0,0		HONDA					
1	2:23.026	50.649	34.891	24.454	33.032	196.4	
2	2:01.014	34.025	33.588	22.537	30.864	218.2	
3	1:59.648	33.574	33.284	22.146	30.644	228.3	
4	2:03.760	35.274	34.918	22.618	30.950	228.3	
5	1:59.895	33.625	33.346	22.343	30.581	230.3	
6	2:01.415	33.567	33.440	22.580	31.828	214.7	
7	2:05.301	34.418	34.007	23.058	33.818	200.4	
8	1:59.877	33.501	33.540	22.306	30.530	229.3	

8 EDDIE O'SHEA		GBR					
BRITISH TALENT TEAM		HONDA					
1	2:24.581	52.147	35.110	24.327	32.997	211.4	
2	1:59.986	33.867	33.389	22.267	30.463	232.3	
3	1:59.656	33.671	33.298	22.200	30.487	229.8	
4	2:02.273	34.938	33.904	22.372	31.059	223.1	
5	1:59.952	33.623	33.359	22.501	30.469	233.3	
6	2:02.575	34.030	34.012	22.570	31.963	210.5	
7	2:02.720	33.825	34.202	22.978	31.715	220.9	
8	2:01.523	33.741	33.521	22.831	31.430	221.3	

50 LEO RAMMERSTORFER		AUT					
LIQUI MOLY HUSQVARNA INTACT GI		HUSQVARNA					
1	2:00.773	33.716	33.975	22.522	30.560	230.8	
2	2:00.647	34.093	33.577	22.464	30.513	228.8	
3	1:59.842	33.896	33.280	22.263	30.403	227.8	
4	2:01.009	33.718	33.439	22.510	31.342	223.1	
5	2:01.290	34.464	33.793	22.423	30.610	228.3	
6	2:01.075	33.877	33.801	22.526	30.871	226.4	
7	2:01.659	33.992	33.632	22.496	31.539	215.6	
8	2:00.420	33.923	33.533	22.356	30.608	229.3	

93 FADILLAH ARBI ADITAMA		IDN					
ASTRA HONDA RACING TEAM		HONDA					
1	2:25.977	51.201	38.919	23.853	32.004	218.2	
2	2:00.296	33.709	33.657	22.421	30.509	229.3	
3	2:00.300	33.851	33.443	22.404	30.602	228.8	
4	1:59.901	33.618	33.358	22.370	30.555	229.8	
5	2:04.344	36.875	33.962	22.597	30.910	225.5	
6	2:00.628	33.808	33.542	22.416	30.862	228.8	
7	2:00.070	33.727	33.497	22.176	30.670	227.8	
8	2:01.173	33.806	33.630	22.495	31.242	214.3	

58 LUCA LUNETTA		ITA					
AC RACING TEAM		KTM					
1	6:08.138	4:40.329	34.290	22.689	30.830	225.5	
2	2:11.298	B 33.815	33.347	22.158	41.978	150.4	
3	2:59.770	1:33.278	33.581	22.347	30.564	229.8	
4	2:07.732	33.459	34.372	22.530	37.371	183.7	

