

## JuniorGP

### Finetwork FIM JuniorGP Motorland Aragón

### Free Practice 1

## Classification

No	Rider	Nat	Team	Bike	Tires	Cl.	Time	Lap	Total	Gap	Kph
1	22 DAVID ALMANSA	ESP	FINETWORK MIR RACING TEAM	KTM			<b>1:58.983</b>	9	14	-	<b>153.6</b>
2	58 LUCA LUNETTA	ITA	AC RACING TEAM	KTM			<b>1:59.062</b>	11	13	+0.079	<b>153.5</b>
3	11 ADRIÁN CRUCES	ESP	FINETWORK MIR RACING TEAM	KTM			<b>1:59.153</b>	11	15	+0.170	<b>153.4</b>
4	10 NICO CARRARO	ITA	ASPAR JUNIOR TEAM	GASGAS			<b>1:59.512</b>	14	14	+0.529	<b>152.9</b>
5	18 ÁNGEL PIQUERAS	ESP	TEAM ESTRELLA GALICIA 0,0	HONDA			<b>1:59.655</b>	8	10	+0.672	<b>152.7</b>
6	94 FACUNDO LLAMBIAS	URU	TEAM ESTRELLA GALICIA 0,0	HONDA			<b>1:59.719</b>	10	12	+0.736	<b>152.7</b>
7	83 ALVARO CARPE	ESP	STV LAGLISSE RACING	HUSQVARNA			<b>1:59.795</b>	12	13	+0.812	<b>152.6</b>
8	55 NOAH DETTWILER	CHE	CUNA DE CAMPEONES	KTM			<b>1:59.814</b>	13	14	+0.831	<b>152.5</b>
9	7 JOEL ESTEBAN	ESP	ASPAR JUNIOR TEAM	GASGAS			<b>2:00.029</b>	10	12	+1.046	<b>152.3</b>
10	85 XABIER ZURUTUZA	ESP	MTA JUNIOR TEAM	KTM			<b>2:00.140</b>	12	13	+1.157	<b>152.1</b>
11	12 JACOB ROULSTONE	AUS	ASPAR JUNIOR TEAM	GASGAS			<b>2:00.342</b>	15	15	+1.359	<b>151.9</b>
12	8 EDDIE O'SHEA	GBR	BRITISH TALENT TEAM	HONDA			<b>2:00.345</b>	12	13	+1.362	<b>151.9</b>
13	67 CASEY O'GORMAN	IRL	TEAM ESTRELLA GALICIA 0,0	HONDA			<b>2:00.476</b>	4	11	+1.493	<b>151.7</b>
14	57 DANIAL SHAHRIL	MYS	ASIA TALENT TEAM	HONDA			<b>2:00.478</b>	12	13	+1.495	<b>151.7</b>
15	5 TATCHAKORN BUASRI	THA	HONDA RACING THAILAND	HONDA			<b>2:00.504</b>	10	13	+1.521	<b>151.7</b>
16	78 JAKOB ROSENTHALER	AUT	LIQUI MOLY HUSQVARNA INTACT GP JUNIOR TEAM	HUSQVARNA			<b>2:00.619</b>	10	15	+1.636	<b>151.5</b>
17	14 CORMAC BUCHANAN	NZL	AGR TEAM	KTM			<b>2:00.803</b>	13	13	+1.820	<b>151.3</b>
18	93 FADILLAH ARBI ADITAMA	IDN	ASTRA HONDA RACING TEAM	HONDA			<b>2:00.890</b>	13	13	+1.907	<b>151.2</b>
19	36 ANGUS GRENFELL	AUS	ARTBOX	HONDA			<b>2:01.033</b>	11	13	+2.050	<b>151.0</b>
20	50 LEO RAMMERSTORFER	AUT	LIQUI MOLY HUSQVARNA INTACT GP JUNIOR TEAM	HUSQVARNA			<b>2:01.138</b>	5	10	+2.155	<b>150.9</b>
21	19 ALESSANDRO MOROSI	ITA	EAGLE-1	KTM			<b>2:01.165</b>	9	10	+2.182	<b>150.8</b>
22	91 KOTARO UCHIUMI	JPN	MTA JUNIOR TEAM	KTM			<b>2:01.250</b>	10	15	+2.267	<b>150.7</b>
23	34 CESARE TIEZZI	ITA	AC RACING TEAM	KTM			<b>2:02.125</b>	14	14	+3.142	<b>149.7</b>
24	48 GABIN PLANQUES	FRA	FIRST BIKE ACADEMY	KTM			<b>2:02.404</b>	12	13	+3.421	<b>149.3</b>
25	74 ALEX GOURDON	FRA	TEAM ESTRELLA GALICIA 0,0	HONDA			<b>2:02.995</b>	12	13	+4.012	<b>148.6</b>
26	71 TORIN COLLINS	CAN	AGR TEAM	KTM			<b>2:03.217</b>	12	13	+4.234	<b>148.3</b>
27	37 ALESSIO MATTEI	ITA	MTA JUNIOR TEAM	KTM			<b>2:03.456</b>	12	12	+4.473	<b>148.0</b>
28	28 GEOFFREY EMMANUEL	IND	CUNA DE CAMPEONES	KTM			<b>2:06.114</b>	11	11	+7.131	<b>144.9</b>
29	68 RYAN LARKIN	AUS	STV LAGLISSE RACING	HUSQVARNA			<b>2:08.191</b>	13	14	+9.208	<b>142.6</b>
30	9 LI SHUAI	CHN	STV LAGLISSE RACING	HUSQVARNA			<b>2:10.817</b>	10	11	+11.834	<b>139.7</b>

**Fastest Lap:** Lap 9 DAVID ALMANSA **1:58.983** 153.6 Kph

Published at: .....

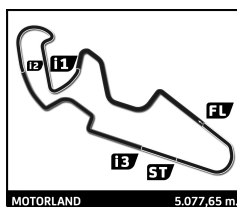
Track Status: **DRY**

**Clerk of the Course:**

José Luis Omella

**Timekeeper:**

Yaiza Bonet



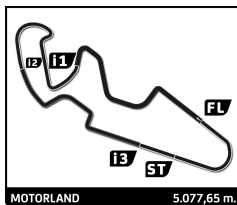
# JuniorGP

## Finetwork FIM JuniorGP Motorland Aragón

### Free Practice 1

### Best Sector Times

Sector 1			Sector 2			Sector 3			Sector 4			Pos	No	Ideal Lap	Best Lap	
Pos	No	Rider	Time	No	Rider	Time	No	Rider	Time	No	Rider					Time
1	22	D.ALMANSA	33.306	22	D.ALMANSA	33.124	11	A.CRUCES	21.955	22	D.ALMANSA	30.164	1	22	1:58.666	1:58.983 (1)
2	58	L.LUNETTA	33.384	58	L.LUNETTA	33.195	10	N.CARRARO	21.988	85	X.ZURUTUZA	30.317	2	58	1:58.934	1:59.062 (2)
3	94	F.LLAMBIAS	33.428	11	A.CRUCES	33.230	58	L.LUNETTA	22.018	7	J.ESTEBAN	30.336	3	11	1:59.125	1:59.153 (3)
4	11	A.CRUCES	33.459	18	Á.PIQUERAS	33.285	83	A.CARPE	22.068	58	L.LUNETTA	30.337	4	18	1:59.367	1:59.655 (5)
5	18	Á.PIQUERAS	33.523	55	N.DETTWILER	33.349	22	D.ALMANSA	22.072	55	N.DETTWILER	30.357	5	10	1:59.440	1:59.512 (4)
6	83	A.CARPE	33.630	8	E.O'SHEA	33.360	18	Á.PIQUERAS	22.149	10	N.CARRARO	30.361	6	83	1:59.561	1:59.795 (7)
7	78	J.ROSENTHALER	33.676	10	N.CARRARO	33.413	94	F.LLAMBIAS	22.194	83	A.CARPE	30.408	7	94	1:59.596	1:59.719 (6)
8	10	N.CARRARO	33.678	7	J.ESTEBAN	33.431	55	N.DETTWILER	22.221	18	Á.PIQUERAS	30.410	8	55	1:59.760	1:59.814 (8)
9	5	T.BUASRI	33.748	83	A.CARPE	33.455	7	J.ESTEBAN	22.267	14	C.BUCHANAN	30.453	9	7	1:59.935	2:00.029 (9)
10	57	D.SHAHRIL	33.766	93	F.ADITAMA	33.501	85	X.ZURUTUZA	22.299	12	J.ROULSTONE	30.466	10	8	2:00.075	2:00.345 (12)
11	8	E.O'SHEA	33.770	94	F.LLAMBIAS	33.505	12	J.ROULSTONE	22.322	94	F.LLAMBIAS	30.469	11	5	2:00.115	2:00.504 (15)
12	67	C.O'GORMAN	33.823	5	T.BUASRI	33.510	57	D.SHAHRIL	22.322	11	A.CRUCES	30.481	12	85	2:00.126	2:00.140 (10)
13	55	N.DETTWILER	33.833	57	D.SHAHRIL	33.512	67	C.O'GORMAN	22.324	67	C.O'GORMAN	30.499	13	78	2:00.218	2:00.619 (16)
14	93	F.ADITAMA	33.835	78	J.ROSENTHALER	33.566	5	T.BUASRI	22.348	5	T.BUASRI	30.509	14	67	2:00.264	2:00.476 (13)
15	7	J.ESTEBAN	33.901	85	X.ZURUTUZA	33.589	78	J.ROSENTHALER	22.356	8	E.O'SHEA	30.512	15	57	2:00.287	2:00.478 (14)
16	12	J.ROULSTONE	33.920	67	C.O'GORMAN	33.618	14	C.BUCHANAN	22.362	91	K.UCHIUMI	30.514	16	12	2:00.328	2:00.342 (11)
17	85	X.ZURUTUZA	33.921	12	J.ROULSTONE	33.620	36	A.GRENFELL	22.417	19	A.MOROSI	30.608	17	93	2:00.505	2:00.890 (18)
18	36	A.GRENFELL	33.926	36	A.GRENFELL	33.641	8	E.O'SHEA	22.433	78	J.ROSENTHALER	30.620	18	19	2:00.790	2:01.165 (21)
19	50	L.RAMMERSTORFER	33.942	19	A.MOROSI	33.723	50	L.RAMMERSTORFER	22.441	93	F.ADITAMA	30.659	19	14	2:00.803	2:00.803 (17)
20	19	A.MOROSI	33.980	50	L.RAMMERSTORFER	33.748	19	A.MOROSI	22.479	34	C.TIEZZI	30.670	20	36	2:00.818	2:01.033 (19)
21	14	C.BUCHANAN	34.062	91	K.UCHIUMI	33.843	93	F.ADITAMA	22.510	57	D.SHAHRIL	30.687	21	50	2:00.852	2:01.138 (20)
22	91	K.UCHIUMI	34.294	14	C.BUCHANAN	33.926	91	K.UCHIUMI	22.567	50	L.RAMMERSTORFER	30.721	22	91	2:01.218	2:01.250 (22)
23	48	G.PLANQUES	34.440	34	C.TIEZZI	34.005	34	C.TIEZZI	22.586	36	A.GRENFELL	30.834	23	34	2:01.758	2:02.125 (23)
24	34	C.TIEZZI	34.497	48	G.PLANQUES	34.112	48	G.PLANQUES	22.691	48	G.PLANQUES	30.937	24	48	2:02.180	2:02.404 (24)
25	71	T.COLLINS	34.627	74	A.GOURDON	34.207	74	A.GOURDON	22.729	71	T.COLLINS	31.148	25	71	2:02.859	2:03.217 (26)
26	74	A.GOURDON	34.737	71	T.COLLINS	34.244	71	T.COLLINS	22.840	37	A.MATTEI	31.233	26	74	2:02.995	2:02.995 (25)
27	37	A.MATTEI	34.833	37	A.MATTEI	34.289	37	A.MATTEI	22.964	74	A.GOURDON	31.322	27	37	2:03.319	2:03.456 (27)
28	28	G.EMMANUEL	35.536	28	G.EMMANUEL	35.218	28	G.EMMANUEL	23.465	28	G.EMMANUEL	31.368	28	28	2:05.587	2:06.114 (28)
29	68	R.LARKIN	35.999	68	R.LARKIN	35.586	68	R.LARKIN	23.798	68	R.LARKIN	32.025	29	68	2:07.408	2:08.191 (29)
30	9	L.SHUAI	36.640	9	L.SHUAI	36.777	9	L.SHUAI	24.393	9	L.SHUAI	32.897	30	9	2:10.707	2:10.817 (30)



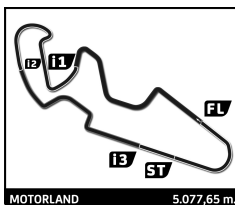
## JuniorGP

### Finetwork FIM JuniorGP Motorland Aragón

#### Free Practice 1

#### Best Top Speed

No Rider	Team	Class	Top 1		Top 2		Top 3		Top 4		Top 5		Avg
			Kph	Lap	Kph	Lap	Kph	Lap	Kph	Lap	Kph	Lap	
10	NICO CARRARO	ASPAR JUNIOR TEAM	<b>236.8</b>	8	233.3	5	232.3	14	232.3	13	231.8	12	233,3
85	XABIER ZURUTUZA	MTA JUNIOR TEAM	<b>236.3</b>	1	234.8	12	234.8	9	233.3	11	233.3	3	234,5
34	CESARE TIEZZI	AC RACING TEAM	<b>235.8</b>	13	234.3	3	233.8	4	233.3	14	231.8	2	233,8
94	FACUNDO LLAMBIAS	TEAM ESTRELLA GALICIA 0,0	<b>234.8</b>	10	233.3	11	231.3	2	230.8	9	230.3	4	232,1
18	ÁNGEL PIQUERAS	TEAM ESTRELLA GALICIA 0,0	<b>234.3</b>	8	232.3	2	230.3	10	229.8	3	227.8	6	230,9
55	NOAH DETTWILER	CUNA DE CAMPEONES	<b>234.3</b>	2	233.8	8	233.3	3	232.3	7	232.3	4	233,2
58	LUCA LUNETTA	AC RACING TEAM	<b>234.3</b>	10	234.3	7	234.3	3	229.3	11	229.3	2	232,3
91	KOTARO UCHIUMI	MTA JUNIOR TEAM	<b>234.3</b>	15	231.3	10	231.3	2	230.8	3	228.3	11	231,2
50	LEO RAMMERSTORFER	LIQUI MOLY HUSQVARNA INTACT GP JUNIOR TEAM	<b>233.8</b>	3	233.8	2	226.9	9	226.9	1	226.4	5	229,6
7	JOEL ESTEBAN	ASPAR JUNIOR TEAM	<b>233.3</b>	11	232.3	10	231.8	9	230.8	6	230.3	12	231,7
78	JAKOB ROSENTHALER	LIQUI MOLY HUSQVARNA INTACT GP JUNIOR TEAM	<b>233.3</b>	14	229.8	2	228.3	1	227.4	15	226.9	12	229,1
8	EDDIE O'SHEA	BRITISH TALENT TEAM	<b>232.3</b>	5	232.3	3	230.8	11	230.3	6	229.8	7	231,1
19	ALESSANDRO MOROSI	EAGLE-1	<b>232.3</b>	9	230.3	8	225.9	4	225.9	3	225.9	2	228,1
67	CASEY O'GORMAN	TEAM ESTRELLA GALICIA 0,0	<b>232.3</b>	3	228.3	2	227.8	9	227.4	4	226.9	6	228,5
57	DANIAL SHAHRIL	ASIA TALENT TEAM	<b>231.8</b>	7	231.8	3	229.3	1	228.8	11	228.8	9	230,1
5	TATCHAKORN BUASRI	HONDA RACING THAILAND	<b>230.8</b>	9	229.3	10	229.3	4	227.4	11	227.4	7	228,8
12	JACOB ROULSTONE	ASPAR JUNIOR TEAM	<b>230.8</b>	3	229.3	15	226.4	4	225.9	12	225.9	11	227,7
48	GABIN PLANQUES	FIRST BIKE ACADEMY	<b>230.3</b>	12	227.4	1	226.4	11	225.9	6	225.0	10	227,0
83	ALVARO CARPE	STV LAGLISSE RACING	<b>230.3</b>	12	228.3	5	227.4	11	227.4	8	226.4	13	228,0
11	ADRIÁN CRUCES	FINETWORK MIR RACING TEAM	<b>229.8</b>	11	228.8	15	228.8	12	228.3	14	227.4	13	228,6
28	GEOFFREY EMMANUEL	CUNA DE CAMPEONES	<b>229.8</b>	5	228.8	3	226.4	10	226.4	8	225.0	9	227,3
14	CORMAC BUCHANAN	AGR TEAM	<b>229.3</b>	12	229.3	11	228.8	10	228.3	4	227.8	13	228,7
22	DAVID ALMANSA	FINETWORK MIR RACING TEAM	<b>229.3</b>	9	228.3	12	228.3	11	227.8	13	227.8	10	228,3
71	TORIN COLLINS	AGR TEAM	<b>228.3</b>	11	226.9	2	225.9	10	225.9	6	225.9	4	226,6
93	FADILLAH ARBI ADITAMA	ASTRA HONDA RACING TEAM	<b>228.3</b>	4	228.3	3	227.8	2	226.9	1	226.4	13	227,5
36	ANGUS GRENFELL	ARTBOX	<b>227.4</b>	12	226.9	11	225.9	10	225.9	6	225.9	5	226,4
74	ALEX GOURDON	TEAM ESTRELLA GALICIA 0,0	<b>227.4</b>	1	226.9	11	224.5	5	224.1	12	224.1	3	225,4
37	ALESSIO MATTEI	MTA JUNIOR TEAM	<b>226.4</b>	10	225.5	9	224.5	8	223.6	11	223.1	12	224,6
9	LI SHUAI	STV LAGLISSE RACING	<b>222.7</b>	1	219.1	2	216.9	4	214.3	3	213.4	10	217,3
68	RYAN LARKIN	STV LAGLISSE RACING	<b>218.6</b>	2	218.2	6	217.7	12	217.7	5	217.3	10	217,9




## JuniorGP

### Finetwork FIM JuniorGP Motorland Aragón

#### Free Practice 1

#### Fastest Lap Sequence

Elapsed	No	Rider	Team	Bike	Class	Time	Kph	Lap
4:20.528	28	GEOFFREY EMMANUEL	CUNA DE CAMPEONES	KTM		<b>2:07.809</b>	143.0	2
4:20.704	14	CORMAC BUCHANAN	AGR TEAM	KTM		<b>2:03.384</b>	148.1	2
4:20.812	78	JAKOB ROSENTHALER	LIQUI MOLY HUSQVARNA INTACT GP JUNIOR TEAM	HUSQVARNA		<b>2:02.852</b>	148.8	2
4:22.048	85	XABIER ZURUTUZA	MTA JUNIOR TEAM	KTM		<b>2:02.782</b>	148.9	2
4:30.592	11	ADRIÁN CRUCES	FINETWORK MIR RACING TEAM	KTM		<b>2:02.390</b>	149.3	2
4:48.839	57	DANIAL SHAHRIL	ASIA TALENT TEAM	HONDA		<b>2:02.127</b>	149.7	2
5:10.182	10	NICO CARRARO	ASPAR JUNIOR TEAM	GASGAS		<b>2:01.264</b>	150.7	2
5:12.566	58	LUCA LUNETTA	AC RACING TEAM	KTM		<b>2:01.228</b>	150.8	2
7:10.912	10	NICO CARRARO	ASPAR JUNIOR TEAM	GASGAS		<b>2:00.730</b>	151.4	3
7:12.988	58	LUCA LUNETTA	AC RACING TEAM	KTM		<b>2:00.422</b>	151.8	3
11:11.639	10	NICO CARRARO	ASPAR JUNIOR TEAM	GASGAS		<b>2:00.022</b>	152.3	5
15:17.744	58	LUCA LUNETTA	AC RACING TEAM	KTM		<b>1:59.819</b>	152.5	7
26:01.905	22	DAVID ALMANSA	FINETWORK MIR RACING TEAM	KTM		<b>1:58.983</b>	153.6	9



## JuniorGP

### Finetwork FIM JuniorGP Motorland Aragón

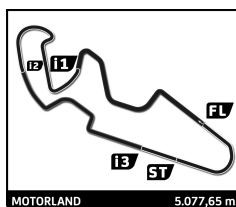
#### Free Practice 1

#### Sector Analysis

— Invalidated Lap    ■ Personal Best    ■ Session Best    B Crossing the pit lane

Lap	Time	Sector 1	Sector 2	Sector 3	Sector 4	T.Sp	Lap	Time	Sector 1	Sector 2	Sector 3	Sector 4	T.Sp	
<b>22</b>	<b>DAVID ALMANSA</b>						ESP							
						KTM								
FINETWORK MIR RACING TEAM														
1	3:44.732	2:14.853	35.456	23.178	31.245	226.4	4	2:00.705	33.953	33.587	22.433	30.732	228.8	
2	2:01.507	34.131	34.043	22.566	30.767	226.4	5	2:00.022	33.833	33.598	22.091	30.500	233.3	
3	2:01.441	33.991	33.947	22.719	30.784	226.9	6	2:00.437	33.899	33.560	22.417	30.561	230.8	
4	2:01.462	34.137	33.965	22.492	30.868	225.9	7	2:06.293	36.158	37.254	22.242	30.639	230.3	
5	2:01.374	34.067	33.905	22.553	30.849	226.9	8	2:00.514	33.880	33.655	22.618	<b>30.361</b>	236.8	
6	2:01.575	34.182	33.853	22.733	30.807	226.9	9	2:13.048B	35.629	35.105	23.760	38.554	224.1	
7	2:10.182B	34.780	34.816	23.384	37.202	225.5	10	8:50.536	7:08.211	37.664	27.832	36.829	160.2	
8	8:00.649	6:28.957	34.860	23.315	33.517	208.9	11	2:01.605	34.104	33.682	22.684	31.135	226.9	
9	<b>1:58.983</b>	33.461	33.196	22.162	<b>30.164</b>	229.3	12	2:00.090	33.823	33.555	22.111	30.601	231.8	
10	1:59.094	33.377	33.238	22.132	30.347	227.8	13	1:59.730	33.686	<b>33.413</b>	22.128	30.503	232.3	
11	1:59.275	<b>33.306</b>	<b>33.124</b>	22.351	30.494	228.3	14	<b>1:59.512</b>	<b>33.678</b>	33.453	<b>21.988</b>	30.393	232.3	
12	1:59.405	33.487	33.340	<b>22.072</b>	30.506	228.3								
13	2:00.372	33.572	33.545	22.561	30.694	227.8								
14	1:59.790	33.641	33.434	22.172	30.543	227.4								
<b>58</b>	<b>LUCA LUNETTA</b>						ITA							
						KTM								
AC RACING TEAM														
1	3:11.338	1:40.071	36.408	23.615	31.244	225.9								
2	2:01.228	34.338	33.890	22.446	30.554	229.3								
3	2:00.422	33.924	33.597	22.355	30.546	234.3								
4	2:03.844	35.085	34.982	22.572	31.205	225.0								
5	2:00.539	33.912	33.666	22.285	30.676	226.9								
6	2:00.554	33.834	33.928	22.241	30.551	227.8								
7	1:59.819	33.806	33.381	22.244	30.388	234.3								
8	2:10.344B	36.217	34.488	23.140	36.499	219.1								
9	11:26.053	9:48.697	37.508	23.736	36.112	206.1								
10	1:59.547	33.739	<b>33.195</b>	22.147	30.466	234.3								
11	<b>1:59.062</b>	<b>33.384</b>	33.226	22.115	<b>30.337</b>	229.3								
12	1:59.447	33.423	33.300	22.081	30.643	226.4								
13	1:59.536	33.549	33.342	<b>22.018</b>	30.627	226.9								
<b>18</b>	<b>ÁNGEL PIQUERAS</b>						ESP							
						HONDA								
TEAM ESTRELLA GALICIA 0,0														
1	3:04.187	1:28.634	40.081	23.413	32.059	216.0								
2	2:06.399	37.033	36.245	22.545	30.576	232.3								
3	2:01.247	34.254	33.730	22.599	30.664	229.8								
4	2:01.180	34.182	33.731	22.438	30.829	227.4								
5	2:16.958B	40.885	34.772	23.252	38.049	212.6								
6	15:13.474B	...	38.576	22.957	36.900	227.8								
7	2:20.240	52.204	34.451	22.516	31.069	219.5								
8	<b>1:59.655</b>	<b>33.523</b>	33.289	22.209	30.634	234.3								
9	2:01.862	33.700	33.444	23.472	31.246	217.3								
10	1:59.672	33.828	<b>33.285</b>	<b>22.149</b>	<b>30.410</b>	230.3								
<b>94</b>	<b>FACUNDO LLAMBIAS</b>						URU							
						HONDA								
TEAM ESTRELLA GALICIA 0,0														
1	3:03.272	1:24.758	37.650	27.072	33.792	219.5								
2	2:07.611	37.283	37.052	22.628	30.648	231.3								
3	2:01.604	34.131	33.798	22.919	30.756	228.3								
4	2:00.616	33.722	33.643	22.583	30.668	230.3								
5	2:12.070	42.628	34.472	23.034	31.936	222.7								
6	2:11.528B	35.301	34.649	23.111	38.467	222.7								
7	13:02.920	...	38.203	22.542	32.458	226.4								
8	2:11.988	36.291	36.964	23.097	35.636	177.6								
9	2:02.419	34.790	34.245	22.441	30.943	230.8								
10	<b>1:59.719</b>	<b>33.428</b>	<b>33.505</b>	22.317	<b>30.469</b>	234.8								
11	1:59.795	33.516	33.509	<b>22.194</b>	30.576	233.3								
12	2:00.487	33.650	33.624	22.386	30.827	226.4								
<b>83</b>	<b>ALVARO CARPE</b>						ESP							
						HUSQVARNA								
STV LAGLISSE RACING														
1	2:43.568	1:09.055	35.893	27.218	31.402	225.5								
2	2:06.886	34.987	37.901	22.848	31.150	225.5								
3	2:01.901	34.338	34.086	22.598	30.879	226.4								
4	2:03.443	34.240	34.021	22.565	32.617	214.3								
5	2:01.258	34.206	33.800	22.437	30.815	228.3								
6	2:08.426B	33.997	33.697	23.368	37.364	222.2								
7	11:02.284	9:33.164	35.101	22.957	31.062	224.5								
8	2:00.718	33.910	33.716	22.364	30.728	227.4								
9	2:14.433	34.016	33.959	28.452	38.006	154.7								
10	2:00.585	33.798	33.656	22.282	30.849	225.0								
11	2:01.121	34.127	34.153	22.291	30.550	227.4								
12	<b>1:59.795</b>	<b>33.630</b>	33.481	22.276	<b>30.408</b>	230.3								
13	2:00.048	33.856	<b>33.455</b>	<b>22.068</b>	30.669	226.4								
<b>11</b>	<b>ADRIÁN CRUCES</b>						ESP							
						KTM								
FINETWORK MIR RACING TEAM														
1	2:28.202	58.580	35.146	23.108	31.368	225.5								
2	2:02.390	34.466	34.151	22.584	31.189	225.0								
3	2:01.617	34.318	33.882	22.407	31.010	225.9								
4	2:01.811	34.252	33.926	22.493	31.140	224.1								
5	2:03.689	34.313	33.991	24.006	31.379	224.1								
6	2:02.023	34.421	33.994	22.460	31.148	225.5								
7	2:01.803	34.242	33.914	22.501	31.146	225.9								
8	2:11.638B	35.794	35.195	23.270	37.379	224.1								
9	7:08.337	5:37.750	34.106	22.966	33.515	212.6								
10	2:00.708	34.124	33.656	22.264	30.664	225.5								
11	<b>1:59.153</b>	33.478	33.239	<b>21.955</b>	<b>30.481</b>	229.8								
12	1:59.520	<b>33.459</b>	<b>33.230</b>	22.141	30.690	228.8								
13	1:59.951	33.697	33.445	22.122	30.687	227.4								
14	1:59.877	33.694	33.387	22.154	30.642	228.3								
15	2:01.779	34.579	34.324	22.261	30.615	228.8								
<b>10</b>	<b>NICO CARRARO</b>						ITA							
						GASGAS								
ASPAR JUNIOR TEAM														
1	3:08.918	1:38.877	35.556	23.315	31.170	229.3								
2	2:01.264	34.435	33.824	22.353	30.652	231.3								
3	2:00.730	34.236	33.612	22.278	30.604	229.8								





# JuniorGP

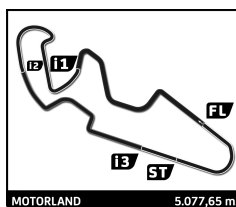
## Finetwork FIM JuniorGP Motorland Aragón

### Free Practice 1

### Sector Analysis

— Invalidated Lap    ■ Personal Best    ■ Session Best    B Crossing the pit lane

Lap	Time	Sector 1	Sector 2	Sector 3	Sector 4	T.Sp	Lap	Time	Sector 1	Sector 2	Sector 3	Sector 4	T.Sp
<b>55</b> NOAH DETTWILER CHE							7 2:01.660 34.211 33.974 22.608 30.867 225.0						
CUNA DE CAMPEONES KTM							8 2:01.067 <b>33.920</b> 33.822 22.569 30.756 224.5						
1	3:03.370	1:32.914	35.197	23.210	32.049	209.3	9	2:01.092	33.923	33.808	22.545	30.816	225.5
2	2:07.931	35.399	39.092	22.909	30.531	234.3	10	2:00.965	33.966	33.768	22.428	30.803	225.0
3	2:01.515	34.342	34.043	22.596	30.534	233.3	11	2:09.578	38.857	35.936	23.772	31.013	225.9
4	2:01.017	34.394	33.648	22.501	30.474	232.3	12	2:01.458	34.072	34.024	22.559	30.803	225.9
5	2:01.198	34.273	33.813	22.511	30.601	230.8	13	2:04.227	33.929	34.062	25.139	31.097	223.1
6	2:01.840	34.705	33.979	22.547	30.609	229.8	14	2:01.316	33.966	33.837	22.498	31.015	220.9
7	2:00.972	34.252	33.791	22.318	30.611	232.3	15	<b>2:00.342</b>	33.934	<b>33.620</b>	<b>22.322</b>	<b>30.466</b>	229.3
8	2:00.963	34.246	33.689	22.531	30.497	233.8	<b>8</b> EDDIE O'SHEA GBR						
9	2:06.982 B	34.739	33.846	22.548	35.849	226.4	BRITISH TALENT TEAM HONDA						
10	8:35.952	6:53.770	41.539	24.340	36.303	201.1	1	2:42.162	1:08.872	35.284	26.672	31.334	226.9
11	2:00.430	33.991	33.568	22.401	30.470	230.8	2	2:02.604	34.772	34.241	22.712	30.879	228.3
12	1:59.872	33.935	<b>33.349</b>	<b>22.221</b>	30.367	230.8	3	2:08.801	34.467	40.587	22.995	30.752	232.3
13	<b>1:59.814</b>	<b>33.833</b>	33.372	22.252	<b>30.357</b>	230.8	4	2:01.813	34.217	33.806	22.799	30.991	228.8
14	2:00.419	33.984	33.485	22.360	30.590	227.4	5	2:01.026	34.194	33.570	22.570	30.692	232.3
<b>7</b> JOEL ESTEBAN ESP							6 2:00.808 34.061 33.636 22.599 <b>30.512</b> 230.3						
ASPAR JUNIOR TEAM GASGAS							7 2:05.815 34.465 38.048 22.564 30.738 229.8						
1	3:11.001 B	1:32.464	34.896	22.670	40.971	200.0	8	2:12.669 B	35.707	35.320	23.739	37.903	223.1
2	6:02.685	4:30.690	34.015	25.542	32.438	216.0	9	9:43.641	8:15.413	34.296	23.091	30.841	227.8
3	2:01.846	34.225	33.807	22.459	31.355	219.5	10	2:01.880	34.474	33.892	22.693	30.821	228.3
4	2:01.178	34.217	33.801	22.430	30.730	229.8	11	2:02.316	34.130	33.907	23.367	30.912	230.8
5	2:00.959	34.210	33.695	22.350	30.704	229.3	12	<b>2:00.345</b>	<b>33.770</b>	<b>33.360</b>	22.528	30.687	228.3
6	2:01.064	34.281	33.743	22.393	30.647	230.8	13	2:00.820	34.068	33.487	<b>22.433</b>	30.832	226.9
7	2:12.439 B	35.480	35.082	23.316	38.561	220.9	<b>67</b> CASEY O'GORMAN IRL						
8	8:03.512	6:36.295	34.051	22.570	30.596	229.8	TEAM ESTRELLA GALICIA 0,0 HONDA						
9	2:00.135	33.967	33.470	22.293	30.405	231.8	1	3:03.161	1:23.554	37.144	23.960	38.503	178.2
10	<b>2:00.029</b>	33.980	<b>33.431</b>	22.282	<b>30.336</b>	232.3	2	2:08.017	35.755	38.586	22.939	30.737	228.3
11	2:00.135	<b>33.901</b>	33.576	<b>22.267</b>	30.391	233.3	3	2:01.534	34.067	34.035	22.827	30.605	232.3
12	2:00.248	33.924	33.560	22.307	30.457	230.3	4	<b>2:00.476</b>	34.008	33.641	22.328	<b>30.499</b>	227.4
<b>85</b> XABIER ZURUTUZA ESP							5 2:17.899 B 37.863 36.441 23.065 40.530 207.7						
MTA JUNIOR TEAM KTM							6 15:07.933 ... 39.682 22.657 31.547 226.9						
1	2:19.266	49.650	35.323	23.479	30.814	236.3	7	2:09.548	34.514	40.232	22.762	32.040	217.3
2	2:02.782	34.994	34.358	22.855	30.575	233.3	8	2:00.891	33.953	<b>33.618</b>	22.360	30.960	223.6
3	2:02.593	34.599	34.373	22.824	30.797	233.3	9	2:05.277	33.928	37.932	22.692	30.725	227.8
4	2:05.173	34.334	37.393	22.689	30.757	231.3	10	2:00.882	<b>33.823</b>	33.718	<b>22.324</b>	31.017	223.1
5	2:01.763	34.291	34.107	22.646	30.719	232.8	11	2:13.723	37.250	39.400	23.638	33.435	202.6
6	2:05.786	37.088	35.179	22.757	30.762	231.8	<b>57</b> DANIAL SHAHRIL MYS						
7	2:06.981 B	34.265	34.121	22.558	36.037	232.3	ASIA TALENT TEAM HONDA						
8	9:18.704	7:47.400	34.453	23.408	33.443	209.3	1	2:46.712	1:13.025	35.523	27.113	31.051	229.3
9	2:01.073	34.018	33.851	22.658	30.546	234.8	2	2:02.127	34.655	34.000	22.707	30.765	228.8
10	2:18.398 B	36.332	36.505	28.145	37.416	211.8	3	2:01.686	34.335	33.901	22.763	<b>30.687</b>	231.8
11	4:15.516	2:46.025	33.748	25.008	30.735	233.3	4	2:06.163	34.221	37.887	23.126	30.929	228.3
12	<b>2:00.140</b>	33.931	33.593	<b>22.299</b>	<b>30.317</b>	234.8	5	2:01.756	34.371	33.980	22.605	30.800	228.3
13	2:00.287	<b>33.921</b>	<b>33.589</b>	22.384	30.393	232.3	6	2:07.705	34.222	33.838	28.598	31.047	226.4
<b>12</b> JACOB ROULSTONE AUS							7 2:01.972 34.205 34.020 22.842 30.905 231.8						
ASPAR JUNIOR TEAM GASGAS							8 2:12.316 B 35.511 35.421 23.770 37.614 225.0						
1	3:02.365	1:24.014	37.687	28.516	32.148	219.1	9	9:43.758	8:13.794	35.521	23.557	30.886	228.8
2	2:07.810	36.981	35.895	23.277	31.657	221.3	10	2:02.085	34.054	34.511	22.562	30.958	227.8
3	2:02.478	34.771	34.287	22.772	30.648	230.8	11	2:00.562	33.907	33.615	<b>22.322</b>	30.718	228.8
4	2:04.873	35.081	35.891	22.942	30.959	226.4	12	<b>2:00.478</b>	<b>33.766</b>	33.636	22.384	30.692	227.8
5	2:08.287 B	34.223	33.926	22.608	37.530	224.5	13	2:00.678	33.920	<b>33.512</b>	22.396	30.850	225.5
6	6:51.331	5:22.787	34.825	22.768	30.951	224.5							



# JuniorGP

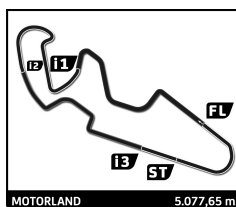
## Finetwork FIM JuniorGP Motorland Aragón

### Free Practice 1

### Sector Analysis

— Invalidated Lap    ■ Personal Best    ■ Session Best    B Crossing the pit lane

Lap	Time	Sector 1	Sector 2	Sector 3	Sector 4	T.Sp	Lap	Time	Sector 1	Sector 2	Sector 3	Sector 4	T.Sp		
<b>5</b>	<b>TATCHAKORN BUASRI</b>						THA	5	2:04.537	34.150	33.955	22.825	33.607	210.9	
	HONDA RACING THAILAND						HONDA	6	2:06.120	36.963	34.998	23.055	31.104	225.0	
1	2:46.094	1:13.264	35.752	25.886	31.192	226.4	7	2:03.288	34.275	34.383	22.855	31.775	206.9		
2	2:02.636	34.629	34.116	22.682	31.209	225.5	8	2:13.383 B	36.057	35.392	24.181	37.753	221.8		
3	2:01.712	34.227	34.062	22.575	30.848	226.9	9	9:38.719	8:09.384	35.292	22.948	31.095	218.2		
4	2:01.544	34.036	34.143	22.632	30.733	229.3	10	2:01.869	34.541	33.886	22.783	<b>30.659</b>	226.4		
5	2:08.132	34.221	39.600	23.305	31.006	225.0	11	2:14.719	33.900	<b>33.501</b>	22.722	44.596	185.9		
6	2:01.140	34.025	33.853	22.475	30.787	226.4	12	2:03.803	33.868	34.230	24.788	30.917	225.0		
7	2:01.492	34.104	34.012	22.522	30.854	227.4	13	<b>2:00.890</b>	<b>33.835</b>	33.791	<b>22.510</b>	30.754	226.4		
8	2:15.513 B	37.420	36.464	23.323	38.306	204.5									
9	9:44.104	8:15.004	35.107	23.060	30.933	230.8									
10	<b>2:00.504</b>	33.919	33.616	22.460	<b>30.509</b>	229.3									
11	2:00.537	<b>33.748</b>	<b>33.510</b>	<b>22.348</b>	30.931	227.4									
12	2:06.818	36.447	36.143	23.194	31.034	226.4									
13	2:01.162	33.866	33.880	22.548	30.868	225.9									
<b>78</b>	<b>JAKOB ROSENTHALER</b>						AUT	<b>36</b>	<b>ANGUS GRENFELL</b>						AUS
	LIQUI MOLY HUSQVARNA INTACT GI						HUSQVARNA		ARTBOX						HONDA
1	2:17.960	46.741	35.275	24.658	31.286	228.3	1	2:37.397	1:07.937	35.108	23.188	31.164	225.5		
2	2:02.852	34.750	34.400	22.736	30.966	229.8	2	2:02.510	34.514	34.258	22.766	30.972	225.9		
3	2:03.859	34.568	34.748	23.043	31.500	221.8	3	2:03.140	34.336	34.273	23.411	31.120	225.9		
4	2:01.758	34.636	33.972	22.530	<b>30.620</b>	226.9	4	2:09.022	34.872	39.755	22.969	31.426	222.2		
5	2:01.289	34.058	34.001	22.483	30.747	226.4	5	2:02.435	34.288	34.343	22.768	31.036	225.9		
6	2:01.921	34.233	34.034	22.638	31.016	224.1	6	2:04.071	34.461	33.898	24.319	31.393	225.9		
7	2:01.956	34.274	34.111	22.629	30.942	225.0	7	2:13.845 B	35.794	37.465	23.100	37.486	223.6		
8	2:14.047 B	35.994	35.614	24.110	38.329	201.5	8	11:25.059	9:51.282	36.309	23.639	33.829	207.7		
9	7:17.849	5:50.046	34.232	22.706	30.865	225.9	9	2:11.459	34.627	38.192	24.050	34.590	187.2		
10	<b>2:00.619</b>	<b>33.676</b>	33.729	22.434	30.780	225.5	10	2:02.442	34.355	34.180	22.954	30.953	225.9		
11	2:00.897	33.988	33.835	<b>22.356</b>	30.718	226.4	11	<b>2:01.033</b>	<b>33.926</b>	33.784	<b>22.417</b>	30.906	226.9		
12	2:01.099	34.018	33.895	22.420	30.766	226.9	12	2:01.080	34.103	<b>33.641</b>	22.502	<b>30.834</b>	227.4		
13	2:05.918	35.735	35.831	23.073	31.279	213.4	13	2:04.587	35.161	35.037	23.063	31.326	225.5		
14	2:01.109	33.982	<b>33.566</b>	22.776	30.785	233.3									
15	2:01.433	34.331	33.867	22.611	30.624	227.4									
<b>14</b>	<b>CORMAC BUCHANAN</b>						NZL	<b>50</b>	<b>LEO RAMMERSTORFER</b>						AUT
	AGR TEAM						KTM		LIQUI MOLY HUSQVARNA INTACT GI						HUSQVARNA
1	2:17.320	45.345	35.669	24.411	31.895	227.4	1	2:18.006	47.397	35.005	24.468	31.136	226.9		
2	2:03.384	34.928	34.695	22.717	31.044	227.4	2	2:02.859	35.039	34.337	22.726	30.757	233.8		
3	2:28.525	34.492	58.706	23.817	31.510	225.0	3	2:03.855	35.445	34.768	22.921	<b>30.721</b>	233.8		
4	2:03.303	34.642	34.901	22.928	30.832	228.3	4	2:01.498	34.411	33.877	22.471	30.739	226.4		
5	2:02.608	34.447	34.463	22.712	30.986	226.4	5	<b>2:01.138</b>	34.144	<b>33.748</b>	<b>22.441</b>	30.805	226.4		
6	2:02.025	34.247	34.186	22.660	30.932	225.9	6	2:08.262	39.336	34.936	22.917	31.073	225.0		
7	2:02.150	34.296	34.215	22.713	30.926	226.9	7	2:07.653 B	<b>33.942</b>	34.243	22.654	36.814	222.2		
8	2:21.782 B	37.075	41.272	23.604	39.831	189.5	8	8:28.851	7:00.906	34.340	22.703	30.902	225.0		
9	10:02.964	8:32.024	35.717	24.245	30.978	227.4	9	2:01.181	34.170	33.752	22.466	30.793	226.9		
10	2:01.704	34.159	34.161	22.614	30.770	228.8	10	5:32.450 B	3:50.510	40.450	24.107	37.383	224.1		
11	2:02.129	34.433	34.329	22.619	30.748	229.3									
12	2:01.338	34.082	33.976	22.511	30.769	229.3									
13	<b>2:00.803</b>	<b>34.062</b>	<b>33.926</b>	<b>22.362</b>	<b>30.453</b>	227.8									
<b>93</b>	<b>FADILLAH ARBI ADITAMA</b>						IDN	<b>19</b>	<b>ALESSANDRO MOROSI</b>						ITA
	ASTRA HONDA RACING TEAM						HONDA		EAGLE-1						KTM
1	2:42.535	1:09.294	35.754	26.399	31.088	226.9	1	2:49.088	1:12.394	39.240	26.019	31.435	225.9		
2	2:02.762	34.734	34.310	22.819	30.899	227.8	2	2:10.962 B	35.660	34.649	23.069	37.584	225.9		
3	2:07.851	34.282	39.763	22.971	30.835	228.3	3	5:18.999	3:51.047	34.075	22.743	31.134	225.9		
4	2:01.247	34.029	33.934	22.598	30.686	228.3	4	2:01.978	34.314	33.966	22.678	31.020	225.9		
							5	2:09.874 B	34.900	34.628	23.197	37.149	223.1		
							6	8:14.188	6:46.307	34.077	22.717	31.087	225.0		
							7	2:07.531 B	34.289	33.966	22.593	36.683	225.5		
							8	7:19.212	5:52.337	33.788	<b>22.479</b>	<b>30.608</b>	230.3		
							9	<b>2:01.165</b>	<b>33.980</b>	<b>33.723</b>	22.690	30.772	232.3		
							10	2:01.747	34.277	34.006	22.536	30.928	224.5		
<b>91</b>	<b>KOTARO UCHIUMI</b>						JPN	<b>50</b>	<b>LEO RAMMERSTORFER</b>						AUT
	MTA JUNIOR TEAM						KTM		LIQUI MOLY HUSQVARNA INTACT GI						HUSQVARNA
1	2:17.498	45.571	35.568	24.714	31.645	226.9	1	2:18.006	47.397	35.005	24.468	31.136	226.9		
2	2:03.642	35.378	34.632	22.892	30.740	231.3	2	2:02.859	35.039	34.337	22.726	30.757	233.8		
3	2:03.832	35.675	34.432	22.989	30.736	230.8	3	2:03.855	35.445	34.768	22.921	<b>30.721</b>	233.8		



# JuniorGP

## Finetwork FIM JuniorGP Motorland Aragón

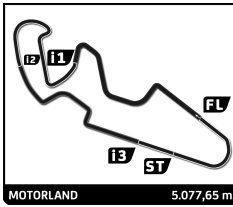
### Free Practice 1

### Sector Analysis

\_ Invalidated Lap    ■ Personal Best    ■ Session Best    B Crossing the pit lane

Lap	Time	Sector 1	Sector 2	Sector 3	Sector 4	T.Sp	Lap	Time	Sector 1	Sector 2	Sector 3	Sector 4	T.Sp
4	2:02.628	34.654	34.159	22.733	31.082	226.4	10	2:04.646	35.115	34.482	23.299	31.750	221.3
5	2:03.308	34.869	34.404	22.942	31.093	224.5	11	2:06.545	36.519	35.332	23.254	31.440	226.9
6	2:03.410	34.857	34.313	23.058	31.182	224.1	12	<b>2:02.995</b>	<b>34.737</b>	<b>34.207</b>	<b>22.729</b>	<b>31.322</b>	224.1
7	2:03.783	34.822	34.609	23.045	31.307	227.8	13	2:03.756	34.750	34.320	22.827	31.859	219.1
8	2:12.324 B	35.534	35.724	23.939	37.127	221.3	<b>71 TORIN COLLINS</b> CAN						
9	7:12.779	5:41.740	34.412	23.208	33.419	213.0	AGR TEAM KTM						
10	<b>2:01.250</b>	<b>34.294</b>	<b>33.843</b>	22.599	<b>30.514</b>	231.3	1	2:18.394	45.923	36.081	24.273	32.117	223.6
11	2:01.483	34.335	33.881	22.626	30.641	228.3	2	2:05.731	35.694	35.315	23.271	31.451	226.9
12	2:01.920	34.363	33.974	22.756	30.827	227.4	3	2:04.710	34.916	34.704	23.377	31.713	223.1
13	2:02.555	34.366	34.024	23.121	31.044	226.9	4	2:08.638	35.445	38.417	23.234	31.542	225.9
14	2:02.537	34.687	34.076	22.815	30.959	226.4	5	2:04.795	35.036	34.963	23.077	31.719	225.0
15	2:01.931	34.633	34.032	<b>22.567</b>	30.699	234.3	6	2:03.752	34.959	34.484	23.061	31.248	225.9
<b>34 CESARE TIEZZI</b> ITA							7	2:13.089 B	36.003	35.652	23.704	37.730	219.1
AC RACING TEAM KTM							8	11:39.086	...	36.122	23.468	34.312	191.5
1	2:21.391	48.577	36.697	24.421	31.696	231.8	9	2:04.275	34.972	34.528	22.861	31.914	220.4
2	2:07.416	36.226	36.396	23.598	31.196	231.8	10	2:09.592	37.576	37.901	22.911	31.204	225.9
3	2:03.987	35.148	34.848	22.942	31.049	234.3	11	2:03.309	34.703	34.358	23.100	<b>31.148</b>	228.3
4	2:03.995	35.242	34.624	23.021	31.108	233.8	12	<b>2:03.217</b>	<b>34.627</b>	<b>34.244</b>	<b>22.840</b>	31.506	223.1
5	2:04.080	35.104	34.764	23.009	31.203	230.8	13	2:04.144	34.762	34.665	22.927	31.790	220.0
6	2:03.694	34.974	34.617	22.907	31.196	229.3	<b>37 ALESSIO MATTEI</b> ITA						
7	2:03.723	34.947	34.622	22.913	31.241	230.3	MTA JUNIOR TEAM KTM						
8	2:11.471 B	36.095	35.206	23.642	36.528	223.1	1	3:22.745	1:48.720	37.208	24.855	31.962	222.2
9	9:08.470	7:39.293	34.783	22.968	31.426	229.3	2	2:06.196	35.684	35.261	23.612	31.639	222.2
10	2:08.120	34.960	34.676	24.611	33.873	189.8	3	2:05.319	35.472	34.838	23.285	31.724	221.3
11	2:02.989	34.784	34.371	22.758	31.076	231.3	4	2:16.262 B	37.024	36.756	24.762	37.720	220.0
12	2:02.908	34.741	34.215	22.823	31.129	229.3	5	7:06.747	5:35.280	35.626	23.961	31.880	221.8
13	2:02.192	<b>34.497</b>	34.047	22.978	<b>30.670</b>	235.8	6	2:05.211	35.531	34.763	23.181	31.736	221.8
14	<b>2:02.125</b>	34.704	<b>34.005</b>	<b>22.586</b>	30.830	233.3	7	2:14.346 B	36.344	36.177	24.281	37.544	220.4
<b>48 GABIN PLANQUES</b> FRA							8	5:45.976	4:14.406	36.133	23.608	31.829	224.5
FIRST BIKE ACADEMY KTM							9	2:04.159	35.291	34.660	22.975	<b>31.233</b>	225.5
1	2:19.300	48.283	35.698	23.516	31.803	227.4	10	2:03.643	34.849	34.420	23.043	31.331	226.4
2	2:04.548	35.198	34.776	23.143	31.431	223.6	11	2:03.553	34.868	<b>34.289</b>	<b>22.964</b>	31.432	223.6
3	2:05.248	34.877	34.612	23.554	32.205	216.4	12	<b>2:03.456</b>	<b>34.833</b>	34.294	23.000	31.329	223.1
4	2:08.461	34.980	37.115	23.172	33.194	213.0	<b>28 GEOFFREY EMMANUEL</b> IND						
5	2:05.504	34.618	34.630	24.069	32.187	222.2	CUNA DE CAMPEONES KTM						
6	2:02.636	34.550	<b>34.112</b>	22.833	31.141	225.9	1	2:12.719	38.973	37.238	24.308	32.200	223.1
7	2:16.419 B	40.440	35.154	23.390	37.435	219.5	2	2:07.809	36.322	35.821	23.744	31.922	222.2
8	11:35.756	...	38.589	23.789	32.139	222.7	3	2:08.750	36.551	35.895	24.936	<b>31.368</b>	228.8
9	2:10.456	34.910	34.391	22.888	38.267	161.7	4	2:06.585	35.649	35.578	23.667	31.691	224.5
10	2:03.128	34.845	34.173	22.798	31.312	225.0	5	2:07.084	35.891	36.229	23.532	31.432	229.8
11	2:02.628	34.450	34.160	22.962	31.056	226.4	6	2:17.726 B	<b>35.536</b>	38.235	25.206	38.749	216.9
12	<b>2:02.404</b>	<b>34.440</b>	34.336	<b>22.691</b>	<b>30.937</b>	230.3	7	14:52.471	...	36.450	24.064	33.729	208.9
13	2:07.618	35.794	36.536	23.536	31.752	222.7	8	2:10.790	37.384	36.096	24.559	32.751	226.4
<b>74 ALEX GOURDON</b> FRA							9	2:07.109	36.037	35.648	23.621	31.803	225.0
TEAM ESTRELLA GALICIA 0,0 HONDA							10	2:06.301	35.791	<b>35.218</b>	23.725	31.567	226.4
1	2:21.495	51.113	35.487	23.356	31.539	227.4	11	<b>2:06.114</b>	35.620	35.254	<b>23.465</b>	31.775	223.6
2	2:05.704	35.908	35.146	23.080	31.570	223.1	<b>68 RYAN LARKIN</b> AUS						
3	2:05.302	35.316	35.367	23.073	31.546	224.1	STV LAGLISSE RACING HUSQVARNA						
4	2:04.359	35.157	34.558	23.033	31.611	223.6	1	2:18.092	38.836	39.062	26.576	33.618	214.3
5	2:04.642	35.125	34.729	23.213	31.575	224.5	2	2:14.429	38.578	37.567	25.443	32.841	218.6
6	2:04.146	35.072	34.345	23.116	31.613	221.3	3	2:12.194	37.282	36.914	25.038	32.960	213.0
7	2:13.122 B	35.894	35.754	23.655	37.819	220.4	4	2:16.083	37.118	37.033	29.192	32.740	215.6
8	11:39.603	...	36.605	23.602	34.153	192.9	5	2:12.095	37.536	37.100	24.691	32.768	217.7
9	2:04.029	35.079	34.284	23.040	31.626	223.1							





# JuniorGP

## Finetwork FIM JuniorGP Motorland Aragón

### Free Practice 1

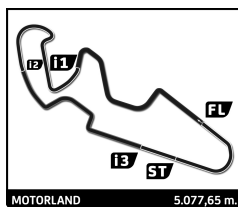
### Sector Analysis

— Invalidated Lap    ■ Personal Best    ■ Session Best    **B** Crossing the pit lane

Lap	Time	Sector 1	Sector 2	Sector 3	Sector 4	T.Spd	Lap	Time	Sector 1	Sector 2	Sector 3	Sector 4	T.Spd
6	2:13.114	37.388	37.778	24.802	33.146	218.2							
7	2:11.041	37.143	36.698	24.509	32.691	216.0							
8	2:15.926 <b>B</b>	37.394	36.800	24.505	37.227	213.4							
9	7:13.515	5:38.941	37.494	24.483	32.597	215.6							
10	2:08.215	36.389	35.789	24.012	<b>32.025</b>	217.3							
11	2:09.011	36.158	36.311	24.039	32.503	215.6							
12	2:08.467	36.353	35.730	24.088	32.296	217.7							
13	<b>2:08.191</b>	36.505	<b>35.586</b>	<b>23.798</b>	32.302	216.4							
14	2:08.619	<b>35.999</b>	35.628	24.238	32.754	214.7							

**9** **LI SHUAI** CHN  
STV LAGLISSE RACING HUSQVARNA

1	2:19.351	40.339	39.862	26.253	<b>32.897</b>	222.7
2	2:13.477	38.035	37.463	24.994	32.985	219.1
3	2:12.263	37.218	37.371	24.638	33.036	214.3
4	2:13.449	38.172	37.701	24.600	32.976	216.9
5	2:13.650	37.343	37.582	24.929	33.796	210.5
6	2:23.526 <b>B</b>	37.450	37.778	24.795	43.503	210.1
7	11:33.071	9:56.082	38.670	24.718	33.601	212.2
8	2:12.311	37.059	37.190	24.846	33.216	211.8
9	2:11.548	37.008	37.109	24.402	33.029	213.0
10	<b>2:10.817</b>	<b>36.640</b>	<b>36.777</b>	<b>24.393</b>	33.007	213.4
11	2:24.079 <b>B</b>	37.067	38.479	25.023	43.510	210.1

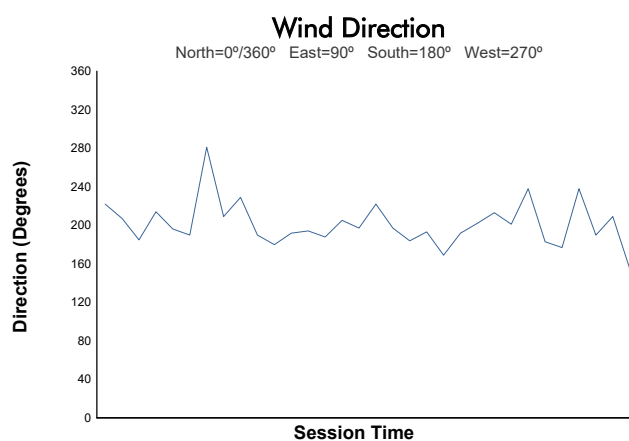
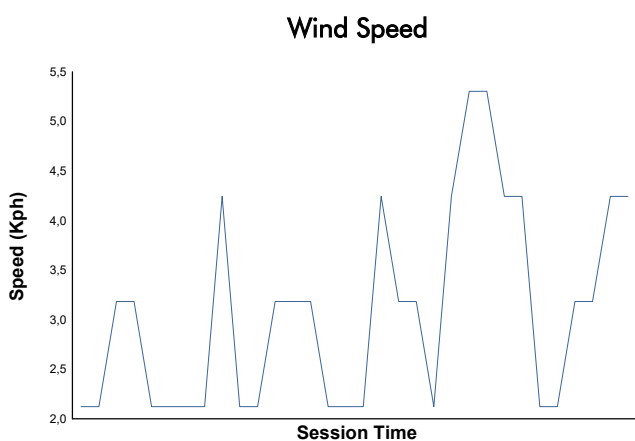
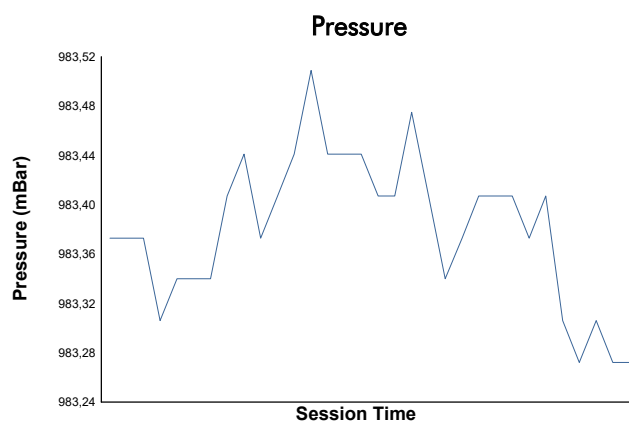
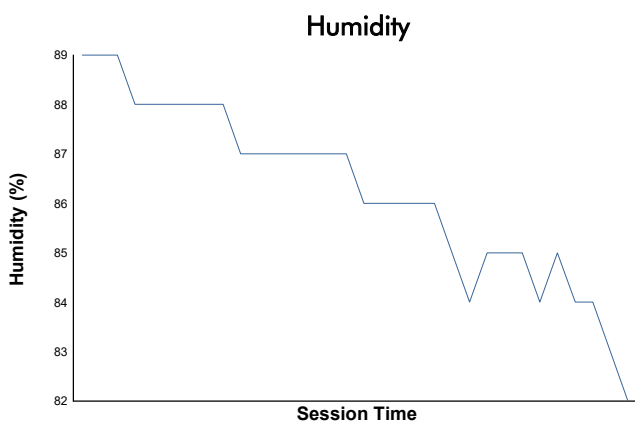
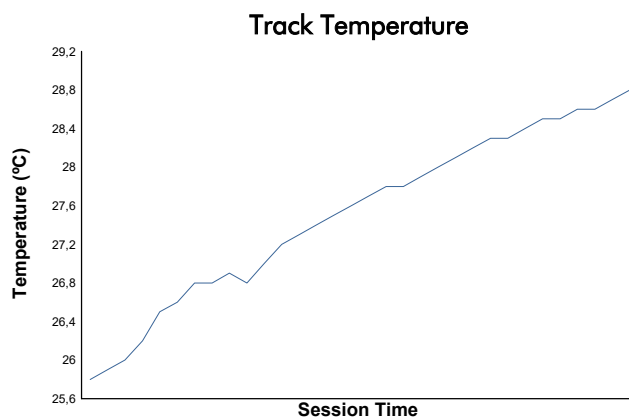
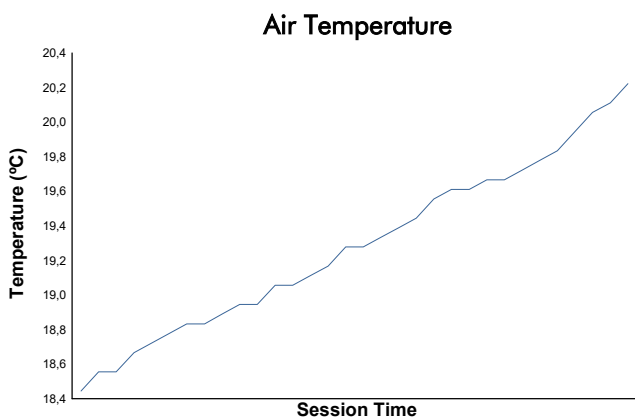


# Finetwork FIM JuniorGP Motorland Aragón

## JuniorGP

### Free Practice 1

### Weather Report



Track Status: **DRY**