

JuniorGP

Finetwork FIM JuniorGP Motorland Aragón

Free Practice 2

Classification

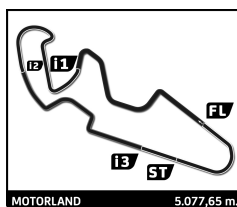
No	Rider	Nat	Team	Bike	Tires	Cl.	Time	Lap	Total	Gap	Kph
1	85 XABIER ZURUTUZA	ESP	MTA JUNIOR TEAM	KTM			1:59.000	14	15	-	153.6
2	58 LUCA LUNETTA	ITA	AC RACING TEAM	KTM			1:59.076	16	16	+0.076	153.3
3	12 JACOB ROULSTONE	AUS	ASPAR JUNIOR TEAM	GASGAS			1:59.226	16	16	+0.226	153.3
4	22 DAVID ALMANSA	ESP	FINETWORK MIR RACING TEAM	KTM			1:59.373	14	15	+0.373	153.1
5	11 ADRIÁN CRUCES	ESP	FINETWORK MIR RACING TEAM	KTM			1:59.633	15	15	+0.633	152.8
6	18 ÁNGEL PIQUERAS	ESP	TEAM ESTRELLA GALICIA 0,0	HONDA			1:59.696	12	14	+0.696	152.7
7	57 DANIAL SHAHRIL	MYS	ASIA TALENT TEAM	HONDA			1:59.787	13	15	+0.787	152.6
8	14 CORMAC BUCHANAN	NZL	AGR TEAM	KTM			1:59.863	13	14	+0.863	152.5
9	67 CASEY O'GORMAN	IRL	TEAM ESTRELLA GALICIA 0,0	HONDA			1:59.871	14	14	+0.871	152.5
10	83 ALVARO CARPE	ESP	STV LAGLISSE RACING	HUSQVARNA			1:59.875	13	16	+0.875	152.5
11	7 JOEL ESTEBAN	ESP	ASPAR JUNIOR TEAM	GASGAS			1:59.912	13	15	+0.912	152.4
12	55 NOAH DETTWILER	CHE	CUNA DE CAMPEONES	KTM			1:59.983	15	15	+0.983	152.3
13	5 TATCHAKORN BUASRI	THA	HONDA RACING THAILAND	HONDA			2:00.023	10	15	+1.023	152.3
14	93 FADILLAH ARBI ADITAMA	IDN	ASTRA HONDA RACING TEAM	HONDA			2:00.161	13	15	+1.161	152.1
15	19 ALESSANDRO MOROSI	ITA	EAGLE-1	KTM			2:00.164	8	8	+1.164	152.1
16	10 NICO CARRARO	ITA	ASPAR JUNIOR TEAM	GASGAS			2:00.174	10	13	+1.174	152.1
17	8 EDDIE O'SHEA	GBR	BRITISH TALENT TEAM	HONDA			2:00.208	14	15	+1.208	152.0
18	94 FACUNDO LLAMBIAS	URU	TEAM ESTRELLA GALICIA 0,0	HONDA			2:00.324	14	15	+1.324	151.9
19	91 KOTARO UCHIUMI	JPN	MTA JUNIOR TEAM	KTM			2:00.569	15	16	+1.569	151.6
20	78 JAKOB ROSENTHALER	AUT	<small>LIQUI MOLY HUSQVARNA INTACT GP JUNIOR TEAM</small>	HUSQVARNA			2:00.627	16	17	+1.627	151.5
21	50 LEO RAMMERSTORFER	AUT	<small>LIQUI MOLY HUSQVARNA INTACT GP JUNIOR TEAM</small>	HUSQVARNA			2:00.859	7	14	+1.859	151.2
22	36 ANGUS GRENFELL	AUS	ARTBOX	HONDA			2:01.267	14	15	+2.267	150.7
23	34 CESARE TIEZZI	ITA	AC RACING TEAM	KTM			2:01.292	14	14	+2.292	150.7
24	48 GABIN PLANQUES	FRA	FIRST BIKE ACADEMY	KTM			2:01.447	3	14	+2.447	150.5
25	71 TORIN COLLINS	CAN	AGR TEAM	KTM			2:01.993	12	14	+2.993	149.8
26	37 ALESSIO MATTEI	ITA	MTA JUNIOR TEAM	KTM			2:03.391	4	16	+4.391	148.1
27	74 ALEX GOURDON	FRA	TEAM ESTRELLA GALICIA 0,0	HONDA			2:04.122	2	2	+5.122	147.3
28	28 GEOFFREY EMMANUEL	IND	CUNA DE CAMPEONES	KTM			2:05.021	9	13	+6.021	146.2
29	68 RYAN LARKIN	AUS	STV LAGLISSE RACING	HUSQVARNA			2:06.862	10	14	+7.862	144.1
30	9 LI SHUAI	CHN	STV LAGLISSE RACING	HUSQVARNA			2:10.530	3	13	+11.530	140.0

Fastest Lap: Lap 14 XABIER ZURUTUZA **1:59.000** 153.6 Kph

Published at:

Track Status: **DRY**

<p>Clerk of the Course: José Luis Omella</p>	<p>Timekeeper: Yaiza Bonet</p> 
---	---



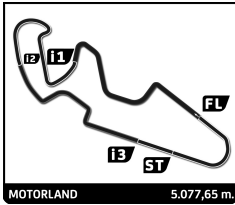
JuniorGP

Finetwork FIM JuniorGP Motorland Aragón

Free Practice 2

Best Sector Times

Sector 1			Sector 2			Sector 3			Sector 4			Pos	No	Ideal Lap	Best Lap	
Pos	No	Rider	Time	No	Rider	Time	No	Rider	Time	No	Rider					Time
1	12	J.ROULSTONE	33.402	58	L.LUNETTA	33.128	58	L.LUNETTA	21.897	85	X.ZURUTUZA	30.149	1	85	1:59.000	1:59.000 (1)
2	22	D.ALMANSA	33.416	22	D.ALMANSA	33.150	11	A.CRUCES	22.052	7	J.ESTEBAN	30.214	2	58	1:59.031	1:59.076 (2)
3	85	X.ZURUTUZA	33.453	55	N.DETTWILER	33.199	18	Á.PIQUERAS	22.115	57	D.SHAHRIL	30.258	3	12	1:59.072	1:59.226 (3)
4	11	A.CRUCES	33.479	12	J.ROULSTONE	33.227	85	X.ZURUTUZA	22.145	12	J.ROULSTONE	30.287	4	22	1:59.220	1:59.373 (4)
5	67	C.O'GORMAN	33.514	67	C.O'GORMAN	33.244	5	T.BUASRI	22.154	55	N.DETTWILER	30.305	5	18	1:59.376	1:59.696 (6)
6	58	L.LUNETTA	33.542	85	X.ZURUTUZA	33.253	12	J.ROULSTONE	22.156	8	E.O'SHEA	30.361	6	55	1:59.499	1:59.983 (12)
7	18	Á.PIQUERAS	33.561	18	Á.PIQUERAS	33.307	19	A.MOROSI	22.165	14	C.BUCHANAN	30.391	7	67	1:59.538	1:59.871 (9)
8	14	C.BUCHANAN	33.578	7	J.ESTEBAN	33.314	22	D.ALMANSA	22.177	18	Á.PIQUERAS	30.393	8	7	1:59.557	1:59.912 (11)
9	19	A.MOROSI	33.661	57	D.SHAHRIL	33.319	10	N.CARRARO	22.180	78	J.ROSENTHALER	30.414	9	57	1:59.566	1:59.787 (7)
10	94	F.LLAMBIAS	33.683	8	E.O'SHEA	33.333	55	N.DETTWILER	22.188	83	A.CARPE	30.443	10	11	1:59.592	1:59.633 (5)
11	83	A.CARPE	33.710	11	A.CRUCES	33.374	83	A.CARPE	22.189	10	N.CARRARO	30.454	11	83	1:59.731	1:59.855 (10)
12	93	F.ADITAMA	33.716	83	A.CARPE	33.389	67	C.O'GORMAN	22.193	58	L.LUNETTA	30.464	12	14	1:59.739	1:59.863 (8)
13	5	T.BUASRI	33.723	19	A.MOROSI	33.423	7	J.ESTEBAN	22.232	22	D.ALMANSA	30.477	13	10	1:59.893	2:00.174 (16)
14	57	D.SHAHRIL	33.730	14	C.BUCHANAN	33.469	57	D.SHAHRIL	22.259	91	K.UCHIUMI	30.483	14	8	1:59.912	2:00.208 (17)
15	8	E.O'SHEA	33.773	94	F.LLAMBIAS	33.472	91	K.UCHIUMI	22.288	94	F.LLAMBIAS	30.510	15	5	1:59.948	2:00.023 (13)
16	10	N.CARRARO	33.776	10	N.CARRARO	33.483	14	C.BUCHANAN	22.301	93	F.ADITAMA	30.558	16	94	1:59.998	2:00.324 (18)
17	7	J.ESTEBAN	33.797	5	T.BUASRI	33.507	93	F.ADITAMA	22.330	5	T.BUASRI	30.564	17	19	2:00.016	2:00.164 (15)
18	55	N.DETTWILER	33.807	93	F.ADITAMA	33.557	94	F.LLAMBIAS	22.333	50	L.RAMMERSTORFER	30.573	18	93	2:00.161	2:00.161 (14)
19	91	K.UCHIUMI	33.853	50	L.RAMMERSTORFER	33.557	78	J.ROSENTHALER	22.402	67	C.O'GORMAN	30.587	19	91	2:00.231	2:00.569 (19)
20	78	J.ROSENTHALER	33.874	91	K.UCHIUMI	33.607	71	T.COLLINS	22.440	48	G.PLANQUES	30.637	20	78	2:00.355	2:00.627 (20)
21	36	A.GRENFELL	34.002	78	J.ROSENTHALER	33.665	8	E.O'SHEA	22.445	11	A.CRUCES	30.687	21	50	2:00.675	2:00.859 (21)
22	50	L.RAMMERSTORFER	34.091	48	G.PLANQUES	33.831	50	L.RAMMERSTORFER	22.454	19	A.MOROSI	30.767	22	48	2:01.173	2:01.447 (24)
23	48	G.PLANQUES	34.093	71	T.COLLINS	33.838	34	C.TIEZZI	22.470	34	C.TIEZZI	30.807	23	36	2:01.215	2:01.267 (22)
24	34	C.TIEZZI	34.120	34	C.TIEZZI	33.861	36	A.GRENFELL	22.491	36	A.GRENFELL	30.819	24	34	2:01.258	2:01.292 (23)
25	71	T.COLLINS	34.366	36	A.GRENFELL	33.903	48	G.PLANQUES	22.612	37	A.MATTEI	31.009	25	71	2:01.896	2:01.993 (25)
26	37	A.MATTEI	34.589	37	A.MATTEI	34.330	37	A.MATTEI	23.024	71	T.COLLINS	31.252	26	37	2:02.952	2:03.391 (26)
27	74	A.GOURDON	35.138	74	A.GOURDON	34.390	28	G.EMMANUEL	23.195	28	G.EMMANUEL	31.339	27	74	2:04.122	2:04.122 (27)
28	28	G.EMMANUEL	35.233	28	G.EMMANUEL	34.858	74	A.GOURDON	23.210	74	A.GOURDON	31.384	28	28	2:04.625	2:05.021 (28)
29	68	R.LARKIN	35.595	68	R.LARKIN	35.378	68	R.LARKIN	23.733	68	R.LARKIN	31.970	29	68	2:06.676	2:06.862 (29)
30	9	L.SHUAI	36.529	9	L.SHUAI	36.402	9	L.SHUAI	23.991	9	L.SHUAI	32.405	30	9	2:09.327	2:10.530 (30)



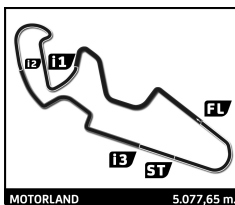
JuniorGP

Finetwork FIM JuniorGP Motorland Aragón

Free Practice 2

Best Top Speed

No Rider	Team	Class	Top 1		Top 2		Top 3		Top 4		Top 5		Avg
			Kph	Lap	Kph	Lap	Kph	Lap	Kph	Lap	Kph	Lap	
7	JOEL ESTEBAN	ASPAR JUNIOR TEAM	237.9	14	236.3	13	235.8	3	234.3	8	233.3	1	235,5
57	DANIAL SHAHRIL	ASIA TALENT TEAM	237.9	15	234.3	9	232.8	4	232.3	13	232.3	2	233,9
85	XABIER ZURUTUZA	MTA JUNIOR TEAM	237.9	14	235.3	5	235.3	1	233.8	15	232.8	11	235,0
18	ÁNGEL PIQUERAS	TEAM ESTRELLA GALICIA 0,0	236.3	6	232.8	2	231.3	5	230.8	1	229.8	3	232,2
8	EDDIE O'SHEA	BRITISH TALENT TEAM	235.8	2	235.3	3	234.8	13	232.8	7	230.3	11	233,8
10	NICO CARRARO	ASPAR JUNIOR TEAM	235.8	5	235.3	10	235.3	1	233.3	4	233.3	2	234,6
14	CORMAC BUCHANAN	AGR TEAM	235.8	14	235.8	4	235.3	2	233.8	1	231.8	3	234,5
55	NOAH DETTWILER	CUNA DE CAMPEONES	235.8	4	232.8	3	230.8	5	230.3	12	230.3	1	232,0
34	CESARE TIEZZI	AC RACING TEAM	235.3	5	232.8	7	232.3	10	231.3	12	231.3	8	232,6
94	FACUNDO LLAMBIAS	TEAM ESTRELLA GALICIA 0,0	233.3	14	230.3	10	230.3	2	228.8	8	227.4	12	230,0
12	JACOB ROULSTONE	ASPAR JUNIOR TEAM	232.8	16	231.3	11	227.4	15	227.4	10	226.9	5	229,2
50	LEO RAMMERSTORFER	LIQUI MOLY HUSQVARNA INTACT GP JUNIOR TEAM	232.8	13	231.8	5	231.3	12	229.3	14	229.3	6	230,9
83	ALVARO CARPE	STV LAGLISSE RACING	232.8	13	229.3	15	229.3	2	228.3	14	228.3	11	229,6
78	JAKOB ROSENTHALER	LIQUI MOLY HUSQVARNA INTACT GP JUNIOR TEAM	232.3	16	230.8	2	228.8	1	228.3	4	227.8	17	229,6
22	DAVID ALMANSA	FINETWORK MIR RACING TEAM	231.8	15	228.3	8	227.8	13	226.9	14	226.9	2	228,3
91	KOTARO UCHIUMI	MTA JUNIOR TEAM	231.8	14	230.3	1	229.3	16	228.8	15	228.8	8	229,8
93	FADILLAH ARBI ADITAMA	ASTRA HONDA RACING TEAM	231.8	9	230.3	13	228.3	3	228.3	2	228.3	1	229,4
48	GABIN PLANQUES	FIRST BIKE ACADEMY	231.3	8	230.3	2	229.8	3	226.4	12	226.4	11	228,8
11	ADRIÁN CRUCES	FINETWORK MIR RACING TEAM	230.8	4	229.3	5	228.8	9	226.4	14	225.0	15	228,1
67	CASEY O'GORMAN	TEAM ESTRELLA GALICIA 0,0	230.8	2	229.3	13	229.3	1	227.4	3	225.9	14	228,5
5	TATCHAKORN BUASRI	HONDA RACING THAILAND	230.3	11	228.8	12	228.3	5	227.8	10	226.9	15	228,4
19	ALESSANDRO MOROSI	EAGLE-1	229.8	2	227.8	3	226.4	1	225.9	8	225.5	7	227,1
28	GEOFFREY EMMANUEL	CUNA DE CAMPEONES	229.8	5	228.3	2	227.4	3	226.9	6	226.9	1	227,9
58	LUCA LUNETTA	AC RACING TEAM	229.8	6	229.8	5	229.8	16	229.3	8	228.8	4	229,5
37	ALESSIO MATTEI	MTA JUNIOR TEAM	229.3	14	227.8	1	226.4	15	226.4	6	225.0	5	227,0
36	ANGUS GRENFELL	ARTBOX	228.8	4	228.3	14	225.9	12	225.9	9	225.5	13	226,9
71	TORIN COLLINS	AGR TEAM	227.4	1	225.9	3	225.5	2	225.0	10	223.1	14	225,4
74	ALEX GOURDON	TEAM ESTRELLA GALICIA 0,0	227.4	2	183.1	1							205,3
9	LI SHUAI	STV LAGLISSE RACING	220.4	2	217.7	3	216.0	1	215.1	4	212.6	7	216,4
68	RYAN LARKIN	STV LAGLISSE RACING	220.0	3	220.0	1	219.1	5	218.6	2	216.9	4	218,9



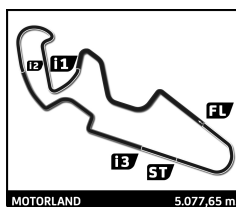
JuniorGP

Finetwork FIM JuniorGP Motorland Aragón

Free Practice 2

Fastest Lap Sequence

Elapsed	No	Rider	Team	Bike	Class	Time	Kph	Lap
4:17.065	5	TATCHAKORN BUASRI	HONDA RACING THAILAND	HONDA		2:01.830	150.0	2
4:17.470	93	FADILLAH ARBI ADITAMA	ASTRA HONDA RACING TEAM	HONDA		2:01.771	150.1	2
4:39.944	85	XABIER ZURUTUZA	MTA JUNIOR TEAM	KTM		2:01.402	150.6	2
4:40.792	83	ALVARO CARPE	STV LAGLISSE RACING	HUSQVARNA		2:01.141	150.9	2
5:06.461	22	DAVID ALMANSA	FINETWORK MIR RACING TEAM	KTM		2:01.080	151.0	2
6:40.633	85	XABIER ZURUTUZA	MTA JUNIOR TEAM	KTM		2:00.689	151.4	3
6:42.937	10	NICO CARRARO	ASPAR JUNIOR TEAM	GASGAS		2:00.203	152.1	3
12:55.371	58	LUCA LUNETTA	AC RACING TEAM	KTM		2:00.054	152.2	6
30:26.213	5	TATCHAKORN BUASRI	HONDA RACING THAILAND	HONDA		2:00.023	152.3	10
30:34.216	12	JACOB ROULSTONE	ASPAR JUNIOR TEAM	GASGAS		1:59.292	153.2	11
38:41.598	85	XABIER ZURUTUZA	MTA JUNIOR TEAM	KTM		1:59.000	153.6	14



JuniorGP

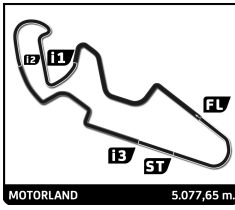
Finetwork FIM JuniorGP Motorland Aragón

Free Practice 2

Sector Analysis

— Invalidated Lap ■ Personal Best ■ Session Best B Crossing the pit lane

Lap	Time	Sector 1	Sector 2	Sector 3	Sector 4	T.Sp	Lap	Time	Sector 1	Sector 2	Sector 3	Sector 4	T.Sp
85	XABIER ZURUTUZA					ESP	22	DAVID ALMANSA					ESP
	MTA JUNIOR TEAM					KTM		FINETWORK MIR RACING TEAM					KTM
1	2:38.542	48.636	51.439	27.690	30.777	235.3	1	3:05.381	1:36.637	34.747	23.045	30.952	225.9
2	2:01.402	34.375	33.833	22.679	30.515	232.8	2	2:01.080	33.873	33.764	22.564	30.879	226.9
3	2:00.689	34.086	33.608	22.526	30.469	232.3	3	2:01.186	33.975	33.826	22.555	30.830	225.0
4	2:00.761	33.714	33.813	22.608	30.626	232.3	4	2:01.081	33.983	33.739	22.514	30.845	226.4
5	2:11.705B	36.175	35.173	22.862	37.495	235.3	5	2:09.999B	34.363	34.714	23.353	37.569	223.1
6	7:46.659	6:15.793	35.459	24.603	30.804	229.8	6	8:07.499	6:40.244	33.891	22.522	30.842	225.5
7	2:01.465	33.941	34.001	22.648	30.875	227.8	7	2:04.056	35.670	33.989	22.740	31.657	215.6
8	2:01.227	33.944	33.869	22.493	30.921	228.3	8	2:00.520	33.846	33.547	22.453	30.674	228.3
9	2:00.841	33.856	33.763	22.472	30.750	228.3	9	2:01.139	34.010	33.749	22.461	30.919	225.5
10	2:10.436B	36.429	34.350	22.943	36.714	227.4	10	2:09.930B	33.918	35.815	23.067	37.130	222.2
11	5:44.191	4:08.973	40.851	23.889	30.478	232.8	11	5:14.307	3:42.315	33.734	22.660	35.598	154.1
12	2:00.480	34.311	33.465	22.270	30.434	232.3	12	2:03.235	33.479	33.150	22.360	34.246	183.7
13	2:04.200	35.744	35.020	22.898	30.538	230.3	13	1:59.451	33.416	33.276	22.177	30.582	227.8
14	1:59.000	33.453	33.253	22.145	30.149	237.9	14	1:59.373	33.451	33.196	22.241	30.485	226.9
15	2:04.722	36.080	34.789	23.002	30.851	233.8	15	1:59.835	33.558	33.414	22.386	30.477	231.8
58	LUCA LUNETTA					ITA	11	ADRIÁN CRUCES					ESP
	AC RACING TEAM					KTM		FINETWORK MIR RACING TEAM					KTM
1	2:51.530	1:23.172	34.533	22.734	31.091	225.0	1	2:37.343	50.682	51.016	24.116	31.529	223.6
2	2:01.471	34.175	33.873	22.514	30.909	226.4	2	2:01.997	34.320	33.928	22.603	31.146	223.1
3	2:00.845	33.916	33.613	22.455	30.861	225.0	3	2:01.303	34.073	33.796	22.367	31.067	223.1
4	2:00.561	33.960	33.559	22.333	30.709	228.8	4	2:01.185	34.261	33.672	22.565	30.687	230.8
5	2:00.910	34.201	33.713	22.379	30.617	229.8	5	2:10.379B	34.997	34.370	23.547	37.465	229.3
6	2:00.054	33.782	33.443	22.213	30.616	229.8	6	8:34.248	7:06.963	33.847	22.524	30.914	221.3
7	2:00.574	33.870	33.481	22.312	30.911	225.5	7	2:02.733	35.168	33.856	22.650	31.059	224.1
8	2:00.089	33.840	33.445	22.180	30.624	229.3	8	2:01.588	34.160	33.809	22.344	31.275	223.6
9	2:01.042	34.033	33.738	22.409	30.862	225.5	9	2:01.363	34.239	33.567	22.612	30.945	228.8
10	2:11.413B	34.164	34.639	23.906	38.704	202.6	10	2:07.529B	33.848	34.194	22.782	36.705	222.2
11	9:30.293	8:02.931	33.865	22.519	30.978	224.5	11	5:15.670	3:44.002	33.619	22.432	35.617	140.3
12	2:18.535	33.596	35.017	25.023	44.899	96.4	12	2:00.019	33.657	33.423	22.068	30.871	223.6
13	1:59.594	33.566	33.184	22.065	30.779	225.9	13	2:02.039	34.372	33.785	22.341	31.541	216.9
14	2:03.205	34.249	35.262	22.304	31.390	218.2	14	2:01.012	33.909	33.699	22.523	30.881	226.4
15	1:59.196	33.549	33.128	22.010	30.509	227.8	15	1:59.633	33.479	33.374	22.052	30.728	225.0
16	1:59.076	33.542	33.173	21.897	30.464	229.8							
12	JACOB ROULSTONE					AUS	18	ÁNGEL PIQUERAS					ESP
	ASPAR JUNIOR TEAM					GASGAS		TEAM ESTRELLA GALICIA 0,0					HONDA
1	2:24.685	52.886	36.996	23.338	31.465	222.2	1	2:37.426	52.007	50.405	24.261	30.753	230.8
2	2:02.362	34.584	34.128	22.817	30.833	226.9	2	2:07.612	34.345	33.934	28.678	30.655	232.8
3	2:04.952	34.497	35.266	23.782	31.407	224.5	3	2:01.313	33.823	33.606	22.437	31.447	229.8
4	2:02.124	34.266	34.164	22.781	30.913	225.5	4	2:09.000	37.652	35.659	23.612	32.077	212.2
5	2:09.114B	34.320	35.010	22.953	36.831	226.9	5	2:02.812	34.035	35.302	22.840	30.635	231.3
6	3:31.869	2:02.930	34.833	23.035	31.071	223.1	6	2:00.138	33.840	33.417	22.488	30.393	236.3
7	2:02.211	34.321	34.135	22.720	31.035	223.6	7	2:08.175B	34.077	34.272	23.049	36.777	222.2
8	2:02.111	34.282	34.179	22.692	30.958	224.5	8	13:20.506B	...	34.094	22.607	37.235	217.7
9	2:08.078B	34.308	34.016	22.597	37.157	222.2	9	2:16.325	49.674	33.604	22.344	30.703	225.9
10	8:07.418	6:27.749	33.963	22.652	43.054	227.4	10	2:11.062	33.656	33.355	23.556	40.495	110.3
11	1:59.292	33.404	33.330	22.271	30.287	231.3	11	2:03.463	37.409	33.307	22.229	30.518	228.3
12	2:09.627	33.651	33.581	30.155	32.240	217.7	12	1:59.696	33.561	33.378	22.115	30.642	228.3
13	2:01.757	33.616	33.341	22.354	32.446	207.7	13	2:04.608	38.104	33.525	22.416	30.563	227.4
14	2:01.274	33.601	33.391	23.380	30.902	226.4	14	2:00.072	33.684	33.409	22.287	30.692	228.3
15	1:59.835	33.763	33.383	22.156	30.533	227.4							
16	1:59.226	33.402	33.227	22.259	30.338	232.8							
57	DANIAL SHAHRIL					MYS							
	ASIA TALENT TEAM					HONDA							
1	2:41.154	51.167	47.961	30.644	31.382	229.8							



JuniorGP Finetwork FIM JuniorGP Motorland Aragón Free Practice 2 Sector Analysis

Table with 13 columns: Lap, Time, Sector 1, Sector 2, Sector 3, Sector 4, T.Sp, Lap, Time, Sector 1, Sector 2, Sector 3, Sector 4, T.Sp. Rows 2-16 showing lap times and sector data for various riders.

Rider profile for CORMAC BUCHANAN (NZL) from AGR TEAM (KTM). Includes lap numbers 1-14 with time and sector data.

Rider profile for CASEY O'GORMAN (IRL) from TEAM ESTRELLA GALICIA 0,0 (HONDA). Includes lap numbers 1-14 with time and sector data.

Rider profile for ALVARO CARPE (ESP) from STV LAGLISSE RACING (HUSQVARNA). Includes lap numbers 1-6 with time and sector data.

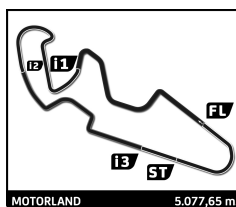
Continuation of the main table with lap numbers 7-16.

Rider profile for JOEL ESTEBAN (ESP) from ASPAR JUNIOR TEAM (GASGAS). Includes lap numbers 1-15 with time and sector data.

Rider profile for NOAH DETTWILER (CHE) from CUNA DE CAMPEONES (KTM). Includes lap numbers 1-15 with time and sector data.

Rider profile for TATCHAKORN BUASRI (THA) from HONDA RACING THAILAND (HONDA). Includes lap numbers 1-8 with time and sector data.





JuniorGP

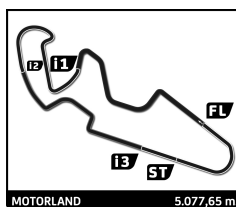
Finetwork FIM JuniorGP Motorland Aragón

Free Practice 2

Sector Analysis

— Invalidated Lap ■ Personal Best ■ Session Best B Crossing the pit lane

Lap	Time	Sector 1	Sector 2	Sector 3	Sector 4	T.Sp	Lap	Time	Sector 1	Sector 2	Sector 3	Sector 4	T.Sp
9	11:43.136	...	36.097	22.881	31.792	224.5	3	2:00.849	34.348	33.639	22.501	30.361	235.3
10	2:00.023	33.742	33.507	22.154	30.620	227.8	4	2:02.472	33.957	34.005	22.735	31.775	221.8
11	2:00.196	33.723	33.705	22.204	30.564	230.3	5	2:01.154	34.477	33.613	22.518	30.546	229.8
12	2:00.410	33.741	33.628	22.174	30.867	228.8	6	2:05.405	36.082	35.198	22.969	31.156	220.9
13	2:00.642	33.867	33.586	22.206	30.983	225.9	7	2:00.325	33.937	33.524	22.478	30.386	232.8
14	2:08.241	35.882	36.954	24.056	31.349	225.0	8	2:08.194 B	34.139	35.069	22.840	36.146	229.8
15	2:00.399	33.729	33.575	22.351	30.744	226.9	9	11:18.799	9:49.063	34.487	22.947	32.302	229.3
93 FADILLAH ARBI ADITAMA IDN							10	2:01.800	34.261	33.678	22.877	30.984	220.9
ASTRA HONDA RACING TEAM HONDA							11	2:00.465	33.866	33.553	22.463	30.583	230.3
1	2:15.699	45.753	34.947	24.080	30.919	228.3	12	2:04.546	36.294	34.931	22.598	30.723	228.3
2	2:01.771	34.404	33.928	22.684	30.755	228.3	13	2:00.214	33.946	33.396	22.445	30.427	234.8
3	2:01.342	34.137	33.886	22.648	30.671	228.3	14	2:00.208	33.773	33.333	22.556	30.546	229.8
4	2:01.949	34.154	34.106	22.766	30.923	225.5	15	2:00.388	33.819	33.431	22.448	30.690	228.3
5	2:01.962	34.233	34.106	22.704	30.919	226.4	94 FACUNDO LLAMBIAS URU						
6	2:06.283	38.222	34.197	22.839	31.025	225.5	TEAM ESTRELLA GALICIA 0,0 HONDA						
7	2:02.081	34.210	34.064	22.897	30.910	227.4	1	2:42.637	1:12.600	35.429	23.055	31.553	225.5
8	2:13.294 B	36.171	35.588	23.734	37.801	224.1	2	2:01.268	34.082	33.900	22.595	30.691	230.3
9	11:38.684	...	34.508	23.124	32.320	231.8	3	2:03.939	34.573	35.653	22.767	30.946	225.5
10	2:01.035	34.009	33.788	22.623	30.615	225.9	4	2:07.175	35.715	35.930	23.292	32.238	209.7
11	2:00.845	33.866	33.622	22.527	30.830	225.9	5	2:04.080	34.175	35.832	23.219	30.854	227.4
12	2:02.430	33.970	34.178	22.535	31.747	215.1	6	2:01.858	33.896	34.010	22.861	31.091	225.0
13	2:00.161	33.716	33.557	22.330	30.558	230.3	7	2:11.796 B	35.410	34.634	23.550	38.202	216.4
14	2:01.287	33.871	34.036	22.550	30.830	226.4	8	11:03.661	9:33.988	34.924	22.647	32.102	228.8
15	2:22.788	34.118	33.800	43.199	31.671	226.4	9	2:17.130	34.320	33.680	22.404	46.726	192.9
19 ALESSANDRO MOROSI ITA							10	2:00.542	34.146	33.472	22.414	30.510	230.3
EAGLE-1 KTM							11	2:05.166	33.683	34.014	26.553	30.916	224.1
1	2:28.267	51.587	42.311	23.239	31.130	226.4	12	2:00.818	33.767	33.946	22.388	30.717	227.4
2	2:01.809	34.036	33.928	22.935	30.910	229.8	13	2:01.435	33.929	33.692	22.737	31.077	225.5
3	2:01.700	34.156	33.879	22.747	30.918	227.8	14	2:00.324	33.902	33.537	22.333	30.552	233.3
4	11:36.812 B	...	38.685	30.972	37.644	219.1	15	2:08.245	36.358	36.880	23.887	31.120	224.5
5	14:45.517 B	...	38.685	30.972	37.644	219.1	91 KOTARO UCHIUMI JPN						
6	3:39.591	2:12.598	33.691	22.433	30.869	224.5	MTA JUNIOR TEAM KTM						
7	2:00.259	33.741	33.423	22.328	30.767	225.5	1	2:16.208	38.808	42.320	23.946	31.134	230.3
8	2:00.164	33.661	33.489	22.165	30.849	225.9	2	2:02.525	34.601	34.192	22.823	30.909	227.8
10 NICO CARRARO ITA							3	2:02.565	34.565	34.018	22.950	31.032	225.0
ASPAR JUNIOR TEAM GASGAS							4	2:12.863	35.674	39.485	24.822	32.882	213.0
1	2:41.269	1:12.346	35.334	22.743	30.846	235.3	5	2:02.582	34.667	34.105	22.856	30.954	225.9
2	2:01.465	34.705	33.578	22.484	30.698	233.3	6	2:13.777 B	35.447	38.935	22.924	36.471	222.7
3	2:00.203	33.919	33.516	22.239	30.529	231.8	7	5:48.285	4:18.156	35.230	23.547	31.352	224.1
4	2:00.305	34.133	33.512	22.180	30.480	233.3	8	2:02.547	34.746	34.365	22.699	30.737	228.8
5	2:10.943 B	34.551	34.646	22.721	39.025	235.8	9	2:02.047	34.313	34.125	22.612	30.997	225.5
6	15:21.522	...	34.980	22.560	31.639	227.8	10	2:02.570	34.431	34.070	22.813	31.256	224.1
7	2:17.048	34.497	33.734	22.184	46.633	192.2	11	2:10.237 B	35.091	34.823	23.286	37.037	221.8
8	2:00.495	33.952	33.593	22.248	30.702	228.8	12	5:39.111	4:05.979	38.613	23.384	31.135	225.9
9	2:04.114	34.370	36.428	22.729	30.587	231.8	13	2:02.126	34.692	34.030	22.723	30.681	226.4
10	2:00.174	33.855	33.528	22.337	30.454	235.3	14	2:01.662	34.933	33.908	22.289	30.532	231.8
11	2:01.129	34.513	33.680	22.234	30.702	231.3	15	2:00.569	33.993	33.742	22.351	30.483	228.8
12	2:00.235	33.900	33.483	22.182	30.670	229.3	16	2:00.580	33.853	33.607	22.288	30.832	229.3
13	2:01.230	33.776	33.795	22.566	31.093	226.9	78 JAKOB ROSENTHALER AUT						
8 EDDIE O'SHEA GBR							LIQUI MOLY HUSQVARNA INTACT GI HUSQVARNA						
BRITISH TALENT TEAM HONDA							1	2:25.481	49.334	41.808	23.326	31.013	228.8
1	2:37.799	52.543	47.832	25.991	31.433	225.0	2	2:01.810	34.435	33.936	22.671	30.768	230.8
2	2:07.958	34.311	34.040	29.121	30.486	235.8	3	2:04.315	34.517	35.192	23.243	31.363	223.1
							4	2:02.911	34.411	34.532	22.831	31.137	228.3



JuniorGP

Finetwork FIM JuniorGP Motorland Aragón

Free Practice 2

Sector Analysis

— Invalidated Lap ■ Personal Best ■ Session Best B Crossing the pit lane

Lap	Time	Sector 1	Sector 2	Sector 3	Sector 4	T.Spd	Lap	Time	Sector 1	Sector 2	Sector 3	Sector 4	T.Spd
5	2:07.459 B	34.168	34.157	22.730	36.404	223.1	7	2:02.503	34.769	34.183	22.744	30.807	232.8
6	6:11.780	4:43.296	34.369	22.726	31.389	227.4	8	2:10.940 B	36.041	34.724	23.356	36.819	231.3
7	2:05.870	38.498	33.986	22.541	30.845	225.0	9	13:22.587	...	45.164	25.232	31.727	225.9
8	2:01.926	34.445	33.801	22.534	31.146	224.5	10	2:03.314	34.785	34.494	23.003	31.032	232.3
9	2:01.984	34.309	33.992	22.532	31.151	224.5	11	2:02.221	34.500	34.009	22.667	31.045	228.3
10	2:13.168 B	35.354	35.555	23.858	38.401	206.1	12	2:01.882	34.282	34.133	22.527	30.940	231.3
11	3:17.546	1:34.375	34.149	22.644	46.378	197.8	13	2:01.668	34.322	33.984	22.508	30.854	229.8
12	2:00.759	33.874	33.805	22.402	30.678	227.4	14	2:01.292	34.120	33.861	22.470	30.841	229.8
13	2:01.122	34.005	33.868	22.442	30.807	226.9							
14	2:01.226	34.015	33.665	22.502	31.044	225.0							
15	2:04.091	35.883	34.409	22.631	31.168	221.8							
16	2:00.627	34.113	33.686	22.414	30.414	232.3							
17	2:02.245	34.689	34.004	22.641	30.911	227.8							

50 **LEO RAMMERSTORFER** AUT
LIQUI MOLY HUSQVARNA INTACT GI HUSQVARNA

1	2:32.866	48.876	49.179	23.682	31.129	226.9
2	2:02.680	34.706	34.183	22.789	31.002	226.9
3	2:01.745	34.406	33.895	22.640	30.804	227.4
4	2:02.623	34.174	33.602	23.409	31.438	224.5
5	2:04.557	34.834	36.094	22.727	30.902	231.8
6	2:02.401	34.405	34.267	22.997	30.732	229.3
7	2:00.859	34.275	33.557	22.454	30.573	228.3
8	2:06.921 B	34.091	33.731	22.613	36.486	221.8
9	13:35.002	...	41.915	23.219	30.972	228.8
10	2:05.363	34.538	36.512	22.991	31.322	224.5
11	2:02.674	34.310	33.822	22.686	31.856	223.1
12	2:02.513	35.124	34.057	22.659	30.673	231.3
13	2:01.471	34.126	33.910	22.663	30.772	232.8
14	2:03.495	34.280	35.783	22.776	30.656	229.3

36 **ANGUS GRENFELL** AUS
ARTBOX HONDA

1	2:27.231	50.474	42.036	23.386	31.335	221.8
2	2:03.061	34.565	34.216	23.272	31.008	223.6
3	2:05.236	35.036	35.935	23.083	31.182	225.0
4	2:02.308	34.246	34.184	23.024	30.854	228.8
5	2:03.300	34.418	34.347	23.008	31.527	223.1
6	2:03.453	34.654	34.707	22.675	31.417	222.7
7	2:01.980	34.223	34.011	22.528	31.218	224.1
8	2:14.247 B	36.153	35.646	23.407	39.041	192.2
9	11:22.779	9:51.001	36.623	23.249	31.906	225.9
10	2:03.459	34.443	34.867	22.884	31.265	223.1
11	2:08.693	35.584	37.501	24.428	31.180	222.7
12	2:01.814	34.043	33.903	22.856	31.012	225.9
13	2:02.490	35.057	33.934	22.550	30.949	225.5
14	2:01.267	34.002	33.955	22.491	30.819	228.3
15	2:02.224	34.237	33.936	22.516	31.535	219.5

34 **CESARE TIEZZI** ITA
AC RACING TEAM KTM

1	2:25.391	52.318	38.417	23.471	31.185	230.8
2	2:04.799	35.350	34.593	23.432	31.424	230.8
3	2:04.344	34.791	34.384	23.989	31.180	230.8
4	2:05.244	34.753	35.573	23.823	31.095	229.8
5	2:04.369	34.750	34.633	23.634	31.352	235.3
6	2:02.682	34.619	34.283	22.849	30.931	230.8

48 **GABIN PLANQUES** FRA
FIRST BIKE ACADEMY KTM

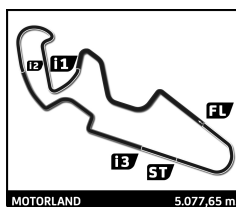
1	2:38.495	48.665	47.361	24.366	38.103	201.9
2	2:01.870	34.719	33.902	22.612	30.637	230.3
3	2:01.447	34.093	33.831	22.657	30.866	229.8
4	2:08.095	34.748	35.051	24.066	34.230	216.9
5	2:05.002	34.457	35.203	23.588	31.754	220.4
6	2:02.550	34.495	33.948	22.839	31.268	225.0
7	2:17.238 B	40.886	35.413	23.656	37.283	221.3
8	13:09.350	...	34.509	23.222	31.726	231.3
9	2:04.898	34.219	36.261	23.212	31.206	223.1
10	2:07.604	34.642	38.447	23.488	31.027	226.4
11	2:02.673	34.600	34.169	22.867	31.037	226.4
12	2:03.911	35.024	34.565	23.073	31.249	226.4
13	2:09.133	40.536	34.302	22.904	31.391	223.6
14	2:06.179	37.588	34.385	22.865	31.341	220.4

71 **TORIN COLLINS** CAN
AGR TEAM KTM

1	2:17.326	40.667	40.880	23.989	31.790	227.4
2	2:05.453	35.186	35.302	23.316	31.649	225.5
3	2:10.599	40.044	35.355	23.502	31.698	225.9
4	2:04.922	35.322	34.818	23.132	31.650	222.2
5	2:04.395	35.230	34.585	22.967	31.613	222.7
6	2:11.073 B	35.087	34.511	22.947	38.528	181.2
7	9:00.949	7:31.424	34.797	23.042	31.686	220.4
8	2:04.487	35.040	34.594	22.927	31.926	219.5
9	2:15.186 B	34.960	38.124	24.372	37.730	216.4
10	6:12.937	4:42.243	36.635	22.802	31.257	225.0
11	2:02.749	34.660	34.116	22.529	31.444	221.8
12	2:01.993	34.366	33.838	22.537	31.252	223.1
13	2:09.681	35.660	39.507	22.941	31.573	222.7
14	2:02.566	34.778	34.013	22.440	31.335	223.1

37 **ALESSIO MATTEI** ITA
MTA JUNIOR TEAM KTM

1	2:16.877	45.177	36.075	24.114	31.511	227.8
2	2:06.427	35.538	35.150	23.367	32.372	209.3
3	2:08.940	37.546	36.338	23.830	31.226	222.2
4	2:03.391	34.589	34.369	23.055	31.378	222.7
5	2:08.434	38.620	34.649	23.384	31.781	225.0
6	2:03.655	35.108	34.330	23.138	31.079	226.4
7	2:03.435	34.678	34.355	23.024	31.378	223.6
8	2:10.762 B	35.578	34.525	23.317	37.342	224.5
9	8:34.827	7:04.385	35.027	23.586	31.829	220.0
10	2:04.381	34.914	34.502	23.089	31.876	218.6
11	2:04.605	35.108	34.654	23.068	31.775	218.2
12	2:12.716 B	35.120	35.336	24.375	37.885	217.3



JuniorGP

Finetwork FIM JuniorGP Motorland Aragón

Free Practice 2

Sector Analysis

— Invalidated Lap ■ Personal Best ■ Session Best B Crossing the pit lane

Lap	Time	Sector 1	Sector 2	Sector 3	Sector 4	T.Sp'd	Lap	Time	Sector 1	Sector 2	Sector 3	Sector 4	T.Sp'd
13	2:43.024	1:13.927	34.526	23.136	31.435	222.7	13	2:24.975 B	36.529	39.506	26.795	42.145	199.3
14	2:03.445	34.725	34.411	23.300	31.009	229.3							
15	2:03.931	34.600	34.669	23.284	31.378	226.4							
16	2:06.978	35.379	35.700	24.281	31.618	221.3							

74 **ALEX GOURDON** FRA
TEAM ESTRELLA GALICIA 0,0 HONDA

1	2:39.437	48.856	47.039	24.754	38.788	183.1
2	2:04.122	35.138	34.390	23.210	31.384	227.4

28 **GEOFFREY EMMANUEL** IND
CUNA DE CAMPEONES KTM

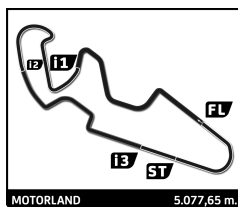
1	2:16.734	41.006	38.858	25.283	31.587	226.9
2	2:06.620	35.601	35.772	23.659	31.588	228.3
3	2:09.828	37.744	36.928	23.802	31.354	227.4
4	2:06.980	35.408	36.098	23.617	31.857	225.5
5	2:06.097	35.335	35.436	23.684	31.642	229.8
6	2:06.708	35.832	35.368	23.707	31.801	226.9
7	2:21.901 B	35.548	43.684	24.040	38.629	219.1
8	15:08.817	...	43.719	25.238	32.009	220.0
9	2:05.021	35.571	34.858	23.195	31.397	225.0
10	2:05.193	35.418	34.914	23.280	31.581	220.9
11	2:09.201	35.233	34.934	23.367	35.667	222.2
12	2:05.512	35.547	35.426	23.200	31.339	225.0
13	2:05.040	35.285	34.970	23.365	31.420	223.6

68 **RYAN LARKIN** AUS
STV LAGLISSE RACING HUSQVARNA

1	2:17.178	40.565	38.741	25.610	32.262	220.0
2	2:09.179	36.308	36.112	24.322	32.437	218.6
3	2:09.000	36.495	35.946	24.318	32.241	220.0
4	2:11.437	38.758	36.310	23.998	32.371	216.9
5	2:08.622	36.630	35.885	24.137	31.970	219.1
6	2:09.306	36.199	36.000	24.251	32.856	215.6
7	2:15.595 B	36.188	36.232	24.699	38.476	214.7
8	13:37.309	...	36.425	24.633	32.127	214.3
9	2:07.588	36.014	35.456	23.880	32.238	214.3
10	2:06.862	35.650	35.378	23.733	32.101	213.9
11	2:08.435	35.965	36.090	23.905	32.475	213.0
12	2:06.870	35.595	35.436	23.737	32.102	213.0
13	2:09.501	36.456	35.996	24.077	32.972	211.8
14	2:12.754 B	35.708	35.518	23.852	37.676	210.5

9 **LI SHUAI** CHN
STV LAGLISSE RACING HUSQVARNA

1	2:19.486	40.447	38.724	25.270	35.045	216.0
2	2:12.388	37.440	37.009	24.923	33.016	220.4
3	2:10.530	37.138	36.402	24.585	32.405	217.7
4	2:11.367	36.546	36.958	24.613	33.250	215.1
5	2:11.789	36.695	36.542	25.062	33.490	209.7
6	2:24.231 B	37.510	37.205	25.154	44.362	211.8
7	15:28.198	...	38.168	24.927	32.830	212.6
8	2:11.285	37.081	36.446	24.316	33.442	210.9
9	2:10.865	36.734	36.842	24.255	33.034	210.5
10	2:11.616	37.316	37.045	24.119	33.136	210.9
11	2:11.129	37.234	36.678	23.991	33.226	209.7
12	2:10.796	36.691	36.504	24.097	33.504	212.2

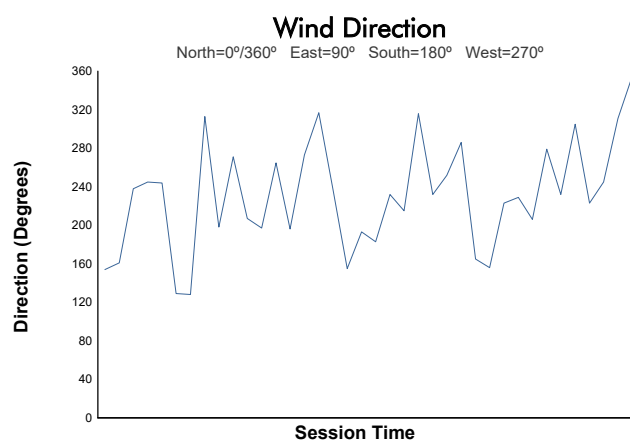
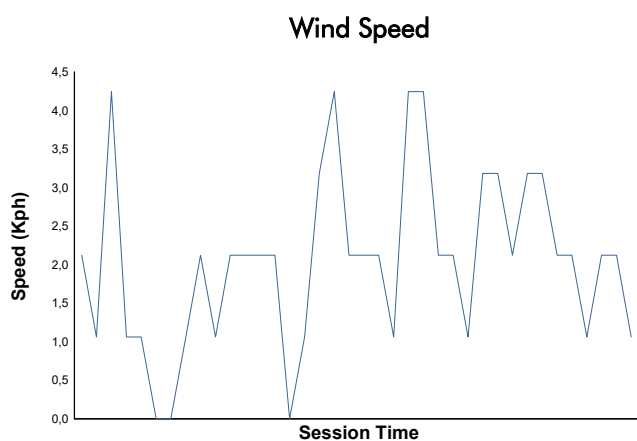
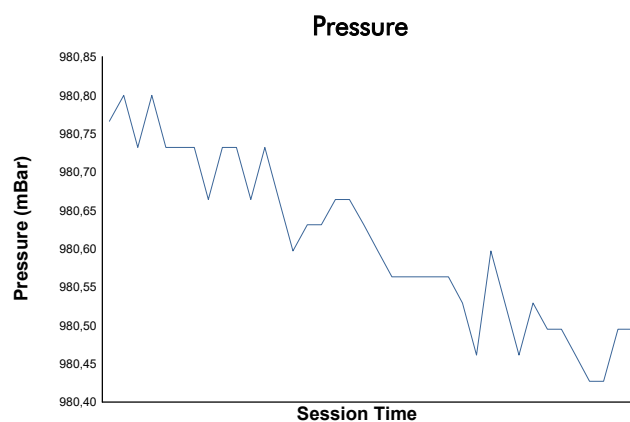
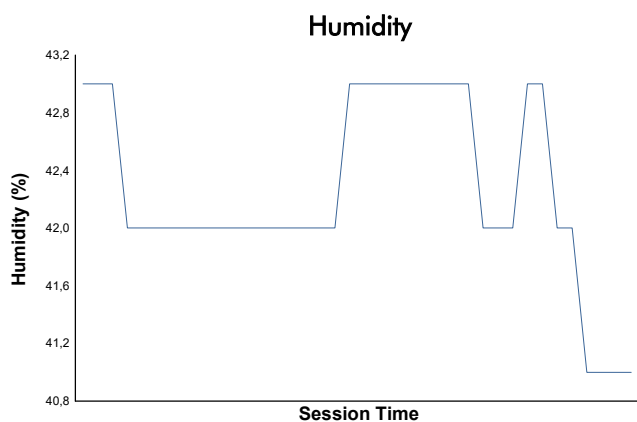
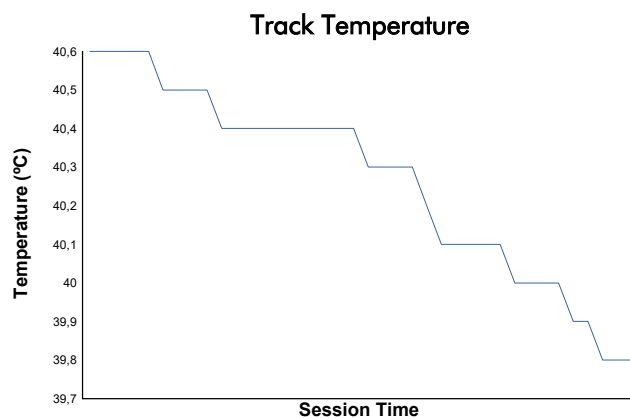
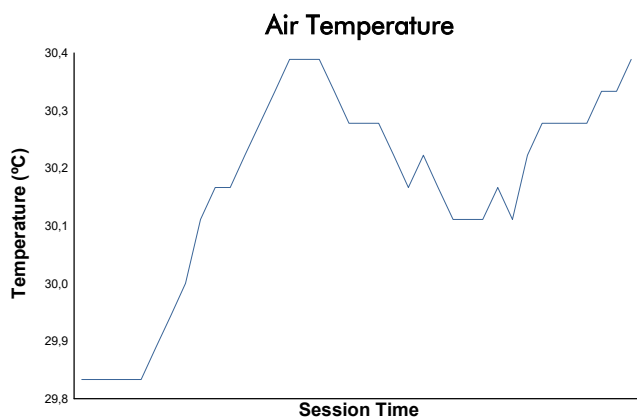


Finetwork FIM JuniorGP Motorland Aragón

JuniorGP

Free Practice 2

Weather Report



Track Status: **DRY**