

FIM JUNIORGP WORLD CHAMPIONSHIP - PORTIMAO

Autódromo Internacional do Algarve

JuniorGP

Result Race 2 - 15 Laps

29 June - 2 July 2023

Autodromo Internacional Algarve - 4592mtr.


Pos	Nbr	Name / Entrant	Motorcycle	Gap	Total time	Fastest	In	Avg. Speed
1	7	JOEL ESTEBAN (ESP) ASPARJUNIORTEAM	GASGAS	-- 15 laps --	27:22.433	1:48.683	4	150.97
2	18	ÁNGEL PIQUERAS (ESP) ESTRELLA GALICIA O,O	HONDA	0.013	27:22.446	1:48.728	3	150.97
3	22	DAVID ALMANSA (ESP) FINETWORKMIRACING TEAM	KTM	0.101	27:22.534	1:48.866	3	150.96
4	83	ALVARO CARPE (ESP) STV LAGLI SSE RACING	HUSQVARNA	8.019	27:30.452	1:49.231	3	150.24
5	8	EDDIE O'SHEA (GBR) BRITISH TALENT TEAM	HONDA	8.361	27:30.794	1:48.931	3	150.21
6	5	TATCHAKORN BUASRI (THA) HONDA RACING THAILAND	HONDA	8.598	27:31.031	1:49.079	11	150.18
7	14	CORMAC BUCHANAN (NZL) AGR TEAM	KTM	8.714	27:31.147	1:48.983	9	150.17
8	78	JAKOB ROSENTHALER (AUT) LIQUI MOLY HUSQVARNA	HUSQVARNA	8.720	27:31.153	1:49.593	5	150.17
9	57	DANIAL SHAHRIL (MYS) ASIA TALENT TEAM	HONDA	8.734	27:31.167	1:48.924	3	150.17
10	23	ELIA BARTOLINI (ITA) ESTRELLA GALICIA O,O	HONDA	9.073	27:31.506	1:49.169	4	150.14
11	58	LUCA LUNETTA (ITA) AC RACING TEAM	KTM	9.111	27:31.544	1:49.119	9	150.14
12	10	NICO CARRARO (ITA) ASPARJUNIORTEAM	GASGAS	9.264	27:31.697	1:49.052	9	150.12
13	94	FACUNDO LLAMBIAS (URU) ESTRELLA GALICIA O,O	HONDA	9.993	27:32.426	1:49.324	3	150.06
14	89	MARCOS URIARTE (ESP) STV LAGLI SSE RACING	HUSQVARNA	9.995	27:32.428	1:49.111	9	150.06
15	12	JACOB ROULSTONE (AUS) ASPARJUNIORTEAM	GASGAS	10.134	27:32.567	1:49.283	5	150.05
16	19	ALESSANDRO MOROSI (ITA) EAGLE-1	KTM	10.270	27:32.703	1:49.271	6	150.03
17	50	LEO RAMMERSTORFER (AUT) LIQUI MOLY HUSQVARNA JT	HUSQVARNA	17.255	27:39.688	1:49.619	8	149.40
18	55	NOAH DETTWILER (CHE) CUNA de CAMPEONES	KTM	17.517	27:39.950	1:49.591	7	149.38
19	34	CESARE TIEZZI (ITA) AC RACING TEAM	KTM	34.444	27:56.877	1:50.819	5	147.87
20	69	MARCOS RUDA (ESP) FINETWORKMIRACING TEAM	KTM	34.607	27:57.040	1:49.636	15	147.86

Fastest time: 1:48.683 in lap 4 by nbr. 7: JOEL ESTEBAN (GASGAS)

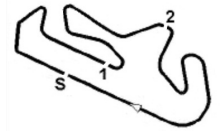
Publication-time

 Results: <https://livetiming.raceresults.nu/autodromodoalgarve>

Timekeeping by :

Timekeeper  Miguel C. Calado Glória	Race Director	Stewards
--	---------------	----------

Page 1 of 2



FIM JUNIORGP WORLD CHAMPIONSHIP - PORTIMAO

Autódromo Internacional do Algarve

JuniorGP

29 June - 2 July 2023

Result Race 2 - 15 Laps

Autodromo Internacional Algarve - 4592mtr.


Pos	Nbr	Name / Entrant	Motorcycle	Gap	Total time	Fastest	In	Avg. Speed
21	91	KOTARO UCHIUMI (JPN) MTA JUNIOR TEAM	KTM	34.691	27:57.124	1:51.082	5	147.85
22	36	ANGUS GRENFELL (AUS) ARTBOX	HONDA	49.585	28:12.018	1:51.364	5	146.55
23	71	TORIN COLLINS (CAN) AGR TEAM	KTM	49.693	28:12.126	1:51.359	5	146.54
24	37	ALESSIO MATTEI (ITA) MTA JUNIOR TEAM	KTM	50.149	28:12.582	1:51.678	2	146.50
25	93	FADILLAH ARBI ADITAMA (INA) ASTRA HONDA RACING TEAM	HONDA	53.324	28:15.757	1:50.411	7	146.22
26	48	GABIN PLANQUES (FRA) FIRST BIKE ACADEMY	KTM	56.657	28:19.090	1:49.590	11	145.94
27	28	GEOFFREY EMMANUEL (IND) CUNA de CAMPEONES	KTM	1:11.632	28:34.065	1:52.917	7	144.66
28	11	ADRIÁN CRUCES (ESP) FINETWORKMIR RACING TEAM	KTM	-- 12 laps --	22:30.825	1:49.311	4	146.85
29	74	ALEX GOURDON (FRA) ESTRELLA GALICIA 0,0	HONDA	-- 6 laps --	11:47.309	1:50.448	5	140.23
30	85	XABIER ZURUTUZA (ESP) MTA JUNIOR TEAM	KTM	-- 1 laps --	1:52.387	1:52.387	1	147.09

Fastest time: 1:48.683 in lap 4 by nbr. 7: JOEL ESTEBAN (GASGAS)

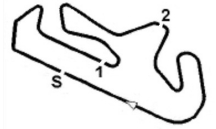
Publication-time

Results: <https://livetiming.raceresults.nu/autodromodoalgarve>

Timekeeping by :

Timekeeper  Miguel C. Calado Glória	Race Director	Stewards
--	---------------	----------

Page 2 of 2



FIM JUNIORGP WORLD CHAMPIONSHIP - PORTIMAO
Autódromo Internacional do Algarve

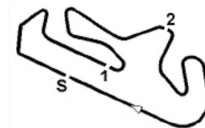
JuniorGP

29 June - 2 July 2023

Laptimes - Race 2 - 15 Laps

Autodromo Internacional Algarve - 4592mtr.

Nbr	Name	Laps	lap	Lap ..1	Lap ..2	Lap ..3	Lap ..4	Lap ..5	Lap ..6	Lap ..7	Lap ..8	Lap ..9	Lap ..0
7	JOEL ESTEBAN	15	1 - 10	1:51.250	1:49.312	1:48.883	1:48.683	1:49.204	1:49.430	1:49.171	1:50.561	1:49.424	1:49.548
			11 - 20	1:49.175	1:48.962	1:49.232	1:49.843	1:49.755					
18	ÁNGEL PIQUERAS	15	1 - 10	1:50.674	1:49.569	1:48.728	1:48.935	1:49.038	1:49.253	1:49.443	1:49.325	1:49.461	1:49.619
			11 - 20	1:49.498	1:49.645	1:49.512	1:50.007	1:49.739					
22	DAVID ALMANSA	15	1 - 10	1:50.779	1:49.405	1:48.866	1:48.885	1:49.217	1:49.292	1:49.370	1:49.356	1:49.314	1:49.634
			11 - 20	1:49.511	1:49.593	1:49.763	1:49.796	1:49.753					
83	ALVARO CARPE	15	1 - 10	1:52.767	1:49.979	1:49.231	1:49.395	1:49.347	1:50.031	1:49.608	1:49.887	1:49.430	1:49.582
			11 - 20	1:50.075	1:50.657	1:49.710	1:51.134	1:49.619					
8	EDDIE O'SHEA	15	1 - 10	1:52.708	1:50.621	1:48.931	1:49.797	1:49.652	1:49.682	1:49.912	1:50.069	1:49.351	1:49.371
			11 - 20	1:49.721	1:50.584	1:49.792	1:50.532	1:50.071					
5	TATCHAKORN BUASRI	15	1 - 10	1:51.368	1:50.227	1:50.243	1:49.989	1:50.057	1:49.874	1:51.023	1:50.021	1:50.008	1:49.342
			11 - 20	1:49.079	1:49.911	1:50.403	1:49.566	1:49.920					
14	CORMAC BUCHANAN	15	1 - 10	1:52.053	1:50.005	1:49.990	1:49.487	1:49.286	1:50.459	1:50.203	1:50.312	1:48.983	1:49.044
			11 - 20	1:49.640	1:50.684	1:50.088	1:50.739	1:50.174					
78	JAKOB ROSENTHALER	15	1 - 10	1:52.210	1:50.277	1:49.611	1:49.758	1:49.593	1:49.762	1:49.781	1:50.909	1:49.628	1:49.781
			11 - 20	1:49.624	1:49.876	1:50.712	1:49.742	1:49.889					
57	DANIAL SHAHRIL	15	1 - 10	1:53.622	1:50.078	1:48.924	1:49.486	1:49.672	1:49.689	1:50.061	1:51.086	1:49.323	1:49.271
			11 - 20	1:49.209	1:50.338	1:49.973	1:50.285	1:50.150					
23	ELIA BARTOLINI	15	1 - 10	1:52.186	1:51.376	1:49.416	1:49.169	1:49.788	1:49.701	1:49.730	1:50.271	1:49.216	1:49.327
			11 - 20	1:49.686	1:50.594	1:49.801	1:51.014	1:50.231					
58	LUCA LUNETTA	15	1 - 10	1:52.154	1:49.767	1:49.345	1:49.339	1:49.444	1:50.794	1:49.899	1:49.697	1:49.119	1:49.613
			11 - 20	1:50.209	1:50.724	1:49.606	1:51.534	1:50.300					
10	NICO CARRARO	15	1 - 10	1:52.351	1:49.896	1:49.298	1:49.333	1:49.386	1:50.473	1:50.407	1:49.899	1:49.052	1:49.672
			11 - 20	1:49.928	1:51.026	1:49.785	1:50.876	1:50.315					
94	FACUNDO LLAMBIAS	15	1 - 10	1:53.240	1:50.623	1:49.324	1:49.574	1:49.462	1:49.900	1:49.648	1:50.904	1:49.741	1:49.778
			11 - 20	1:49.541	1:49.538	1:49.811	1:50.250	1:51.092					
89	MARCOS URIARTE	15	1 - 10	1:57.121	1:50.446	1:50.457	1:50.184	1:49.652	1:49.691	1:49.519	1:49.364	1:49.111	1:49.507
			11 - 20	1:49.389	1:49.296	1:49.445	1:49.488	1:49.758					
12	JACOB ROULSTONE	15	1 - 10	1:52.001	1:50.062	1:49.751	1:49.514	1:49.283	1:50.301	1:49.927	1:49.888	1:49.356	1:49.653
			11 - 20	1:49.918	1:50.710	1:49.619	1:51.347	1:51.237					
19	ALESSANDRO MOROSI	15	1 - 10	1:56.788	1:50.383	1:49.981	1:49.702	1:49.756	1:49.271	1:49.892	1:49.595	1:49.337	1:49.634
			11 - 20	1:49.816	1:49.441	1:49.397	1:49.491	1:50.219					
50	LEO RAMMERSTORFER	15	1 - 10	1:55.325	1:51.873	1:50.490	1:49.898	1:50.456	1:50.162	1:49.805	1:49.619	1:49.901	1:50.038
			11 - 20	1:49.889	1:50.491	1:50.485	1:50.413	1:50.843					
55	NOAH DETTWILER	15	1 - 10	1:54.512	1:52.233	1:50.750	1:50.048	1:50.384	1:49.800	1:49.591	1:50.081	1:50.204	1:50.391
			11 - 20	1:50.069	1:50.109	1:50.566	1:50.258	1:50.954					
34	CESARE TIEZZI	15	1 - 10	1:56.080	1:52.069	1:51.447	1:50.944	1:50.819	1:51.579	1:51.519	1:51.911	1:51.593	1:51.718
			11 - 20	1:51.105	1:51.736	1:51.510	1:51.275	1:51.572					
69	MARCOS RUDA	15	1 - 10	2:07.432	1:54.693	1:51.277	1:50.710	1:50.552	1:50.548	1:50.121	1:50.176	1:49.988	1:50.295
			11 - 20	1:50.595	1:50.480	1:50.304	1:50.233	1:49.636					
91	KOTARO UCHIUMI	15	1 - 10	1:55.501	1:52.016	1:52.056	1:51.372	1:51.082	1:51.114	1:51.433	1:51.900	1:51.566	1:51.593
			11 - 20	1:51.685	1:51.337	1:51.586	1:51.265	1:51.618					



FIM JUNIORGP WORLD CHAMPIONSHIP - PORTIMAO
Autódromo Internacional do Algarve

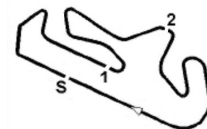
JuniorGP

29 June - 2 July 2023

Laptimes - Race 2 - 15 Laps

Autodromo Internacional Algarve - 4592mtr.

Nbr	Name	Laps	lap	Lap ..1	Lap ..2	Lap ..3	Lap ..4	Lap ..5	Lap ..6	Lap ..7	Lap ..8	Lap ..9	Lap ..0
36	ANGUS GRENFELL	15	1 - 10	1:54.216	1:55.045	1:52.194	1:52.197	1:51.364	1:52.017	1:51.630	1:52.819	1:53.501	1:53.154
			11 - 20	1:52.455	1:53.088	1:53.062	1:52.776	1:52.500					
71	TORIN COLLINS	15	1 - 10	1:55.464	1:51.735	1:52.298	1:52.692	1:51.359	1:52.557	1:52.732	1:52.736	1:53.498	1:52.994
			11 - 20	1:52.622	1:53.191	1:52.796	1:52.858	1:52.594					
37	ALESSIO MATTEI	15	1 - 10	1:55.658	1:51.678	1:52.169	1:52.019	1:51.846	1:53.578	1:52.079	1:52.550	1:53.539	1:53.031
			11 - 20	1:52.819	1:53.074	1:52.617	1:53.241	1:52.684					
93	FADILLAH ARBI ADITAMA	15	1 - 10	2:19.498	1:53.481	1:51.532	1:51.000	1:50.773	1:50.813	1:50.411	1:50.924	1:51.104	1:50.878
			11 - 20	1:51.228	1:50.781	1:50.670	1:51.331	1:51.333					
48	GABIN PLANQUES	15	1 - 10	1:54.574	1:50.058	1:49.845	1:50.277	1:50.537	1:50.459	1:50.161	1:50.001	1:49.671	1:50.056
			11 - 20	1:49.590	2:21.138	1:53.788	1:55.317	1:53.618					
28	GEOFFREY EMMANUEL	15	1 - 10	1:57.627	1:54.020	1:53.467	1:53.249	1:53.626	1:53.901	1:52.917	1:54.147	1:54.318	1:54.021
			11 - 20	1:53.873	1:54.345	1:54.404	1:54.993	1:55.157					
11	ADRIÁN CRUCES	12	1 - 10	1:51.380	1:50.209	1:49.763	1:49.311	1:49.428	1:50.590	1:50.301	1:51.620	1:51.511	1:51.455
			11 - 20	1:51.769	2:13.488								
74	ALEX GOURDON	6	1 - 10	1:54.481	1:52.269	1:50.886	1:50.713	1:50.448	2:28.512				
85	XABIER ZURUTUZA	1	1 - 10	1:52.387									



FIM JUNIORGP WORLD CHAMPIONSHIP - PORTIMAO

Autódromo Internacional do Algarve

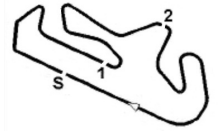
JuniorGP

29 June - 2 July 2023

Sector analyse - Race 2 - 15 Laps

Autodromo Internacional Algarve - 4592mtr.

Pos	Nbr	Name / Team name	Sector 1			Sector 2			Sector 3			theoretical best	Actual best	In
			time	Lap	pos	time	Lap	pos	time	Lap	pos			
1	7	JOEL ESTEBAN (ESP)	36.388	3	4	30.797	4	1	41.425	4	11	1:48.610	1:48.683	4
2	18	ÁNGEL PIQUERAS (ESP)	36.318	3	2	30.969	4	2	41.414	3	10	1:48.701	1:48.728	3
3	22	DAVID ALMANSA (ESP)	36.427	2	9	31.016	4	6	41.282	3	3	1:48.725	1:48.866	3
4	83	ALVARO CARPE (ESP)	36.432	3	10	31.023	3	7	41.347	5	5	1:48.802	1:49.231	3
5	8	EDDIE O'SHEA (GBR)	36.420	3	8	31.097	5	14	41.405	3	9	1:48.922	1:48.931	3
6	5	TATCHAKORN BUA SRI (THA)	36.415	14	7	31.024	11	8	41.383	11	8	1:48.822	1:49.079	11
7	14	CORMAC BUCHANAN (NZL)	36.519	9	12	30.974	9	3	41.184	4	1	1:48.677	1:48.983	9
8	78	JAKOB ROSENTHALER (AUT)	36.595	12	17	31.074	14	12	41.364	3	7	1:49.033	1:49.593	5
9	57	DANIAL SHAHRIL (MYS)	36.411	3	6	31.126	10	15	41.242	3	2	1:48.779	1:48.924	3
10	23	ELIA BARTOLINI (ITA)	36.333	3	3	31.058	7	11	41.312	4	4	1:48.703	1:49.169	4
11	58	LUCA LUNETTA (ITA)	36.273	9	1	31.024	5	9	41.578	4	19	1:48.875	1:49.119	9
12	10	NICO CARRARO (ITA)	36.405	3	5	31.050	9	10	41.479	9	16	1:48.934	1:49.052	9
13	94	FACUNDO LLAMBIAS (URU)	36.549	4	14	31.089	5	13	41.355	3	6	1:48.993	1:49.324	3
14	89	MARCOS URIARTE (ESP)	36.580	10	16	30.976	12	4	41.429	9	13	1:48.985	1:49.111	9
15	12	JACOB ROULSTONE (AUS)	36.517	13	11	31.154	9	17	41.465	5	15	1:49.136	1:49.283	5
16	19	ALESSANDRO MOROSI (ITA)	36.551	12	15	30.979	9	5	41.427	6	12	1:48.957	1:49.271	6
17	50	LEO RAMMERSTORFER (AUT)	36.671	8	19	31.235	8	19	41.549	5	17	1:49.455	1:49.619	8
18	55	NOAH DETTWILER (CHE)	36.638	12	18	31.190	7	18	41.627	6	20	1:49.455	1:49.591	7
19	34	CESARE TIEZZI (ITA)	36.985	4	24	31.597	4	26	42.178	3	27	1:50.760	1:50.819	5
20	69	MARCOS RUDA (ESP)	36.693	15	21	31.245	15	20	41.698	15	21	1:49.636	1:49.636	15
21	91	KOTARO UCHIUMI (JPN)	37.241	7	27	31.675	5	28	41.999	6	25	1:50.915	1:51.082	5
22	36	ANGUS GRENFELL (AUS)	37.197	7	26	31.486	5	23	42.188	1	28	1:50.871	1:51.364	5
23	71	TORIN COLLINS (CAN)	37.167	13	25	31.632	5	27	42.468	1	29	1:51.267	1:51.359	5
24	37	ALESSIO MATTEI (ITA)	37.388	5	29	31.770	4	29	42.130	1	26	1:51.288	1:51.678	2
25	93	FADILLAH ARBI ADITAMA (INA)	36.884	9	23	31.490	1	24	41.941	13	24	1:50.315	1:50.411	7
26	48	GABIN PLANQUES (FRA)	36.522	11	13	31.258	12	21	41.710	2	22	1:49.490	1:49.590	11
27	28	GEOFFREY EMMANUEL (IND)	37.631	7	30	32.416	4	30	42.718	7	30	1:52.765	1:52.917	7
28	11	ADRIÁN CRUCES (ESP)	36.679	4	20	31.153	5	16	41.453	4	14	1:49.285	1:49.311	4
29	74	ALEX GOURDON (FRA)	36.859	5	22	31.503	3	25	41.866	3	23	1:50.228	1:50.448	5
30	85	XABIER ZURUTUZA (ESP)	37.279	2	28	31.392	1	22	41.564	1	18	1:50.235	1:52.387	1



FIM JUNIORGP WORLD CHAMPIONSHIP - PORTIMAO

Autódromo Internacional do Algarve

JuniorGP

29 June - 2 July 2023

Laps and Sector Times - Race 2 - 15 Laps

Autodromo Internacional Algarve - 4592mtr.

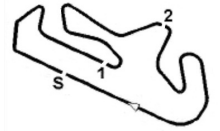
5 TATCHAKORN BUASRI (THA)										HONDA									
lap	Sect-1	Speed	Sect-2	Speed	Sect-3	Speed	TopSpeed	laptime	pit	lap	Sect-1	Speed	Sect-2	Speed	Sect-3	Speed	Topspeed	laptime	pit
1		100.0	31.201	122.0	41.524		150.6	1:51.368		9	37.122	103.3	31.234	<u>123.6</u>	41.652		241.6	1:50.008	
2	37.015	101.9	31.656	120.1	41.556		237.9	1:50.227		10	36.601	101.4	31.146	122.7	41.595		<u>242.2</u>	1:49.342	
3	36.420	103.8	31.245	123.0	42.578		239.5	1:50.243		11	36.672	99.8	<u>31.024</u>	122.3	<u>41.383</u>		240.5	<u>1:49.079</u>	
4	36.970	98.8	31.229	116.0	41.790		241.1	1:49.989		12	36.442	103.4	31.474	112.5	41.995		<u>242.2</u>	1:49.911	
5	37.252	98.7	31.232	117.0	41.573		240.5	1:50.057		13	36.762	100.9	31.234	119.2	42.407		<u>242.2</u>	1:50.403	
6	36.739	104.7	31.372	117.8	41.763		241.1	1:49.874		14	<u>36.415</u>	104.7	31.123	121.6	42.028		238.9	1:49.566	
7	36.878	<u>107.5</u>	32.251	120.7	41.894		240.5	1:51.023		15	36.934	100.7					238.9	1:49.920	
8	36.629	99.0	31.448	111.2	41.944		241.1	1:50.021		16									

7 JOEL ESTEBAN (ESP)										GASGAS									
lap	Sect-1	Speed	Sect-2	Speed	Sect-3	Speed	TopSpeed	laptime	pit	lap	Sect-1	Speed	Sect-2	Speed	Sect-3	Speed	Topspeed	laptime	pit
1		97.9	30.977	120.1	41.819		145.9	1:51.250		9	36.529	104.0	31.113	113.3	41.782		238.9	1:49.424	
2	36.695	101.9	31.131	120.0	41.486		241.1	1:49.312		10	36.717	103.4	31.157	115.8	41.674		236.8	1:49.548	
3	<u>36.388</u>	101.0	30.935	117.9	41.560		241.6	1:48.883		11	36.548	103.6	31.040	116.4	41.587		239.5	1:49.175	
4	36.461	101.1	<u>30.797</u>	118.4	<u>41.425</u>		241.6	<u>1:48.683</u>		12	36.448	105.0	31.060	115.0	41.454		238.9	1:48.962	
5	36.613	100.6	31.070	116.1	41.521		241.1	1:49.204		13	36.466	104.1	31.065	124.3	41.701		240.5	1:49.232	
6	36.549	103.1	31.090	113.4	41.791		<u>243.2</u>	1:49.430		14	36.547	<u>106.4</u>	31.290	121.2	42.006		241.6	1:49.843	
7	36.519	103.4	31.043	115.1	41.609		240.5	1:49.171		15	36.704	101.5					236.3	1:49.755	
8	37.670	102.4	31.137	115.8	41.754		<u>243.2</u>	1:50.561		16									

8 EDDIE O'SHEA (GBR)										HONDA									
lap	Sect-1	Speed	Sect-2	Speed	Sect-3	Speed	TopSpeed	laptime	pit	lap	Sect-1	Speed	Sect-2	Speed	Sect-3	Speed	Topspeed	laptime	pit
1		96.3	31.368	122.9	41.738		156.3	1:52.708		9	36.458	102.4	31.169	121.9	41.724		240.0	1:49.351	
2	37.222	93.9	31.769	<u>124.7</u>	41.630		239.5	1:50.621		10	36.782	98.9	31.133	121.2	41.456		242.7	1:49.371	
3	<u>36.420</u>	100.3	31.106	119.9	<u>41.405</u>		<u>243.2</u>	<u>1:48.931</u>		11	36.737	103.9	31.368	115.0	41.616		241.1	1:49.721	
4	36.984	97.7	31.305	114.4	41.508		241.6	1:49.797		12	37.105	95.5	31.732	118.2	41.747		241.6	1:50.584	
5	36.835	99.2	<u>31.097</u>	124.6	41.720		241.6	1:49.652		13	36.673	101.6	31.396	116.1	41.723		242.2	1:49.792	
6	36.599	98.0	31.289	117.8	41.794		241.1	1:49.682		14	36.677	<u>104.9</u>	31.481	120.3	42.374		242.2	1:50.532	
7	37.204	98.3	31.098	118.6	41.610		241.1	1:49.912		15	36.919	98.6	31.339	118.3	41.813		235.8	1:50.071	
8	36.926	99.4	31.435	120.7	41.708		241.1	1:50.069		16									

10 NICO CARRARO (ITA)										GASGAS									
lap	Sect-1	Speed	Sect-2	Speed	Sect-3	Speed	TopSpeed	laptime	pit	lap	Sect-1	Speed	Sect-2	Speed	Sect-3	Speed	Topspeed	laptime	pit
1		96.6	31.603	119.9	41.615		154.1	1:52.351		9	36.523	<u>101.9</u>	<u>31.050</u>	117.6	<u>41.479</u>		241.1	<u>1:49.052</u>	
2	36.926	96.3	31.391	120.3	41.579		248.3	1:49.896		10	36.939	100.1	31.133	117.3	41.600		238.4	1:49.672	
3	<u>36.405</u>	98.1	31.222	118.0	41.671		246.6	1:49.298		11	37.146	99.4	31.138	114.8	41.644		239.5	1:49.928	
4	36.763	99.4	31.071	118.4	41.499		240.5	1:49.333		12	37.376	99.3	31.809	111.5	41.841		238.4	1:51.026	
5	36.736	100.7	31.161	117.9	41.489		240.0	1:49.386		13	37.029	101.7	31.069	117.5	41.687		<u>248.8</u>	1:49.785	
6	36.894	101.6	31.631	115.5	41.948		239.5	1:50.473		14	37.090	97.5	31.127	118.9	42.659		247.7	1:50.876	
7	37.650	101.3	31.092	116.6	41.665		233.8	1:50.407		15	37.299	98.8					240.0	1:50.315	
8	37.120	96.7	31.143	120.4	41.636		245.5	1:49.899		16									

11 ADRIÁN CRUCES (ESP)										KTM									
lap	Sect-1	Speed	Sect-2	Speed	Sect-3	Speed	TopSpeed	laptime	pit	lap	Sect-1	Speed	Sect-2	Speed	Sect-3	Speed	Topspeed	laptime	pit
1		98.6	31.315	<u>123.6</u>	41.775		144.4	1:51.380		7	37.095	99.9	31.320	119.2	41.886		233.3	1:50.301	
2	37.010	99.4	31.355	115.1	41.844		238.4	1:50.209		8	37.096	100.5	32.446	114.2	42.078		<u>242.7</u>	1:51.620	


FIM JUNIORGP WORLD CHAMPIONSHIP - PORTIMAO

Autódromo Internacional do Algarve

JuniorGP

29 June - 2 July 2023

Laps and Sector Times - Race 2 - 15 Laps

Autodromo Internacional Algarve - 4592mtr.

3	36.689	100.4	31.276	119.5	41.798	237.9	1:49.763	9	37.465	100.7	31.618	118.9	42.428	239.5	1:51.511
4	<u>36.679</u>	101.9	31.179	121.1	<u>41.453</u>	237.9	<u>1:49.311</u>	10	37.789	99.0	31.670	119.9	41.996	233.8	1:51.455
5	36.780	101.0	<u>31.153</u>	118.4	41.495	236.8	1:49.428	11	37.393	101.7	31.866	114.0	42.510	234.8	1:51.769
6	36.949	<u>102.9</u>	31.608	116.0	42.033	233.8	1:50.590	12	37.802	100.6	31.865	117.3	Pit In	232.8	<u>2:13.488</u>

12 JACOB ROULSTONE (AUS)									GASGAS										
lap	Sect-1	Speed	Sect-2	Speed	Sect-3	Speed	TopSpeed	laptime	pit	lap	Sect-1	Speed	Sect-2	Speed	Sect-3	Speed	Topspeed	laptime	pit
1		99.1	31.230	122.4	41.996		146.5	1:52.001		9	36.582	100.8	<u>31.154</u>	123.0	41.620		241.1	1:49.356	
2	36.713	99.2	31.480	117.4	41.869		242.2	1:50.062		10	36.708	101.5	31.231	119.9	41.714		238.9	1:49.653	
3	36.883	99.3	31.189	120.5	41.679		236.8	1:49.751		11	36.883	102.5	31.306	115.3	41.729		240.0	1:49.918	
4	36.744	99.4	31.242	120.1	41.528		241.6	1:49.514		12	37.165	96.3	31.683	120.4	41.862		242.2	1:50.710	
5	36.644	100.9	31.174	118.4	<u>41.465</u>		240.0	<u>1:49.283</u>		13	<u>36.517</u>	98.6	31.477	117.8	41.625		<u>246.6</u>	1:49.619	
6	37.130	<u>104.4</u>	31.425	120.5	41.746		242.7	1:50.301		14	36.572	102.8	31.572	116.4	43.203		241.6	1:51.347	
7	36.580	99.0	31.361	<u>123.6</u>	41.986		241.1	1:49.927		15	37.817	101.7	31.343	121.6	42.077		237.9	1:51.237	
8	36.681	98.8	31.394	120.8	41.813		240.5	1:49.888		16									

14 CORMAC BUCHANAN (NZL)									KTM										
lap	Sect-1	Speed	Sect-2	Speed	Sect-3	Speed	TopSpeed	laptime	pit	lap	Sect-1	Speed	Sect-2	Speed	Sect-3	Speed	Topspeed	laptime	pit
1		97.6	31.489	119.7	41.698		147.5	1:52.053		9	<u>36.519</u>	99.7	<u>30.974</u>	120.8	41.490		242.7	<u>1:48.983</u>	
2	36.877	102.1	31.523	120.7	41.605		244.3	1:50.005		10	36.570	<u>103.1</u>	31.090	120.3	41.384		243.8	1:49.044	
3	37.134	97.4	31.290	119.3	41.566		236.3	1:49.990		11	36.593	100.9	31.246	115.3	41.801		242.2	1:49.640	
4	37.010	99.9	31.293	116.1	<u>41.184</u>		<u>246.0</u>	1:49.487		12	37.169	96.6	31.671	117.1	41.844		237.9	1:50.684	
5	37.006	100.9	31.064	118.3	41.216		244.3	1:49.286		13	37.153	101.4	31.301	117.4	41.634		240.0	1:50.088	
6	36.898	100.0	31.553	116.6	42.008		242.2	1:50.459		14	37.001	101.3	31.176	<u>121.2</u>	42.562		242.7	1:50.739	
7	37.427	99.0	31.293	117.8	41.483		244.3	1:50.203		15	36.870	100.0	31.262	117.1	42.042		240.0	1:50.174	
8	37.090	98.7	31.488	116.6	41.734		243.8	1:50.312		16									

18 ÁNGEL PIQUERAS (ESP)									HONDA										
lap	Sect-1	Speed	Sect-2	Speed	Sect-3	Speed	TopSpeed	laptime	pit	lap	Sect-1	Speed	Sect-2	Speed	Sect-3	Speed	Topspeed	laptime	pit
1		100.0	31.285	120.1	41.614		145.0	1:50.674		9	36.578	102.4	31.198	119.2	41.685		237.4	1:49.461	
2	36.685	99.4	31.198	117.0	41.686		236.3	1:49.569		10	36.604	103.3	31.298	119.9	41.717		237.9	1:49.619	
3	<u>36.318</u>	99.8	30.996	122.4	<u>41.414</u>		<u>239.5</u>	<u>1:48.728</u>		11	36.624	101.6	31.244	118.3	41.630		237.9	1:49.498	
4	36.468	102.2	<u>30.969</u>	122.0	41.498		234.8	1:48.935		12	36.622	102.2	31.251	117.4	41.772		236.8	1:49.645	
5	36.533	102.7	31.051	118.4	41.454		235.3	1:49.038		13	36.470	101.3	31.251	120.4	41.791		238.9	1:49.512	
6	36.526	<u>103.5</u>	31.236	117.1	41.491		235.8	1:49.253		14	36.880	102.5	31.286	120.3	41.841		236.3	1:50.007	
7	36.570	101.7	31.185	119.2	41.688		235.3	1:49.443		15	36.426	102.6	31.112	<u>124.1</u>	42.201		<u>239.5</u>	1:49.739	
8	36.629	101.9	31.143	115.8	41.553		237.4	1:49.325		16									

19 ALESSANDRO MOROSI (ITA)									KTM										
lap	Sect-1	Speed	Sect-2	Speed	Sect-3	Speed	TopSpeed	laptime	pit	lap	Sect-1	Speed	Sect-2	Speed	Sect-3	Speed	Topspeed	laptime	pit
1		93.1	31.539	116.9	45.252		153.4	1:56.788		9	36.668	101.2	<u>30.979</u>	123.0	41.690		237.9	1:49.337	
2	36.916	98.6	31.564	122.0	41.903		242.2	1:50.383		10	36.699	102.6	31.156	125.1	41.779		240.0	1:49.634	
3	36.695	101.8	31.451	122.4	41.835		<u>243.2</u>	1:49.981		11	36.783	102.8	31.145	121.5	41.888		234.3	1:49.816	
4	36.660	101.5	31.192	118.6	41.850		235.3	1:49.702		12	<u>36.551</u>	102.9	31.155	121.8	41.735		236.3	1:49.441	
5	36.679	101.8	31.139	121.9	41.938		236.8	1:49.756		13	36.652	101.2	31.066	121.8	41.679		238.4	1:49.397	
6	36.700	101.6	31.144	119.3	<u>41.427</u>		235.8	<u>1:49.271</u>		14	36.785	102.6	31.130	123.0	41.576		239.5	1:49.491	
7	36.604	<u>105.4</u>	31.414	119.1	41.874		240.5	1:49.892		15	36.632	101.3	31.435	<u>127.7</u>	42.152		242.7	1:50.219	

**FIM JUNIORGP WORLD CHAMPIONSHIP - PORTIMAO**

Autódromo Internacional do Algarve

JuniorGP

29 June - 2 July 2023

Laps and Sector Times - Race 2 - 15 Laps

Autodromo Internacional Algarve - 4592mtr.

8	36.563	100.9	31.103	119.5	41.929	236.8	1:49.595	16												
---	--------	-------	--------	-------	--------	-------	----------	----	--	--	--	--	--	--	--	--	--	--	--	--

22		DAVID ALMANSA (ESP)									KTM								
lap	Sect-1	Speed	Sect-2	Speed	Sect-3	Speed	TopSpeed	laptime	pit	lap	Sect-1	Speed	Sect-2	Speed	Sect-3	Speed	Topspeed	laptime	pit
1		97.7	31.293	120.5	41.532		148.6	1:50.779		9	36.542	101.4	31.345	116.5	41.427		242.2	1:49.314	
2	<u>36.427</u>	101.8	31.282	119.6	41.696		240.5	1:49.405		10	36.738	100.8	31.265	118.9	41.631		237.9	1:49.634	
3	36.522	99.7	31.062	<u>121.5</u>	<u>41.282</u>		236.8	<u>1:48.866</u>		11	36.696	100.7	31.366	117.4	41.449		238.9	1:49.511	
4	36.571	100.2	<u>31.016</u>	120.4	41.298		238.4	1:48.885		12	36.674	101.6	31.395	121.2	41.524		236.3	1:49.593	
5	36.677	101.3	31.073	119.3	41.467		232.3	1:49.217		13	36.573	101.5	31.298	120.1	41.892		235.8	1:49.763	
6	36.457	<u>102.8</u>	31.219	116.1	41.616		240.0	1:49.292		14	36.807	101.2	31.294	118.4	41.695		<u>242.7</u>	1:49.796	
7	36.464	102.5	31.206	117.1	41.700		240.0	1:49.370		15	36.637	97.3	31.193	121.3	41.923		240.5	1:49.753	
8	36.648	100.3	31.109	116.3	41.599		240.0	1:49.356		16									

23		ELIA BARTOLINI (ITA)									HONDA								
lap	Sect-1	Speed	Sect-2	Speed	Sect-3	Speed	TopSpeed	laptime	pit	lap	Sect-1	Speed	Sect-2	Speed	Sect-3	Speed	Topspeed	laptime	pit
1		97.7	31.574	125.0	41.657		152.8	1:52.186		9	36.390	<u>102.5</u>	31.448	122.0	41.378		238.4	1:49.216	
2	37.614	93.8	32.216	<u>125.1</u>	41.546		240.0	1:51.376		10	36.779	98.0	31.144	119.3	41.404		240.0	1:49.327	
3	<u>36.333</u>	101.3	31.747	124.7	41.336		241.1	1:49.416		11	36.892	98.6	31.267	115.1	41.527		240.5	1:49.686	
4	36.564	97.6	31.293	115.1	<u>41.312</u>		240.0	<u>1:49.169</u>		12	37.163	97.6	31.731	116.9	41.700		240.0	1:50.594	
5	37.101	96.3	31.205	118.8	41.482		240.0	1:49.788		13	37.016	98.9	31.309	119.7	41.476		241.1	1:49.801	
6	36.854	101.6	31.346	119.1	41.501		238.9	1:49.701		14	37.171	98.3	31.176	120.4	42.667		<u>242.2</u>	1:51.014	
7	37.107	98.4	<u>31.058</u>	116.6	41.565		240.0	1:49.730		15	37.195	96.3	31.217	115.5	41.819		240.0	1:50.231	
8	37.046	95.9	31.581	115.3	41.644		238.9	1:50.271		16									

28		GEOFFREY EMMANUEL (IND)									KTM								
lap	Sect-1	Speed	Sect-2	Speed	Sect-3	Speed	TopSpeed	laptime	pit	lap	Sect-1	Speed	Sect-2	Speed	Sect-3	Speed	Topspeed	laptime	pit
1		92.7	32.806	112.0	43.179		167.7	1:57.627		9	38.419	99.5	32.774	110.2	43.125		231.8	1:54.318	
2	37.868	99.0	32.970	107.5	43.182		<u>238.4</u>	1:54.020		10	38.143	98.5	32.898	103.6	42.980		230.3	1:54.021	
3	37.894	97.6	32.588	111.7	42.985		235.8	1:53.467		11	38.111	97.6	32.651	109.4	43.111		232.8	1:53.873	
4	37.980	98.8	<u>32.416</u>	106.5	42.853		233.3	1:53.249		12	38.166	99.1	32.621	<u>115.8</u>	43.558		231.3	1:54.345	
5	37.953	<u>101.2</u>	32.854	108.4	42.819		232.8	1:53.626		13	38.415	95.8	32.892	110.4	43.097		228.3	1:54.404	
6	38.186	97.4	32.661	104.4	43.054		230.3	1:53.901		14	38.500	99.4	32.941	109.4	43.552		229.3	1:54.993	
7	<u>37.631</u>	98.8	32.568	110.0	<u>42.718</u>		236.3	<u>1:52.917</u>		15	38.433	95.2	32.995	112.1	43.729		229.3	1:55.157	
8	38.231	96.9	32.849	110.3	43.067		232.8	1:54.147		16									

34		CESARE TIEZZI (ITA)									KTM								
lap	Sect-1	Speed	Sect-2	Speed	Sect-3	Speed	TopSpeed	laptime	pit	lap	Sect-1	Speed	Sect-2	Speed	Sect-3	Speed	Topspeed	laptime	pit
1		90.2	32.450	113.3	42.242		169.8	1:56.080		9	37.290	102.0	31.946	115.8	42.357		236.8	1:51.593	
2	37.460	95.7	32.035	114.4	42.574		<u>241.6</u>	1:52.069		10	37.116	100.1	31.791	117.1	42.811		236.8	1:51.718	
3	37.390	97.1	31.879	113.0	<u>42.178</u>		240.5	1:51.447		11	37.012	100.2	31.711	115.8	42.382		236.8	1:51.105	
4	<u>36.985</u>	101.6	<u>31.597</u>	117.0	42.362		236.8	1:50.944		12	37.335	98.3	31.827	118.0	42.574		233.8	1:51.736	
5	37.003	100.9	31.603	119.7	42.213		239.5	<u>1:50.819</u>		13	37.209	<u>102.4</u>	31.981	115.5	42.320		236.8	1:51.510	
6	37.631	99.6	31.732	<u>119.9</u>	42.216		237.9	1:51.579		14	37.078	100.1	31.757	118.2	42.440		237.9	1:51.275	
7	37.206	101.0	31.795	117.1	42.518		235.3	1:51.519		15	37.208	101.9	31.904	119.2	42.460		235.8	1:51.572	
8	37.464	101.8	31.957	118.9	42.490		235.3	1:51.911		16									



FIM JUNIORGP WORLD CHAMPIONSHIP - PORTIMAO

Autódromo Internacional do Algarve

JuniorGP

29 June - 2 July 2023

Laps and Sector Times - Race 2 - 15 Laps

Autodromo Internacional Algarve - 4592mtr.

36 ANGUS GRENFELL (AUS)										HONDA									
lap	Sect-1	Speed	Sect-2	Speed	Sect-3	Speed	TopSpeed	laptime	pit	lap	Sect-1	Speed	Sect-2	Speed	Sect-3	Speed	Topspeed	laptime	pit
1		98.9	31.588	116.8	<u>42.188</u>		161.7	1:54.216		9	37.488	102.5	33.242	117.6	42.771		228.8	1:53.501	
2	40.324	97.3	32.015	116.5	42.706		235.3	1:55.045		10	37.640	101.1	32.024	117.6	43.490		228.8	1:53.154	
3	37.661	96.9	31.873	116.4	42.660		234.3	1:52.194		11	37.783	99.3	31.823	117.5	42.849		232.8	1:52.455	
4	37.491	<u>103.3</u>	31.969	118.7	42.737		230.3	1:52.197		12	38.063	95.2	32.099	115.9	42.926		228.3	1:53.088	
5	37.403	98.9	<u>31.486</u>	<u>119.7</u>	42.475		231.8	<u>1:51.364</u>		13	37.941	98.8	31.986	115.9	43.135		226.9	1:53.062	
6	37.413	103.1	31.851	114.4	42.753		231.3	1:52.017		14	38.026	98.4	32.029	117.8	42.721		233.3	1:52.776	
7	<u>37.197</u>	100.9	31.678	119.6	42.755		<u>236.8</u>	1:51.630		15	37.590	99.7	32.243	117.4	42.667		230.8	1:52.500	
8	37.839	100.1	32.037	115.9	42.943		227.4	1:52.819		16									

37 ALESSIO MATTEI (ITA)										KTM									
lap	Sect-1	Speed	Sect-2	Speed	Sect-3	Speed	TopSpeed	laptime	pit	lap	Sect-1	Speed	Sect-2	Speed	Sect-3	Speed	Topspeed	laptime	pit
1		91.8	32.381	115.3	<u>42.130</u>		165.1	1:55.658		9	37.688	<u>104.8</u>	32.796	117.3	43.055		226.4	1:53.539	
2	37.448	94.4	31.962	114.9	42.268		<u>241.1</u>	<u>1:51.678</u>		10	37.729	99.4	32.180	114.8	43.122		233.3	1:53.031	
3	37.711	98.1	31.961	<u>118.6</u>	42.497		<u>241.1</u>	1:52.169		11	37.941	99.2	32.048	115.0	42.830		228.3	1:52.819	
4	37.688	100.6	<u>31.770</u>	115.0	42.561		228.8	1:52.019		12	37.907	97.4	32.187	111.9	42.980		236.8	1:53.074	
5	<u>37.388</u>	99.2	31.901	114.9	42.557		236.3	1:51.846		13	37.782	96.4	32.098	112.9	42.737		237.4	1:52.617	
6	38.785	99.1	31.992	115.3	42.801		232.3	1:53.578		14	38.237	97.7	32.408	113.2	42.596		229.8	1:53.241	
7	37.491	101.6	31.857	114.5	42.731		232.8	1:52.079		15	37.635	99.6	32.128	113.3	42.921		236.8	1:52.684	
8	37.642	99.2	32.228	116.6	42.680		236.8	1:52.550		16									

48 GABI N PLANQUES (FRA)										KTM									
lap	Sect-1	Speed	Sect-2	Speed	Sect-3	Speed	TopSpeed	laptime	pit	lap	Sect-1	Speed	Sect-2	Speed	Sect-3	Speed	Topspeed	laptime	pit
1		92.9	31.980	117.3	41.898		162.2	1:54.574		9	36.588	100.4	31.278	116.8	41.805		236.8	1:49.671	
2	36.893	100.7	31.455	117.4	<u>41.710</u>		<u>244.3</u>	1:50.058		10	36.816	99.8	31.528	119.2	41.712		239.5	1:50.056	
3	36.576	99.7	31.454	114.9	41.815		237.9	1:49.845		11	<u>36.522</u>	101.6	31.272	117.5	41.796		240.0	<u>1:49.590</u>	
4	36.725	97.6	31.483	113.6	42.069		234.8	1:50.277		12	<u>36.662</u>	100.3	<u>31.258</u>	<u>119.6</u>	1:13.218		234.8	2:21.138	
5	36.955	98.6	31.628	114.3	41.954		233.8	1:50.537		13	38.509	101.5	32.194	114.6	43.085		218.6	1:53.788	
6	36.867	100.6	31.601	115.0	41.991		231.3	1:50.459		14	39.254	98.1	32.924	111.5	43.139		228.8	1:55.317	
7	36.990	<u>102.7</u>	31.421	116.9	41.750		232.8	1:50.161		15	38.042	99.9	32.347	113.2	43.229		231.3	1:53.618	
8	36.702	100.4	31.374	114.3	41.925		237.9	1:50.001		16									

50 LEO RAMMERSTORFER (AUT)										HUSQVARNA									
lap	Sect-1	Speed	Sect-2	Speed	Sect-3	Speed	TopSpeed	laptime	pit	lap	Sect-1	Speed	Sect-2	Speed	Sect-3	Speed	Topspeed	laptime	pit
1		93.4	32.032	115.8	42.244		163.6	1:55.325		9	36.860	102.4	31.340	118.9	41.701		<u>242.7</u>	1:49.901	
2	37.646	97.6	31.947	117.6	42.280		240.0	1:51.873		10	36.884	101.3	31.279	<u>123.9</u>	41.875		236.3	1:50.038	
3	37.311	100.7	31.388	116.8	41.791		238.9	1:50.490		11	36.849	99.8	31.321	117.5	41.719		236.8	1:49.889	
4	36.885	99.4	31.245	115.9	41.768		241.6	1:49.898		12	36.745	100.2	31.436	121.8	42.310		237.9	1:50.491	
5	37.318	97.7	31.589	118.2	<u>41.549</u>		238.4	1:50.456		13	36.981	100.4	31.532	116.6	41.972		233.8	1:50.485	
6	37.152	99.6	31.250	<u>123.9</u>	41.760		237.9	1:50.162		14	36.878	<u>103.1</u>	31.444	120.4	42.091		236.3	1:50.413	
7	36.788	100.3	31.307	120.1	41.710		241.1	1:49.805		15	37.016	96.4	31.712	115.5	42.115		236.3	1:50.843	
8	<u>36.671</u>	100.1	<u>31.235</u>	118.8	41.713		239.5	<u>1:49.619</u>		16									

55 NOAH DETTWILER (CHE)										KTM									
lap	Sect-1	Speed	Sect-2	Speed	Sect-3	Speed	TopSpeed	laptime	pit	lap	Sect-1	Speed	Sect-2	Speed	Sect-3	Speed	Topspeed	laptime	pit
1		95.5	31.699	116.9	42.178		162.2	1:54.512		9	36.698	104.1	31.486	114.5	42.020		239.5	1:50.204	
2	38.180	99.2	31.787	114.2	42.266		235.8	1:52.233		10	36.944	100.5	31.414	116.4	42.033		236.8	1:50.391	



FIM JUNIORGP WORLD CHAMPIONSHIP - PORTIMAO

Autódromo Internacional do Algarve

JuniorGP

29 June - 2 July 2023

Laps and Sector Times - Race 2 - 15 Laps

Autodromo Internacional Algarve - 4592mtr.

3	36.940	103.4	31.860	118.3	41.950	230.3	1:50.750	11	36.765	100.5	31.395	114.3	41.909	239.5	1:50.069
4	36.672	99.6	31.410	116.0	41.966	237.4	1:50.048	12	<u>36.638</u>	<u>104.7</u>	31.579	<u>118.7</u>	41.892	239.5	1:50.109
5	36.894	100.1	31.444	116.5	42.046	239.5	1:50.384	13	36.896	97.7	31.567	116.1	42.103	239.5	1:50.566
6	36.931	98.5	31.242	117.6	<u>41.627</u>	237.4	1:49.800	14	36.670	101.9	31.555	114.4	42.033	238.4	1:50.258
7	36.652	101.3	<u>31.190</u>	117.0	41.749	239.5	<u>1:49.591</u>	15	36.711	101.5	31.754	116.0	42.489	<u>240.5</u>	1:50.954
8	36.763	98.9	31.292	116.6	42.026	238.4	1:50.081	16							

57 DANIAL SHAHRIL (MYS)									HONDA								
lap	Sect-1	Speed	Sect-2	Speed	Sect-3	Speed	TopSpeed	laptime pit	lap	Sect-1	Speed	Sect-2	Speed	Sect-3	Speed	Topspeed	laptime pit
1		94.3	31.690	116.4	41.722		161.7	1:53.622	9	36.779	101.0	31.296	119.3	41.248		241.6	1:49.323
2	36.634	98.3	32.017	119.7	41.427		244.9	1:50.078	10	36.510	100.3	<u>31.126</u>	<u>120.3</u>	41.635		243.2	1:49.271
3	<u>36.411</u>	99.8	31.271	119.3	<u>41.242</u>		243.8	<u>1:48.924</u>	11	36.642	101.8	31.290	118.3	41.277		242.2	1:49.209
4	36.786	96.9	31.315	116.4	41.385		243.2	1:49.486	12	36.857	94.9	31.582	115.8	41.899		242.7	1:50.338
5	36.912	98.5	31.210	118.3	41.550		243.2	1:49.672	13	37.230	95.6	31.450	117.1	41.293		<u>247.1</u>	1:49.973
6	36.613	<u>102.3</u>	31.511	117.3	41.565		244.9	1:49.689	14	36.931	96.0	31.303	117.9	42.051		245.5	1:50.285
7	37.477	96.9	31.223	115.4	41.361		243.8	1:50.061	15	37.194	98.1	31.238	118.2	41.718		235.3	1:50.150
8	37.255	96.0	31.975	113.3	41.856		243.8	1:51.086	16								

58 LUCA LUNETTA (ITA)									KTM								
lap	Sect-1	Speed	Sect-2	Speed	Sect-3	Speed	TopSpeed	laptime pit	lap	Sect-1	Speed	Sect-2	Speed	Sect-3	Speed	Topspeed	laptime pit
1		97.6	31.543	123.6	41.910		140.1	1:52.154	9	<u>36.273</u>	106.9	31.045	123.3	41.801		239.5	<u>1:49.119</u>
2	36.837	100.6	31.216	125.7	41.714		<u>245.5</u>	1:49.767	10	36.732	102.7	31.099	121.5	41.782		232.8	1:49.613
3	36.402	101.6	31.065	119.9	41.878		239.5	1:49.345	11	36.921	100.4	31.367	116.4	41.921		232.8	1:50.209
4	36.633	102.6	31.128	120.0	<u>41.578</u>		233.3	1:49.339	12	37.225	100.1	31.521	119.9	41.978		232.3	1:50.724
5	36.770	102.8	<u>31.024</u>	125.7	41.650		232.3	1:49.444	13	36.424	104.2	31.295	119.9	41.887		239.5	1:49.606
6	37.415	102.9	31.558	117.6	41.821		231.3	1:50.794	14	36.892	<u>108.8</u>	31.545	<u>128.3</u>	43.097		232.8	1:51.534
7	36.969	101.5	31.133	120.8	41.797		238.4	1:49.899	15	37.607	103.3	31.099	124.9	41.594		236.8	1:50.300
8	36.681	103.9	31.214	122.3	41.802		236.3	1:49.697	16								

69 MARCOS RUDA (ESP)									KTM								
lap	Sect-1	Speed	Sect-2	Speed	Sect-3	Speed	TopSpeed	laptime pit	lap	Sect-1	Speed	Sect-2	Speed	Sect-3	Speed	Topspeed	laptime pit
1		93.5	31.519	117.9	56.247		156.7	2:07.432	9	36.911	101.2	31.355	115.6	41.722		234.3	1:49.988
2	40.426	96.6	31.980	116.3	42.287		228.3	1:54.693	10	36.890	101.0	31.365	121.6	42.040		<u>242.2</u>	1:50.295
3	37.631	99.2	31.557	116.4	42.089		230.8	1:51.277	11	36.809	<u>102.8</u>	31.624	119.1	42.162		232.8	1:50.595
4	37.137	99.0	31.491	117.8	42.082		231.3	1:50.710	12	36.951	98.8	31.423	121.1	42.106		233.3	1:50.480
5	37.023	100.2	31.527	119.5	42.002		231.8	1:50.552	13	36.923	100.7	31.398	117.8	41.983		233.3	1:50.304
6	37.007	98.2	31.425	117.0	42.116		231.8	1:50.548	14	36.903	100.4	31.307	121.2	42.023		234.3	1:50.233
7	36.694	102.1	31.445	118.4	41.982		234.8	1:50.121	15	<u>36.693</u>	99.9	<u>31.245</u>	118.0	<u>41.698</u>		236.3	<u>1:49.636</u>
8	36.820	100.7	31.343	<u>121.9</u>	42.013		233.3	1:50.176	16								

71 TORIN COLLINS (CAN)									KTM								
lap	Sect-1	Speed	Sect-2	Speed	Sect-3	Speed	TopSpeed	laptime pit	lap	Sect-1	Speed	Sect-2	Speed	Sect-3	Speed	Topspeed	laptime pit
1		100.0	32.029	115.3	<u>42.468</u>		162.2	1:55.464	9	37.512	103.4	32.763	117.1	43.223		229.8	1:53.498
2	37.473	99.7	31.773	115.8	42.489		<u>238.9</u>	1:51.735	10	37.334	101.7	32.403	116.1	43.257		233.8	1:52.994
3	37.682	99.9	31.886	117.6	42.730		236.8	1:52.298	11	37.380	103.3	32.068	118.9	43.174		231.3	1:52.622
4	38.147	102.1	31.974	114.5	42.571		231.3	1:52.692	12	37.867	100.7	32.277	112.0	43.047		232.8	1:53.191
5	37.169	103.1	<u>31.632</u>	115.6	42.558		236.8	<u>1:51.359</u>	13	<u>37.167</u>	<u>105.7</u>	32.283	<u>119.9</u>	43.346		235.8	1:52.796



FIM JUNIORGP WORLD CHAMPIONSHIP - PORTIMAO

Autódromo Internacional do Algarve

JuniorGP

29 June - 2 July 2023

Laps and Sector Times - Race 2 - 15 Laps

Autodromo Internacional Algarve - 4592mtr.

6	37.614	103.4	31.951	115.5	42.992	238.4	1:52.557	14	37.678	104.0	31.988	117.3	43.192	229.8	1:52.858
7	37.832	101.6	32.087	114.2	42.813	231.8	1:52.732	15	37.510	103.3	32.075	116.4	43.009	232.8	1:52.594
8	37.426	103.0	32.064	118.4	43.246	235.8	1:52.736	16							

74 ALEX GOURDON (FRA)									HONDA										
lap	Sect-1	Speed	Sect-2	Speed	Sect-3	Speed	TopSpeed	laptime	pit	lap	Sect-1	Speed	Sect-2	Speed	Sect-3	Speed	Topspeed	laptime	pit
1		95.0	31.710	120.7	42.008		161.4	1:54.481		4	37.260	101.4	31.546	118.0	41.907		235.3	1:50.713	
2	38.021	101.8	31.828	119.6	42.420		<u>239.5</u>	1:52.269		5	<u>36.859</u>	97.9	31.519	<u>122.2</u>	42.070		235.3	<u>1:50.448</u>	
3	37.517	100.9	<u>31.503</u>	121.6	<u>41.866</u>		225.9	1:50.886		6	42.290	<u>115.0</u>	40.088	109.4	Pit In		230.3	<u>2:28.512</u>	

78 JAKOB ROSENTHALER (AUT)									HUSQVARNA										
lap	Sect-1	Speed	Sect-2	Speed	Sect-3	Speed	TopSpeed	laptime	pit	lap	Sect-1	Speed	Sect-2	Speed	Sect-3	Speed	Topspeed	laptime	pit
1		95.2	31.420	121.8	41.529		150.4	1:52.210		9	36.779	99.9	31.223	120.8	41.626		243.2	1:49.628	
2	37.213	97.7	31.424	117.3	41.640		244.3	1:50.277		10	36.729	98.2	31.172	<u>124.0</u>	41.880		243.2	1:49.781	
3	37.036	98.0	31.211	119.3	<u>41.364</u>		<u>246.6</u>	1:49.611		11	36.937	101.2	31.212	116.0	41.475		244.3	1:49.624	
4	36.926	100.5	31.382	113.8	41.450		244.9	1:49.758		12	<u>36.595</u>	100.3	31.525	112.0	41.756		244.9	1:49.876	
5	36.884	98.0	31.222	118.6	41.487		243.8	<u>1:49.593</u>		13	36.957	99.7	31.278	119.9	42.477		243.8	1:50.712	
6	36.715	100.1	31.296	116.6	41.751		242.7	1:49.762		14	36.848	99.2	<u>31.074</u>	120.1	41.820		238.9	1:49.742	
7	37.006	102.1	31.119	120.9	41.656		245.5	1:49.781		15	37.102	97.0	31.206	118.3	41.581		240.5	1:49.889	
8	36.950	<u>103.1</u>	31.940	121.1	42.019		243.8	1:50.909		16									

83 ALVARO CARPE (ESP)									HUSQVARNA										
lap	Sect-1	Speed	Sect-2	Speed	Sect-3	Speed	TopSpeed	laptime	pit	lap	Sect-1	Speed	Sect-2	Speed	Sect-3	Speed	Topspeed	laptime	pit
1		97.4	31.342	121.3	41.724		157.9	1:52.767		9	36.659	101.3	31.147	<u>123.7</u>	41.624		237.4	1:49.430	
2	36.825	95.7	31.705	122.2	41.449		238.9	1:49.979		10	36.795	100.8	31.117	119.9	41.670		239.5	1:49.582	
3	<u>36.432</u>	97.4	<u>31.023</u>	119.9	41.776		242.7	<u>1:49.231</u>		11	36.681	99.4	31.420	114.3	41.974		238.9	1:50.075	
4	36.741	97.8	31.172	117.3	41.482		<u>244.9</u>	1:49.395		12	37.089	99.6	31.587	119.7	41.981		237.4	1:50.657	
5	36.588	<u>106.1</u>	31.412	120.4	<u>41.347</u>		238.4	1:49.347		13	36.727	97.9	31.354	118.2	41.629		236.8	1:49.710	
6	36.656	101.7	31.455	117.6	41.920		238.9	1:50.031		14	36.745	99.0	31.389	119.3	43.000		236.3	1:51.134	
7	36.609	98.0	31.284	120.8	41.715		238.9	1:49.608		15	36.578	98.4	31.393	116.5	41.648		240.5	1:49.619	
8	36.637	100.1	31.469	121.6	41.781		237.9	1:49.887		16									

85 XABIER ZURUTUZA (ESP)									KTM										
lap	Sect-1	Speed	Sect-2	Speed	Sect-3	Speed	TopSpeed	laptime	pit	lap	Sect-1	Speed	Sect-2	Speed	Sect-3	Speed	Topspeed	laptime	pit
1		<u>96.1</u>	<u>31.392</u>	<u>121.1</u>	<u>41.564</u>		153.4	<u>1:52.387</u>		2									

89 MARCOS URIARTE (ESP)									HUSQVARNA										
lap	Sect-1	Speed	Sect-2	Speed	Sect-3	Speed	TopSpeed	laptime	pit	lap	Sect-1	Speed	Sect-2	Speed	Sect-3	Speed	Topspeed	laptime	pit
1		91.3	31.525	116.0	45.799		157.7	1:57.121		9	36.647	98.6	31.035	119.1	<u>41.429</u>		238.4	<u>1:49.111</u>	
2	37.113	96.9	31.354	120.5	41.979		241.1	1:50.446		10	<u>36.580</u>	<u>100.6</u>	31.243	121.6	41.684		242.2	1:49.507	
3	37.347	97.1	31.193	117.8	41.917		<u>243.8</u>	1:50.457		11	36.773	97.8	31.028	120.4	41.588		239.5	1:49.389	
4	37.066	96.8	31.269	116.6	41.849		238.9	1:50.184		12	36.702	99.8	<u>30.976</u>	120.1	41.618		238.4	1:49.296	
5	36.711	98.1	31.369	119.5	41.572		242.2	1:49.652		13	36.783	99.2	30.990	120.8	41.672		237.4	1:49.445	
6	36.879	97.4	31.108	121.9	41.704		239.5	1:49.691		14	36.850	100.0	31.013	119.6	41.625		242.2	1:49.488	
7	36.713	98.6	30.994	<u>122.4</u>	41.812		241.1	1:49.519		15	36.765	97.1	31.424	118.8	41.569		240.5	1:49.758	
8	36.660	99.7	31.003	120.0	41.701		239.5	1:49.364		16									


FIM JUNIORGP WORLD CHAMPIONSHIP - PORTIMAO

Autódromo Internacional do Algarve

JuniorGP

29 June - 2 July 2023

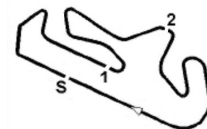
Laps and Sector Times - Race 2 - 15 Laps

Autodromo Internacional Algarve - 4592mtr.

91 KOTARO UCHIUMI (JPN)										KTM									
lap	Sect-1	Speed	Sect-2	Speed	Sect-3	Speed	TopSpeed	laptime	pit	lap	Sect-1	Speed	Sect-2	Speed	Sect-3	Speed	Topspeed	laptime	pit
1		92.8	32.284	116.4	42.173		166.9	1:55.501		9	37.423	99.4	31.998	113.2	42.145		237.9	1:51.566	
2	37.851	93.6	31.909	111.8	42.256		235.3	1:52.016		10	37.314	98.8	31.784	118.7	42.495		235.3	1:51.593	
3	37.816	96.3	31.857	115.0	42.383		<u>240.0</u>	1:52.056		11	37.565	97.5	31.862	113.3	42.258		233.3	1:51.685	
4	37.430	99.4	31.824	113.7	42.118		237.4	1:51.372		12	37.340	97.6	31.730	<u>119.9</u>	42.267		235.3	1:51.337	
5	37.344	99.4	<u>31.675</u>	116.8	42.063		238.9	<u>1:51.082</u>		13	37.307	98.3	32.044	114.5	42.235		235.3	1:51.586	
6	37.358	<u>99.8</u>	31.757	118.8	<u>41.999</u>		237.4	1:51.114		14	37.260	99.2	31.774	119.5	42.231		235.8	1:51.265	
7	<u>37.241</u>	97.7	31.761	118.0	42.431		238.4	1:51.433		15	37.372	97.7	31.838	118.9	42.408		237.4	1:51.618	
8	37.676	97.0	31.831	118.8	42.393		238.4	1:51.900		16									

93 FADILLAH ARBI ADITAMA (INA)										HONDA									
lap	Sect-1	Speed	Sect-2	Speed	Sect-3	Speed	TopSpeed	laptime	pit	lap	Sect-1	Speed	Sect-2	Speed	Sect-3	Speed	Topspeed	laptime	pit
1		98.2	<u>31.490</u>	117.6	1:08.073		160.0	2:19.498		9	<u>36.884</u>	<u>103.4</u>	31.953	113.7	42.267		232.3	1:51.104	
2	38.466	91.9	32.328	110.3	42.687		228.8	1:53.481		10	37.001	99.1	31.715	<u>120.0</u>	42.162		231.3	1:50.878	
3	37.462	95.3	31.905	115.3	42.165		230.8	1:51.532		11	37.098	98.3	31.891	114.9	42.239		230.8	1:51.228	
4	37.104	102.1	31.744	119.2	42.152		230.8	1:51.000		12	37.014	98.9	31.774	118.7	41.993		231.3	1:50.781	
5	37.157	96.5	31.640	117.3	41.976		230.3	1:50.773		13	36.985	98.3	31.744	118.7	<u>41.941</u>		231.8	1:50.670	
6	37.115	98.9	31.701	116.6	41.997		229.3	1:50.813		14	37.064	100.9	31.866	117.1	42.401		231.8	1:51.331	
7	36.890	98.1	31.558	118.9	41.963		231.3	<u>1:50.411</u>		15	37.126	99.1	31.990	115.8	42.217		<u>233.8</u>	1:51.333	
8	37.090	100.3	31.701	116.9	42.133		230.8	1:50.924		16									

94 FACUNDO LLAMBIAS (URU)										HONDA									
lap	Sect-1	Speed	Sect-2	Speed	Sect-3	Speed	TopSpeed	laptime	pit	lap	Sect-1	Speed	Sect-2	Speed	Sect-3	Speed	Topspeed	laptime	pit
1		97.1	31.526	119.6	41.669		160.0	1:53.240		9	37.117	<u>103.8</u>	31.258	121.6	41.366		234.8	1:49.741	
2	36.786	94.7	32.340	118.2	41.497		236.8	1:50.623		10	36.856	102.0	31.190	122.0	41.732		237.4	1:49.778	
3	36.595	99.5	31.374	121.9	<u>41.355</u>		<u>238.9</u>	<u>1:49.324</u>		11	36.880	101.7	31.133	122.0	41.528		235.3	1:49.541	
4	<u>36.549</u>	98.4	31.281	117.9	41.744		237.9	1:49.574		12	36.830	101.6	31.269	<u>122.9</u>	41.439		234.8	1:49.538	
5	36.784	102.8	<u>31.089</u>	118.8	41.589		237.4	1:49.462		13	37.000	101.0	31.316	118.8	41.495		236.8	1:49.811	
6	36.775	101.9	31.363	122.2	41.762		237.4	1:49.900		14	37.026	102.8	31.152	122.2	42.072		232.8	1:50.250	
7	36.983	100.5	31.242	118.3	41.423		238.4	1:49.648		15	38.000	99.4	31.353	121.9	41.739		234.8	1:51.092	
8	37.209	98.1	31.615	113.9	42.080		236.8	1:50.904		16									



FIM JUNIORGP WORLD CHAMPIONSHIP - PORTIMAO

Positions for each lap - Race 2 - 15 Laps

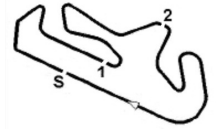
JuniorGP

29 June - 2 July 2023

Positions for each lap

Autodromo Internacional Algarve - 4592mtr.

Pos	Nr.	Name	1	2	3	4	5	6	7	8	9	10	11	12	13	14	15
1	7	JOEL ESTEBAN	18	22	18	18	18	18	18	18	18	18	18	18	18	7	7
2	18	ÁNGEL PIQUERAS	22	18	22	22	22	22	22	22	22	22	22	22	7	18	18
3	22	DAVID ALMANSA	7	7	7	7	7	7	7	7	7	7	7	7	22	22	22
4	83	ALVARO CARPE	5	11	58	58	58	11	83	83	58	58	83	83	83	8	83
5	8	EDDIE O'SHEA	11	5	11	11	11	10	58	58	83	83	58	58	58	83	8
6	5	TATCHAKORN BUASRI	12	58	10	10	10	83	12	12	12	12	14	14	12	14	5
7	14	CORMAC BUCHANAN	14	14	12	12	12	58	11	10	10	10	12	12	8	57	14
8	78	JAKOB ROSENTHALER	58	12	5	83	83	12	78	8	8	14	10	8	14	5	78
9	57	DANIAL SHAHRIL	23	10	83	14	14	78	10	23	14	8	8	23	23	58	57
10	23	ELIA BARTOLINI	78	78	14	5	78	14	8	14	23	23	23	10	10	78	23
11	58	LUCA LUNETTA	10	83	78	78	8	8	23	78	78	57	57	57	57	23	58
12	10	NICO CARRARO	85	8	8	8	57	57	14	11	57	78	78	78	94	12	10
13	94	FACUNDO LLAMBIAS	8	23	57	57	5	23	57	57	94	5	5	5	78	94	94
14	89	MARCOS URIARTE	83	57	23	23	23	5	94	94	5	94	94	94	5	10	89
15	12	JACOB ROULSTONE	94	94	94	94	94	94	5	5	11	19	19	19	19	19	12
16	19	ALESSANDRO MOROSI	57	48	48	48	48	48	19	19	19	89	89	89	89	89	19
17	50	LEO RAMMERSTORFER	36	55	19	19	19	19	48	48	89	11	48	50	50	50	50
18	55	NOAH DETTWILER	74	74	55	55	89	89	89	89	48	48	11	55	55	55	55
19	34	CESARE TIEZZI	55	19	74	50	55	55	55	55	50	50	50	34	34	34	34
20	69	MARCOS RUDA	48	50	50	89	50	50	50	50	55	55	55	91	91	91	69
21	91	KOTARO UCHIUMI	50	71	89	74	74	34	34	34	34	91	34	69	69	69	91
22	36	ANGUS GRENFELL	71	37	71	34	34	91	91	91	91	34	91	11	37	36	36
23	71	TORIN COLLINS	91	91	37	91	91	71	36	36	36	69	69	36	71	71	71
24	37	ALESSIO MATTEI	37	89	91	37	37	37	71	71	71	71	36	71	36	37	37
25	93	FADILLAH ARBI ADITAMA	34	34	34	71	71	36	37	37	37	36	71	37	48	93	93
26	48	GABIN PLANQUES	19	36	36	36	36	69	69	69	69	37	37	48	93	48	48
27	28	GEOFFREY EMMANUEL	89	28	28	28	28	28	28	28	28	93	93	93	28	28	28
28	11	ADRIÁN CRUCES	28	69	69	69	69	93	93	93	93	28	28	28			
29	74	ALEX GOURDON	69	93	93	93	93	74									
30	85	XABIER ZURUTUZA	93														



FIM JUNIORGP WORLD CHAMPIONSHIP - PORTIMAO

Autódromo Internacional do Algarve

Heat name : JuniorGP - Race 2 - 15 Laps
 Heat Date : 02 July 2023
 Track name : Autodromo Internacional Algarve - 4592 mtr.

Participants Started	: 30	Participants Classified	: 30
Participants Finished	: 27	Participants Not Classified	: 0
Participants Not Finished	: 3		

Green flag at	: 14:01:25	Heat recording start time	: 13:44:59
Finish flag waved at	: 14:28:47	Heat recording end time	: 14:32:08
Total time under Green	: 27:22	Total of All Laps in Heat	: 424
Number of cautions	: 0	Total time under Yellow	: 00:00:00
Number of code-60's	: 0	Total time under Code-60	: 00:00:00

Leader history during the Heat

#	Nbr	Lap	to Lap	Name	Motorcycle
1	18	1	1	ÁNGEL PIQUERAS	HONDA
2	22	2	2	DAVID ALMANSA	KTM
3	18	3	13	ÁNGEL PIQUERAS	HONDA
4	7	14	15	JOEL ESTEBAN	GASGAS

Best Lap time history during the Heat

#	Nbr	lap time	in lap	Name	Motorcycle	time of day
1	18	1:50.674	1	ÁNGEL PIQUERAS	HONDA	14:03:15
2	22	1:49.405	2	DAVID ALMANSA	KTM	14:05:05
3	7	1:49.312	2	JOEL ESTEBAN	GASGAS	14:05:05
4	18	1:48.728	3	ÁNGEL PIQUERAS	HONDA	14:06:54
5	7	1:48.683	4	JOEL ESTEBAN	GASGAS	14:08:43

Summary of number of laps in the lead

#	Nbr	Name	Motorcycle	# Laps in the lead
1	18	ÁNGEL PIQUERAS	HONDA	12
2	7	JOEL ESTEBAN	GASGAS	2
3	22	DAVID ALMANSA	KTM	1