

FIM JUNIORGP WORLD CHAMPIONSHIP - PORTIMAO

Autódromo Internacional do Algarve

JuniorGP

Result Race 1 - 15 Laps

29 June - 2 July 2023

Autodromo Internacional Algarve - 4592mtr.


Pos	Nbr	Name / Entrant	Motorcycle	Gap	Total time	Fastest	In	Avg. Speed
1	85	XABIER ZURUTUZA (ESP) MTA JUNIOR TEAM	KTM	-- 15 laps --	27:23.489	1:48.631	8	150.87
2	5	TATCHAKORN BUASRI (THA) HONDA RACING THAILAND	HONDA	0.055	27:23.544	1:48.721	13	150.87
3	58	LUC A LUNETTA (ITA) AC RACING TEAM	KTM	0.131	27:23.620	1:48.843	3	150.86
4	22	DAVID ALMANSA (ESP) FINETWORK MIRRACING TEAM	KTM	0.159	27:23.648	1:48.896	5	150.86
5	83	ALVARO CARPE (ESP) STV LAGLI SSE RACING	HUSQVARNA	0.242	27:23.731	1:48.877	3	150.85
6	7	JOEL ESTEBAN (ESP) ASPAR JUNIOR TEAM	GASGAS	0.516	27:24.005	1:48.888	3	150.83
7	18	ÁNGEL PIQUERAS (ESP) ESTRELLA GALICIA 0,0	HONDA	0.960	27:24.449	1:49.046	5	150.79
8	19	ALESSANDRO MOROSI (ITA) EAGLE-1	KTM	1.144	27:24.633	1:49.044	6	150.77
9	12	JACOB ROULSTONE (AUS) ASPAR JUNIOR TEAM	GASGAS	1.189	27:24.678	1:49.155	7	150.76
10	10	NICO CARRARO (ITA) ASPAR JUNIOR TEAM	GASGAS	1.265	27:24.754	1:48.973	5	150.76
11	69	MARCOS RUDA (ESP) FINETWORK MIRRACING TEAM	KTM	1.332	27:24.821	1:48.842	12	150.75
12	78	JAKOB ROSENTHALER (AUT) LIQUI MOLY HUSQVARNA	HUSQVARNA	1.633	27:25.122	1:49.128	9	150.72
13	89	MARCOS URIARTE (ESP) STV LAGLI SSE RACING	HUSQVARNA	8.867	27:32.356	1:49.171	6	150.06
14	55	NOAH DETTWILER (CHE) CUNA de CAMPEONES	KTM	8.883	27:32.372	1:49.574	10	150.06
15	57	DANIAL SHAHRIL (MYS) ASIA TALENT TEAM	HONDA	8.902	27:32.391	1:49.218	4	150.06
16	94	FACUNDO LLAMBIAS (URU) ESTRELLA GALICIA 0,0	HONDA	9.327	27:32.816	1:49.157	6	150.02
17	48	GABIN PLANQUES (FRA) FIRST BIKE ACADEMY	KTM	10.382	27:33.871	1:49.644	10	149.93
18	50	LEO RAMMERSTORFER (AUT) LIQUI MOLY HUSQVARNA JT	HUSQVARNA	25.729	27:49.218	1:50.390	6	148.55
19	34	CESARE TIEZZI (ITA) AC RACING TEAM	KTM	35.675	27:59.164	1:50.821	2	147.67
20	74	ALEX GOURDON (FRA) ESTRELLA GALICIA 0,0	HONDA	35.743	27:59.232	1:50.284	3	147.66

Fastest time: 1:48.631 in lap 8 by nbr. 85: XABIER ZURUTUZA (KTM)

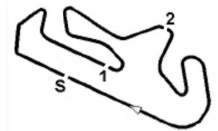
Publication-time

 Results: <https://livetiming.raceresults.nu/autodromodoalgarve>

Timekeeping by :

Timekeeper  Miguel C. Calado Glória	Race Director	Stewards
--	---------------	----------

Page 1 of 2



FIM JUNIORGP WORLD CHAMPIONSHIP - PORTIMAO

Autódromo Internacional do Algarve

JuniorGP

29 June - 2 July 2023

Result Race 1 - 15 Laps

Autodromo Internacional Algarve - 4592mtr.


Pos	Nbr	Name / Entrant	Motorcycle	Gap	Total time	Fastest	In	Avg. Speed
21	91	KOTARO UCHIUMI (JPN) MTA JUNIOR TEAM	KTM	36.260	27:59.749	1:50.953	2	147.62
22	37	ALESSIO MATTEI (ITA) MTA JUNIOR TEAM	KTM	36.553	28:00.042	1:51.021	2	147.59
23	28	GEOFFREY EMMANUEL (IND) CUNA de CAMPEONES	KTM	1:12.643	28:36.132	1:53.197	2	144.49
24	93	FADILLAH ARBI ADITAMA (INA) ASTRA HONDA RACING TEAM	HONDA	-- 14 laps --	25:34.318	1:48.641	9	150.84
25	23	ELIA BARTOLINI (ITA) ESTRELLA GALICIA 0,0	HONDA	-- 4 laps --	7:20.794	1:49.165	3	150.01
26	11	ADRIÁN CRUCES (ESP) FINETWORKMIR RACING TEAM	KTM	-- 3 laps --	5:29.846	1:49.160	3	150.35
27	8	EDDIE O'SHEA (GBR) BRITISH TALENT TEAM	HONDA	0.151	5:29.997	1:48.654	2	150.28
28	14	CORMAC BUCHANAN (NZL) AGR TEAM	KTM	-- 2 laps --	4:18.037	1:50.787	1	128.13
29	36	ANGUS GRENFELL (AUS) ARTBOX	HONDA	-- 1 laps --	1:55.059	1:55.059	1	143.67
30	71	TORIN COLLINS (CAN) AGR TEAM	KTM					

Fastest time: 1:48.631 in lap 8 by nbr. 85: XABIER ZURUTUZA (KTM)

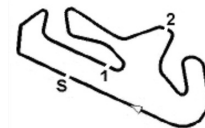
Publication-time

Results: <https://livetiming.raceresults.nu/autodromodoalgarve>

Timekeeping by :

Timekeeper  Miguel C. Calado Glória	Race Director	Stewards
--	---------------	----------

Page 2 of 2



FIM JUNIORGP WORLD CHAMPIONSHIP - PORTIMAO

Autódromo Internacional do Algarve

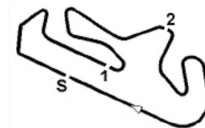
JuniorGP

29 June - 2 July 2023

Laptimes - Race 1 - 15 Laps

Autodromo Internacional Algarve - 4592mtr.

Nbr	Name	Laps	lap	Lap ..1	Lap ..2	Lap ..3	Lap ..4	Lap ..5	Lap ..6	Lap ..7	Lap ..8	Lap ..9	Lap ..0
85	XABIER ZURUTUZA	15	1 - 10	1:53.537	1:48.771	1:48.771	1:51.693	1:49.423	1:49.035	1:48.735	1:48.631	1:49.048	1:49.406
			11 - 20	1:48.764	1:49.339	1:48.805	1:50.045	1:49.486					
5	TATCHAKORN BUASRI	15	1 - 10	1:51.416	1:49.448	1:49.374	1:49.105	1:49.688	1:49.155	1:48.910	1:49.330	1:49.388	1:49.398
			11 - 20	1:50.728	1:49.190	1:48.721	1:49.824	1:49.869					
58	LUCA LUNETTA	15	1 - 10	1:53.910	1:48.859	1:48.843	1:49.089	1:48.911	1:49.092	1:49.018	1:49.114	1:49.332	1:49.173
			11 - 20	1:49.769	1:49.181	1:49.488	1:50.160	1:49.681					
22	DAVID ALMANSA	15	1 - 10	1:50.598	1:49.299	1:49.302	1:49.858	1:48.896	1:49.356	1:49.450	1:49.033	1:49.962	1:49.418
			11 - 20	1:50.619	1:49.069	1:48.949	1:50.317	1:49.522					
83	ALVARO CARPE	15	1 - 10	1:51.170	1:49.347	1:48.877	1:49.415	1:49.729	1:49.418	1:48.930	1:49.084	1:49.538	1:49.620
			11 - 20	1:49.707	1:49.147	1:49.664	1:50.204	1:49.881					
7	JOEL ESTEBAN	15	1 - 10	1:52.707	1:49.056	1:48.888	1:49.352	1:48.971	1:49.152	1:48.921	1:49.262	1:49.773	1:49.658
			11 - 20	1:49.617	1:48.989	1:49.229	1:50.317	1:50.113					
18	ÁNGEL PIQUERA S	15	1 - 10	1:50.601	1:49.495	1:49.252	1:49.511	1:49.046	1:49.707	1:49.184	1:49.469	1:49.408	1:49.191
			11 - 20	1:49.487	1:49.405	1:49.628	1:50.615	1:50.450					
19	ALESSANDRO MOROSI	15	1 - 10	1:52.234	1:49.531	1:49.187	1:49.632	1:49.249	1:49.044	1:49.171	1:49.210	1:49.044	1:49.538
			11 - 20	1:49.657	1:49.294	1:49.302	1:49.988	1:50.552					
12	JACOB ROULSTONE	15	1 - 10	1:50.741	1:49.662	1:49.335	1:49.492	1:49.193	1:49.866	1:49.155	1:49.370	1:50.743	1:49.989
			11 - 20	1:49.236	1:49.159	1:49.651	1:49.332	1:49.754					
10	NICO CARRARO	15	1 - 10	1:51.764	1:49.723	1:49.437	1:49.132	1:48.973	1:49.593	1:49.135	1:49.297	1:49.157	1:49.673
			11 - 20	1:49.822	1:49.320	1:49.234	1:50.176	1:50.318					
69	MARCOS RUDA	15	1 - 10	1:51.198	1:49.217	1:49.162	1:49.514	1:48.987	1:49.319	1:49.268	1:49.248	1:49.654	1:49.485
			11 - 20	1:49.871	1:48.842	1:49.993	1:50.098	1:50.965					
78	JAKOB ROSENTHALER	15	1 - 10	1:51.499	1:49.717	1:50.256	1:49.395	1:49.504	1:49.216	1:49.596	1:49.751	1:49.128	1:49.248
			11 - 20	1:49.683	1:49.318	1:49.610	1:49.463	1:49.738					
89	MARCOS URIARTE	15	1 - 10	1:54.591	1:49.363	1:49.763	1:49.700	1:50.069	1:49.171	1:49.367	1:49.787	1:49.794	1:50.354
			11 - 20	1:50.098	1:50.283	1:50.012	1:50.141	1:49.863					
55	NOAH DETTWILER	15	1 - 10	1:53.292	1:50.597	1:50.395	1:49.940	1:49.776	1:49.600	1:49.821	1:49.709	1:49.897	1:49.574
			11 - 20	1:49.879	1:49.958	1:49.898	1:50.134	1:49.902					
57	DANIAL SHAHRIL	15	1 - 10	1:54.863	1:49.622	1:49.770	1:49.218	1:49.549	1:49.377	1:49.614	1:49.824	1:49.780	1:50.013
			11 - 20	1:50.500	1:50.370	1:50.185	1:49.822	1:49.884					
94	FACUNDO LLAMBIAS	15	1 - 10	1:53.987	1:49.482	1:50.453	1:49.444	1:49.836	1:49.157	1:49.226	1:50.347	1:49.913	1:50.205
			11 - 20	1:50.060	1:50.387	1:50.223	1:50.240	1:49.856					
48	GABIN PLANQUES	15	1 - 10	1:52.603	1:49.645	1:50.014	1:50.203	1:51.035	1:49.820	1:49.955	1:50.309	1:49.852	1:49.644
			11 - 20	1:49.935	1:50.224	1:50.220	1:50.098	1:50.314					
50	LEO RAMMERSTORFER	15	1 - 10	1:55.884	1:50.822	1:50.707	1:50.422	1:50.645	1:50.390	1:51.280	1:51.354	1:51.156	1:51.212
			11 - 20	1:51.178	1:50.989	1:50.812	1:50.524	1:51.843					
34	CESARE TIEZZI	15	1 - 10	1:55.810	1:50.821	1:51.011	1:51.798	1:51.559	1:51.806	1:51.471	1:51.376	1:51.846	1:51.996
			11 - 20	1:51.932	1:52.609	1:51.898	1:51.538	1:51.693					
74	ALEX GOURDON	15	1 - 10	1:53.990	1:50.474	1:50.284	1:50.513	1:51.689	1:52.295	1:51.733	1:51.978	1:52.784	1:52.608
			11 - 20	1:53.077	1:52.607	1:52.050	1:51.791	1:51.359					
91	KOTARO UCHIUMI	15	1 - 10	1:54.812	1:50.953	1:51.577	1:51.512	1:51.610	1:51.629	1:51.514	1:51.759	1:51.883	1:52.397
			11 - 20	1:51.928	1:52.694	1:51.921	1:51.551	1:52.009					



FIM JUNIORGP WORLD CHAMPIONSHIP - PORTIMAO
Autódromo Internacional do Algarve

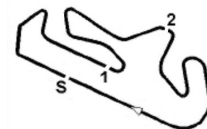
JuniorGP

29 June - 2 July 2023

Laptimes - Race 1 - 15 Laps

Autodromo Internacional Algarve - 4592mtr.

Nbr	Name	Laps	lap	Lap ..1	Lap ..2	Lap ..3	Lap ..4	Lap ..5	Lap ..6	Lap ..7	Lap ..8	Lap ..9	Lap ..0
37	ALESSIO MATTEI	15	1 - 10	1:54.659	1:51.021	1:51.692	1:52.023	1:52.110	1:51.728	1:51.297	1:51.269	1:52.111	1:51.922
			11 - 20	1:52.026	1:52.551	1:51.928	1:51.525	1:52.180					
28	GEOFFREY EMMANUEL	15	1 - 10	1:57.128	1:53.197	1:53.642	1:54.524	1:54.852	1:54.755	1:54.358	1:54.204	1:54.131	1:54.656
			11 - 20	1:54.325	1:54.077	1:53.683	1:54.541	1:54.059					
93	FADILLAH ARBI ADITAMA	14	1 - 10	1:53.865	1:49.844	1:49.644	1:49.473	1:49.562	1:49.002	1:48.817	1:48.879	1:48.641	1:49.254
			11 - 20	1:49.268	1:49.133	1:48.988	1:49.948						
23	ELIA BARTOLINI	4	1 - 10	1:52.286	1:49.553	1:49.165	1:49.790						
11	ADRIÁN CRUCES	3	1 - 10	1:51.161	1:49.525	1:49.160							
8	EDDIE O'SHEA	3	1 - 10	1:52.225	1:48.654	1:49.118							
14	CORMAC BUCHANAN	2	1 - 10	1:50.787	2:27.250								
36	ANGUS GRENFELL	1	1 - 10	1:55.059									
71	TORIN COLLINS		1 - 10										



FIM JUNIORGP WORLD CHAMPIONSHIP - PORTIMAO

Autódromo Internacional do Algarve

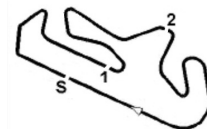
JuniorGP

29 June - 2 July 2023

Sector analyse - Race 1 - 15 Laps

Autodromo Internacional Algarve - 4592mtr.

Pos	Nbr	Name / Team name	Sector 1			Sector 2			Sector 3			theoretical best	Actual best	In
			time	Lap	pos	time	Lap	pos	time	Lap	pos			
1	85	XABIER ZURUTUZA (ESP)	36.231	8	1	30.855	13	4	41.206	7	5	1:48.292	1:48.631	8
2	5	TATCHAKORN BUASRI (THA)	36.312	13	5	30.998	13	11	41.228	7	6	1:48.538	1:48.721	13
3	58	LUCA LUNETTA (ITA)	36.305	3	4	30.824	3	3	41.299	2	11	1:48.428	1:48.843	3
4	22	DAVID ALMANSA (ESP)	36.239	13	2	31.026	5	15	41.324	12	13	1:48.589	1:48.896	5
5	83	ALVARO CARPE (ESP)	36.339	4	8	30.955	2	9	41.261	7	9	1:48.555	1:48.877	3
6	7	JOEL ESTEBAN (ESP)	36.363	7	11	30.870	5	5	41.322	7	12	1:48.555	1:48.888	3
7	18	ÁNGEL PIQUERAS (ESP)	36.267	10	3	30.797	2	2	41.380	7	17	1:48.444	1:49.046	5
8	19	ALESSANDRO MOROSI (ITA)	36.337	5	7	30.975	8	10	41.327	6	14	1:48.639	1:49.044	6
9	12	JACOB ROULSTONE (AUS)	36.352	13	9	31.007	2	13	41.229	3	7	1:48.588	1:49.155	7
10	10	NICO CARRARO (ITA)	36.490	4	14	30.880	4	6	41.258	5	8	1:48.628	1:48.973	5
11	69	MARCOS RUDA (ESP)	36.355	12	10	31.000	2	12	41.329	2	15	1:48.684	1:48.842	12
12	78	JAKOB ROSENTHALER (AUT)	36.550	14	17	31.099	4	19	41.196	9	3	1:48.845	1:49.128	9
13	89	MARCOS URIARTE (ESP)	36.526	5	16	30.902	6	7	41.403	5	19	1:48.831	1:49.171	6
14	55	NOAH DETTWILER (CHE)	36.480	10	13	31.175	6	21	41.650	5	22	1:49.305	1:49.574	10
15	57	DANIAL SHAHRIL (MYS)	36.665	2	21	31.152	2	20	41.274	7	10	1:49.091	1:49.218	4
16	94	FACUNDO LLAMBIAS (URU)	36.639	8	19	30.906	6	8	41.405	7	20	1:48.950	1:49.157	6
17	48	GABIN PLANQUES (FRA)	36.524	10	15	31.189	2	23	41.501	1	21	1:49.214	1:49.644	10
18	50	LEO RAMMERSTORFER (AUT)	36.712	15	23	31.416	4	25	41.956	14	24	1:50.084	1:50.390	6
19	34	CESARE TIEZZI (ITA)	36.904	3	25	31.449	2	26	42.218	9	27	1:50.571	1:50.821	2
20	74	ALEX GOURDON (FRA)	36.882	4	24	31.178	3	22	41.710	2	23	1:49.770	1:50.284	3
21	91	KOTARO UCHIUMI (JPN)	37.301	3	28	31.450	2	27	42.147	9	26	1:50.898	1:50.953	2
22	37	ALESSIO MATTEI (ITA)	37.070	8	26	31.553	2	28	42.219	3	28	1:50.842	1:51.021	2
23	28	GEOFFREY EMMANUEL (IND)	37.818	2	29	32.403	1	29	42.868	13	29	1:53.089	1:53.197	2
24	93	FADILLAH ARBI ADITAMA (INA)	36.332	8	6	31.029	12	16	41.114	9	1	1:48.475	1:48.641	9
25	23	ELIA BARTOLINI (ITA)	36.705	2	22	31.098	3	18	41.333	3	16	1:49.136	1:49.165	3
26	11	ADRIÁN CRUCES (ESP)	36.579	4	18	31.055	1	17	41.199	3	4	1:48.833	1:49.160	3
27	8	EDDIE O'SHEA (GBR)	36.396	2	12	31.014	2	14	41.144	3	2	1:48.554	1:48.654	2
28	14	CORMAC BUCHANAN (NZL)	36.663	2	20	30.773	2	1	41.389	1	18	1:48.825	1:50.787	1
29	36	ANGUS GRENFELL (AUS)	37.285	2	27	31.365	2	24	42.143	1	25	1:50.793	1:55.059	1
30	71	TORIN COLLINS (CAN)												



FIM JUNIORGP WORLD CHAMPIONSHIP - PORTIMAO

Autódromo Internacional do Algarve

JuniorGP

29 June - 2 July 2023

Laps and Sector Times - Race 1 - 15 Laps

Autodromo Internacional Algarve - 4592mtr.

5 TATCHAKORN BUASRI (THA)									HONDA										
lap	Sect-1	Speed	Sect-2	Speed	Sect-3	Speed	TopSpeed	laptime	pit	lap	Sect-1	Speed	Sect-2	Speed	Sect-3	Speed	Topspeed	laptime	pit
1		97.1	31.210	124.9	41.407		150.0	1:51.416		9	36.418	102.4	31.242	<u>125.6</u>	41.728		240.5	1:49.388	
2	36.946	96.8	31.081	121.2	41.421		242.2	1:49.448		10	36.541	100.7	31.288	121.2	41.569		240.0	1:49.398	
3	36.712	103.2	31.389	119.6	41.273		242.2	1:49.374		11	36.579	97.5	31.192	122.3	42.957		242.2	1:50.728	
4	36.551	99.5	31.133	119.9	41.421		242.2	1:49.105		12	36.621	99.4	31.073	122.3	41.496		<u>243.2</u>	1:49.190	
5	36.733	100.0	31.239	116.1	41.716		241.6	1:49.688		13	<u>36.312</u>	101.9	<u>30.998</u>	122.9	41.411		241.1	<u>1:48.721</u>	
6	36.583	101.3	31.146	120.8	41.426		238.4	1:49.155		14	36.754	99.8	31.257	121.9	41.813		241.1	1:49.824	
7	36.467	<u>104.7</u>	31.215	122.6	<u>41.228</u>		238.9	1:48.910		15	36.831	102.3	31.402	124.3	41.636		233.8	1:49.869	
8	36.732	102.1	31.134	124.6	41.464		242.7	1:49.330		16									

7 JOEL ESTEBAN (ESP)									GASGAS										
lap	Sect-1	Speed	Sect-2	Speed	Sect-3	Speed	TopSpeed	laptime	pit	lap	Sect-1	Speed	Sect-2	Speed	Sect-3	Speed	Topspeed	laptime	pit
1		105.4	31.416	127.7	41.359		164.6	1:52.707		9	36.553	<u>109.8</u>	31.421	122.6	41.799		237.9	1:49.773	
2	36.490	100.0	30.960	124.0	41.606		<u>250.6</u>	1:49.056		10	36.713	100.2	31.073	116.3	41.872		244.9	1:49.658	
3	36.433	100.0	31.072	117.8	41.383		240.0	<u>1:48.888</u>		11	36.498	99.2	31.064	119.6	42.055		246.0	1:49.617	
4	36.462	101.7	30.999	120.3	41.891		243.2	1:49.352		12	36.507	101.8	30.939	122.9	41.543		248.3	1:48.989	
5	36.479	102.5	<u>30.870</u>	120.8	41.622		244.3	1:48.971		13	36.400	105.7	31.117	124.6	41.712		240.5	1:49.229	
6	36.497	102.3	31.125	127.5	41.530		241.1	1:49.152		14	36.653	103.7	31.326	121.1	42.338		245.5	1:50.317	
7	<u>36.363</u>	103.5	31.236	122.3	<u>41.322</u>		247.1	1:48.921		15	37.264	100.5	31.147	<u>130.0</u>	41.702		240.0	1:50.113	
8	36.672	101.4	30.954	123.1	41.636		246.0	1:49.262		16									

8 EDDIE O'SHEA (GBR)									HONDA										
lap	Sect-1	Speed	Sect-2	Speed	Sect-3	Speed	TopSpeed	laptime	pit	lap	Sect-1	Speed	Sect-2	Speed	Sect-3	Speed	Topspeed	laptime	pit
1		94.4	31.358	120.5	41.800		154.7	1:52.225		3	36.841	<u>100.0</u>	31.133	121.6	<u>41.144</u>		242.7	1:49.118	
2	<u>36.396</u>	98.5	<u>31.014</u>	<u>121.8</u>	41.244		<u>243.8</u>	<u>1:48.654</u>		4									

10 NICO CARRARO (ITA)									GASGAS										
lap	Sect-1	Speed	Sect-2	Speed	Sect-3	Speed	TopSpeed	laptime	pit	lap	Sect-1	Speed	Sect-2	Speed	Sect-3	Speed	Topspeed	laptime	pit
1		95.3	31.300	121.3	41.437		153.2	1:51.764		9	36.546	102.3	31.094	119.9	41.517		244.3	1:49.157	
2	36.899	94.9	31.281	119.5	41.543		248.8	1:49.723		10	37.058	<u>105.2</u>	31.104	118.3	41.511		244.9	1:49.673	
3	36.683	94.7	31.106	115.8	41.648		247.7	1:49.437		11	36.568	100.2	31.056	117.5	42.198		249.4	1:49.822	
4	<u>36.490</u>	101.6	<u>30.880</u>	121.3	41.762		244.9	1:49.132		12	36.570	98.9	31.128	119.9	41.622		245.5	1:49.320	
5	36.715	103.3	31.000	118.2	<u>41.258</u>		243.8	<u>1:48.973</u>		13	36.849	100.0	31.098	118.9	41.287		245.5	1:49.234	
6	36.769	100.3	31.125	117.6	41.699		236.8	1:49.593		14	37.360	100.9	31.321	120.5	41.495		<u>250.0</u>	1:50.176	
7	36.758	101.5	31.047	120.7	41.330		242.2	1:49.135		15	37.387	97.2	31.468	<u>122.4</u>	41.463		245.5	1:50.318	
8	36.631	101.0	31.052	121.2	41.614		242.2	1:49.297		16									

11 ADRIÁN CRUCES (ESP)									KTM										
lap	Sect-1	Speed	Sect-2	Speed	Sect-3	Speed	TopSpeed	laptime	pit	lap	Sect-1	Speed	Sect-2	Speed	Sect-3	Speed	Topspeed	laptime	pit
1		98.1	<u>31.055</u>	119.2	41.629		145.2	1:51.161		3	36.748	<u>101.2</u>	31.213	118.3	<u>41.199</u>		<u>244.3</u>	<u>1:49.160</u>	
2	37.046	99.7	31.117	<u>119.9</u>	41.362		239.5	1:49.525		4									

12 JACOB ROULSTONE (AUS)									GASGAS										
lap	Sect-1	Speed	Sect-2	Speed	Sect-3	Speed	TopSpeed	laptime	pit	lap	Sect-1	Speed	Sect-2	Speed	Sect-3	Speed	Topspeed	laptime	pit
1		100.6	31.163	117.9	41.441		145.9	1:50.741		9	37.771	<u>110.2</u>	31.620	119.6	41.352		244.3	1:50.743	
2	37.143	101.4	<u>31.007</u>	119.7	41.512		239.5	1:49.662		10	36.620	99.1	31.558	116.5	41.811		241.6	1:49.989	
3	37.072	102.0	31.034	116.0	<u>41.229</u>		231.3	1:49.335		11	36.573	101.3	31.168	120.9	41.495		246.0	1:49.236	


FIM JUNIORGP WORLD CHAMPIONSHIP - PORTIMAO

Autódromo Internacional do Algarve

JuniorGP

29 June - 2 July 2023

Laps and Sector Times - Race 1 - 15 Laps

Autodromo Internacional Algarve - 4592mtr.

4	36.543	100.2	31.254	119.6	41.695	245.5	1:49.492	12	36.701	101.2	31.037	119.7	41.421	243.2	1:49.159
5	36.598	100.9	31.286	120.8	41.309	<u>247.7</u>	1:49.193	13	<u>36.352</u>	103.9	31.217	115.9	42.082	245.5	1:49.651
6	36.598	97.5	31.535	120.1	41.733	242.2	1:49.866	14	36.689	101.8	31.223	118.2	41.420	242.7	1:49.332
7	36.660	102.3	31.153	122.0	41.342	245.5	<u>1:49.155</u>	15	36.689	100.0	31.310	123.6	41.755	241.1	1:49.754
8	36.501	102.6	31.259	<u>123.7</u>	41.610	245.5	1:49.370	16							

14 CORMAC BUCHANAN (NZL)									KTM											
lap	Sect-1	Speed	Sect-2	Speed	Sect-3	Speed	TopSpeed	laptime	pit	lap	Sect-1	Speed	Sect-2	Speed	Sect-3	Speed	Topspeed	laptime	pit	
1		100.7	31.070	118.7	<u>41.389</u>		146.3	<u>1:50.787</u>		2	<u>36.663</u>	<u>102.2</u>	<u>30.773</u>	<u>123.4</u>		Pit In		<u>241.1</u>	<u>2:27.250</u>	

18 ÁNGEL PIQUERAS (ESP)									HONDA										
lap	Sect-1	Speed	Sect-2	Speed	Sect-3	Speed	TopSpeed	laptime	pit	lap	Sect-1	Speed	Sect-2	Speed	Sect-3	Speed	Topspeed	laptime	pit
1		98.5	31.344	120.4	41.664		144.0	1:50.601		9	36.488	99.3	31.228	127.1	41.692		241.1	1:49.408	
2	37.168	100.3	<u>30.797</u>	123.6	41.530		235.8	1:49.495		10	<u>36.267</u>	102.3	31.287	122.2	41.637		<u>241.6</u>	1:49.191	
3	36.517	99.4	31.125	117.5	41.610		240.0	1:49.252		11	36.643	102.0	31.257	119.5	41.587		236.3	1:49.487	
4	36.464	97.8	31.481	118.9	41.566		241.1	1:49.511		12	36.696	101.1	31.118	120.8	41.591		235.3	1:49.405	
5	36.545	102.5	31.062	122.0	41.439		238.4	<u>1:49.046</u>		13	36.625	99.4	31.376	117.0	41.627		235.8	1:49.628	
6	36.875	100.9	31.422	122.0	41.410		234.3	1:49.707		14	37.564	98.9	31.089	121.5	41.962		236.8	1:50.615	
7	36.646	99.4	31.158	118.3	<u>41.380</u>		237.4	1:49.184		15	37.961	100.2	31.082	<u>132.5</u>	41.407		240.0	1:50.450	
8	36.930	<u>103.2</u>	31.123	123.6	41.416		236.8	1:49.469		16									

19 ALESSANDRO MOROSI (ITA)									KTM										
lap	Sect-1	Speed	Sect-2	Speed	Sect-3	Speed	TopSpeed	laptime	pit	lap	Sect-1	Speed	Sect-2	Speed	Sect-3	Speed	Topspeed	laptime	pit
1		99.8	31.072	123.4	41.724		149.4	1:52.234		9	36.489	103.5	31.086	120.4	41.469		241.6	1:49.044	
2	36.644	97.4	31.194	121.6	41.693		241.6	1:49.531		10	36.694	103.6	31.218	118.9	41.626		241.1	1:49.538	
3	36.602	99.3	31.088	117.9	41.497		242.7	1:49.187		11	36.723	100.7	31.154	119.6	41.780		241.1	1:49.657	
4	36.709	99.8	31.217	120.7	41.706		<u>243.2</u>	1:49.632		12	36.635	102.1	31.097	119.7	41.562		242.7	1:49.294	
5	<u>36.337</u>	103.0	31.039	121.3	41.873		241.6	1:49.249		13	36.501	102.8	31.157	114.8	41.644		237.4	1:49.302	
6	36.379	<u>106.1</u>	31.338	116.9	<u>41.327</u>		239.5	<u>1:49.044</u>		14	37.034	96.3	31.065	<u>124.6</u>	41.889		238.9	1:49.988	
7	36.647	99.4	31.008	118.0	41.516		241.6	1:49.171		15	37.323	99.4	31.298	118.6	41.931		241.6	1:50.552	
8	36.595	100.3	<u>30.975</u>	120.5	41.640		242.2	1:49.210		16									

22 DAVID ALMANSA (ESP)									KTM										
lap	Sect-1	Speed	Sect-2	Speed	Sect-3	Speed	TopSpeed	laptime	pit	lap	Sect-1	Speed	Sect-2	Speed	Sect-3	Speed	Topspeed	laptime	pit
1		99.8	31.284	118.6	41.522		148.4	1:50.598		9	36.787	100.3	31.361	120.8	41.814		233.8	1:49.962	
2	36.665	102.6	31.056	118.8	41.578		235.3	1:49.299		10	36.324	101.5	31.285	120.5	41.809		238.9	1:49.418	
3	36.573	101.5	31.087	121.5	41.642		235.3	1:49.302		11	36.905	98.7	31.133	120.1	42.581		241.6	1:50.619	
4	36.758	<u>104.3</u>	31.254	123.1	41.846		234.8	1:49.858		12	36.713	98.3	31.032	120.8	<u>41.324</u>		<u>244.3</u>	1:49.069	
5	36.517	102.5	<u>31.026</u>	122.6	41.353		242.7	<u>1:48.896</u>		13	<u>36.239</u>	100.7	31.180	118.9	41.530		243.8	1:48.949	
6	36.719	99.4	31.264	119.2	41.373		236.3	1:49.356		14	37.373	97.2	31.253	<u>124.6</u>	41.691		242.2	1:50.317	
7	36.764	98.8	31.204	117.0	41.482		232.3	1:49.450		15	37.078	98.7	31.046	122.3	41.398		242.2	1:49.522	
8	36.405	101.3	31.251	120.9	41.377		239.5	1:49.033		16									

23 ELIA BARTOLINI (ITA)									HONDA										
lap	Sect-1	Speed	Sect-2	Speed	Sect-3	Speed	TopSpeed	laptime	pit	lap	Sect-1	Speed	Sect-2	Speed	Sect-3	Speed	Topspeed	laptime	pit
1		<u>103.9</u>	31.278	<u>123.6</u>	41.659		149.4	1:52.286		3	36.734	99.3	<u>31.098</u>	120.5	<u>41.333</u>		240.0	<u>1:49.165</u>	
2	<u>36.705</u>	98.7	31.185	119.3	41.663		<u>242.7</u>	1:49.553		4	36.814	98.5	31.281	119.9	41.695		240.0	1:49.790	



FIM JUNIORGP WORLD CHAMPIONSHIP - PORTIMAO

Autódromo Internacional do Algarve

JuniorGP

29 June - 2 July 2023

Laps and Sector Times - Race 1 - 15 Laps

Autodromo Internacional Algarve - 4592mtr.

28 GEOFFREY EMMANUEL (IND)									KTM										
lap	Sect-1	Speed	Sect-2	Speed	Sect-3	Speed	TopSpeed	laptime	pit	lap	Sect-1	Speed	Sect-2	Speed	Sect-3	Speed	Topspeed	laptime	pit
1		96.0	<u>32.403</u>	<u>113.8</u>	42.893		164.6	1:57.128		9	38.122	<u>102.0</u>	32.970	112.6	43.039		227.8	1:54.131	
2	<u>37.818</u>	99.4	32.454	113.0	42.925		<u>238.4</u>	<u>1:53.197</u>		10	38.319	98.2	32.823	109.6	43.514		227.8	1:54.656	
3	37.981	99.4	32.585	110.9	43.076		234.8	1:53.642		11	38.197	100.4	32.877	110.9	43.251		225.0	1:54.325	
4	38.072	99.5	33.179	113.6	43.273		230.8	1:54.524		12	38.156	98.4	32.768	110.7	43.153		226.4	1:54.077	
5	38.404	97.2	33.006	106.3	43.442		230.8	1:54.852		13	38.242	97.9	32.573	109.0	<u>42.868</u>		229.3	1:53.683	
6	38.510	98.6	32.952	104.7	43.293		226.4	1:54.755		14	38.367	97.0	33.009	113.0	43.165		229.8	1:54.541	
7	37.964	97.6	33.312	111.2	43.082		228.3	1:54.358		15	37.965	<u>102.0</u>	32.844	109.5	43.250		230.3	1:54.059	
8	38.265	99.0	32.966	109.9	42.973		232.3	1:54.204		16									

34 CESARE TIEZZI (ITA)									KTM										
lap	Sect-1	Speed	Sect-2	Speed	Sect-3	Speed	TopSpeed	laptime	pit	lap	Sect-1	Speed	Sect-2	Speed	Sect-3	Speed	Topspeed	laptime	pit
1		95.2	32.072	117.0	42.300		162.9	1:55.810		9	37.585	92.9	32.043	113.0	<u>42.218</u>		240.5	1:51.846	
2	37.077	95.7	<u>31.449</u>	119.2	42.295		241.6	<u>1:50.821</u>		10	37.463	98.1	32.012	115.5	42.521		242.2	1:51.996	
3	<u>36.904</u>	96.9	31.835	112.4	42.272		239.5	1:51.011		11	37.488	96.4	31.863	115.0	42.581		233.3	1:51.932	
4	37.504	96.2	32.009	114.5	42.285		<u>242.7</u>	1:51.798		12	37.779	98.6	32.036	116.6	42.794		232.8	1:52.609	
5	37.379	95.9	31.890	116.8	42.290		239.5	1:51.559		13	37.484	100.7	32.018	114.9	42.396		231.3	1:51.898	
6	37.338	97.0	31.970	116.6	42.498		237.9	1:51.806		14	37.116	<u>101.8</u>	32.064	118.7	42.358		236.8	1:51.538	
7	37.406	100.0	31.723	<u>123.0</u>	42.342		234.8	1:51.471		15	37.117	101.3	32.015	122.2	42.561		234.8	1:51.693	
8	37.161	96.1	31.921	112.6	42.294		241.6	1:51.376		16									

36 ANGUS GRENFELL (AUS)									HONDA										
lap	Sect-1	Speed	Sect-2	Speed	Sect-3	Speed	TopSpeed	laptime	pit	lap	Sect-1	Speed	Sect-2	Speed	Sect-3	Speed	Topspeed	laptime	pit
1		<u>101.5</u>	32.290	117.9	<u>42.143</u>		157.0	<u>1:55.059</u>		2									

37 ALESSIO MATTEI (ITA)									KTM										
lap	Sect-1	Speed	Sect-2	Speed	Sect-3	Speed	TopSpeed	laptime	pit	lap	Sect-1	Speed	Sect-2	Speed	Sect-3	Speed	Topspeed	laptime	pit
1		<u>102.9</u>	32.264	117.3	42.470		159.5	1:54.659		9	37.558	101.8	32.075	116.1	42.478		239.5	1:52.111	
2	37.115	100.6	<u>31.553</u>	120.5	42.353		<u>241.6</u>	<u>1:51.021</u>		10	37.390	101.9	32.166	118.4	42.366		235.3	1:51.922	
3	37.477	100.9	31.996	117.6	<u>42.219</u>		236.3	1:51.692		11	37.510	100.9	32.046	117.8	42.470		234.8	1:52.026	
4	37.532	95.1	32.036	121.2	42.455		231.3	1:52.023		12	37.770	101.9	32.137	111.8	42.644		232.8	1:52.551	
5	37.502	101.6	32.195	118.6	42.413		234.8	1:52.110		13	37.692	100.4	31.887	114.6	42.349		239.5	1:51.928	
6	37.440	99.0	31.914	118.7	42.374		233.3	1:51.728		14	37.370	102.1	31.796	<u>122.3</u>	42.359		237.9	1:51.525	
7	37.143	102.8	31.886	121.5	42.268		233.3	1:51.297		15	37.628	101.2	32.058	117.9	42.494		230.8	1:52.180	
8	<u>37.070</u>	100.1	31.907	117.9	42.292		240.0	1:51.269		16									

48 GABIN PLANQUES (FRA)									KTM										
lap	Sect-1	Speed	Sect-2	Speed	Sect-3	Speed	TopSpeed	laptime	pit	lap	Sect-1	Speed	Sect-2	Speed	Sect-3	Speed	Topspeed	laptime	pit
1		98.9	31.455	117.1	<u>41.501</u>		157.7	1:52.603		9	36.717	100.3	31.431	<u>117.8</u>	41.704		235.3	1:49.852	
2	36.916	99.5	<u>31.189</u>	116.8	41.540		243.2	1:49.645		10	<u>36.524</u>	99.7	31.438	116.1	41.682		236.3	<u>1:49.644</u>	
3	36.840	98.1	31.496	116.0	41.678		<u>243.8</u>	1:50.014		11	36.712	<u>101.6</u>	31.379	116.9	41.844		236.8	1:49.935	
4	36.750	98.5	31.451	115.6	42.002		240.5	1:50.203		12	36.925	98.5	31.537	116.8	41.762		235.8	1:50.224	
5	37.296	100.2	31.695	114.5	42.044		233.3	1:51.035		13	36.839	99.5	31.552	115.9	41.829		237.4	1:50.220	
6	36.907	99.2	31.219	117.6	41.694		238.4	1:49.820		14	36.794	99.7	31.521	115.6	41.783		236.3	1:50.098	
7	36.697	99.4	31.522	116.0	41.736		236.8	1:49.955		15	36.792	99.4	31.552	116.0	41.970		237.9	1:50.314	
8	37.048	97.4	31.379	115.4	41.882		236.8	1:50.309		16									


FIM JUNIORGP WORLD CHAMPIONSHIP - PORTIMAO

Autódromo Internacional do Algarve

JuniorGP

29 June - 2 July 2023

Laps and Sector Times - Race 1 - 15 Laps

Autodromo Internacional Algarve - 4592mtr.

50 LEO RAMMERSTORFER (AUT)										HUSQVARNA									
lap	Sect-1	Speed	Sect-2	Speed	Sect-3	Speed	TopSpeed	laptime	pit	lap	Sect-1	Speed	Sect-2	Speed	Sect-3	Speed	Topspeed	laptime	pit
1		95.2	32.065	116.1	42.227		167.7	1:55.884		9	37.249	101.7	31.647	121.8	42.260		232.3	1:51.156	
2	37.255	99.0	31.449	119.9	42.118		<u>240.5</u>	1:50.822		10	37.040	99.4	31.721	117.8	42.451		233.3	1:51.212	
3	37.039	98.5	31.588	120.8	42.080		<u>240.5</u>	1:50.707		11	37.141	100.1	31.663	118.4	42.374		229.3	1:51.178	
4	36.981	99.2	<u>31.416</u>	121.9	42.025		240.0	1:50.422		12	37.103	100.7	31.489	114.9	42.397		229.8	1:50.989	
5	37.060	100.2	31.606	123.6	41.979		234.8	1:50.645		13	36.958	103.6	31.599	118.7	42.255		232.8	1:50.812	
6	36.927	100.7	31.431	<u>123.7</u>	42.032		234.3	<u>1:50.390</u>		14	37.003	100.2	31.565	121.2	<u>41.956</u>		233.3	1:50.524	
7	37.091	99.3	31.616	120.3	42.573		232.8	1:51.280		15	<u>36.712</u>	<u>107.6</u>	32.474	117.6	42.657		234.3	1:51.843	
8	37.253	95.9	31.817	121.9	42.284		233.8	1:51.354		16									

55 NOAH DETTWILER (CHE)										KTM									
lap	Sect-1	Speed	Sect-2	Speed	Sect-3	Speed	TopSpeed	laptime	pit	lap	Sect-1	Speed	Sect-2	Speed	Sect-3	Speed	Topspeed	laptime	pit
1		98.3	31.466	117.8	42.028		155.4	1:53.292		9	36.648	<u>103.7</u>	31.454	119.2	41.795		237.4	1:49.897	
2	36.966	97.3	31.225	116.5	42.406		241.6	1:50.597		10	<u>36.480</u>	102.9	31.402	119.3	41.692		238.9	<u>1:49.574</u>	
3	37.214	99.0	31.248	117.5	41.933		242.2	1:50.395		11	36.698	99.4	31.296	114.5	41.885		239.5	1:49.879	
4	36.861	99.0	31.336	118.4	41.743		240.5	1:49.940		12	36.741	101.2	31.344	119.2	41.873		242.2	1:49.958	
5	36.731	103.4	31.395	119.6	<u>41.650</u>		241.1	1:49.776		13	36.669	102.6	31.353	119.9	41.876		240.0	1:49.898	
6	36.729	99.5	<u>31.175</u>	118.8	41.696		242.2	1:49.600		14	37.002	101.8	31.301	<u>120.1</u>	41.831		233.8	1:50.134	
7	36.629	99.7	31.420	114.2	41.772		<u>242.7</u>	1:49.821		15	36.645	101.7	31.381	118.4	41.876		238.4	1:49.902	
8	36.670	99.4	31.369	119.9	41.670		240.0	1:49.709		16									

57 DANIAL SHAHRIL (MYS)										HONDA									
lap	Sect-1	Speed	Sect-2	Speed	Sect-3	Speed	TopSpeed	laptime	pit	lap	Sect-1	Speed	Sect-2	Speed	Sect-3	Speed	Topspeed	laptime	pit
1		95.3	31.760	113.2	41.809		167.7	1:54.863		9	36.937	100.0	31.432	118.7	41.411		233.8	1:49.780	
2	<u>36.665</u>	99.1	<u>31.152</u>	116.4	41.805		241.6	1:49.622		10	36.693	99.9	31.539	<u>120.9</u>	41.781		236.8	1:50.013	
3	37.161	100.2	31.216	118.6	41.393		241.1	1:49.770		11	36.822	<u>102.9</u>	31.677	115.1	42.001		234.8	1:50.500	
4	36.676	99.1	31.198	118.6	41.344		<u>245.5</u>	<u>1:49.218</u>		12	37.392	97.1	31.481	119.2	41.497		234.3	1:50.370	
5	36.705	99.9	31.410	118.6	41.434		243.2	1:49.549		13	37.033	97.6	31.594	113.4	41.558		240.5	1:50.185	
6	36.691	101.8	31.305	115.8	41.381		239.5	1:49.377		14	37.056	96.6	31.428	119.5	41.338		238.4	1:49.822	
7	36.913	99.9	31.427	117.0	<u>41.274</u>		238.9	1:49.614		15	37.211	96.4	31.293	120.1	41.380		238.4	1:49.884	
8	36.890	100.1	31.338	116.8	41.596		241.1	1:49.824		16									

58 LUCA LUNETTA (ITA)										KTM									
lap	Sect-1	Speed	Sect-2	Speed	Sect-3	Speed	TopSpeed	laptime	pit	lap	Sect-1	Speed	Sect-2	Speed	Sect-3	Speed	Topspeed	laptime	pit
1		96.9	31.420	<u>129.8</u>	41.726		167.7	1:53.910		9	36.578	103.2	31.048	122.0	41.706		241.1	1:49.332	
2	36.672	102.9	30.888	125.4	<u>41.299</u>		<u>247.1</u>	1:48.859		10	36.480	100.9	31.118	120.3	41.575		243.2	1:49.173	
3	<u>36.305</u>	101.3	<u>30.824</u>	122.3	41.714		242.7	<u>1:48.843</u>		11	36.526	103.1	31.376	123.3	41.867		244.9	1:49.769	
4	36.418	100.4	31.076	128.3	41.595		243.2	1:49.089		12	36.594	98.7	30.969	124.6	41.618		240.0	1:49.181	
5	36.456	103.4	30.938	118.8	41.517		245.5	1:48.911		13	36.690	103.2	31.190	120.5	41.608		232.8	1:49.488	
6	36.640	<u>104.5</u>	31.035	123.0	41.417		236.3	1:49.092		14	37.243	99.5	31.007	<u>129.8</u>	41.910		243.2	1:50.160	
7	36.388	102.6	31.129	121.6	41.501		241.6	1:49.018		15	36.677	99.4	31.428	122.4	41.576		238.4	1:49.681	
8	36.502	100.7	30.990	129.3	41.622		242.2	1:49.114		16									

69 MARCOS RUDA (ESP)										KTM									
lap	Sect-1	Speed	Sect-2	Speed	Sect-3	Speed	TopSpeed	laptime	pit	lap	Sect-1	Speed	Sect-2	Speed	Sect-3	Speed	Topspeed	laptime	pit
1		98.4	31.067	121.5	41.465		155.8	1:51.198		9	36.559	97.3	31.375	120.9	41.720		240.0	1:49.654	
2	36.888	100.0	<u>31.000</u>	120.7	<u>41.329</u>		238.9	1:49.217		10	36.648	98.5	31.246	119.1	41.591		232.8	1:49.485	


FIM JUNIORGP WORLD CHAMPIONSHIP - PORTIMAO

Autódromo Internacional do Algarve

JuniorGP

29 June - 2 July 2023

Laps and Sector Times - Race 1 - 15 Laps

Autodromo Internacional Algarve - 4592mtr.

3	36.828	98.8	31.001	121.2	41.333	232.8	1:49.162	11	36.720	95.1	31.191	117.5	41.960	243.2	1:49.871
4	36.551	99.6	31.264	117.3	41.699	242.7	1:49.514	12	<u>36.355</u>	98.8	31.057	120.7	41.430	238.9	<u>1:48.842</u>
5	36.613	99.3	31.008	120.5	41.366	<u>243.8</u>	1:48.987	13	36.908	99.1	31.172	117.6	41.913	234.3	1:49.993
6	36.658	95.0	31.309	118.4	41.352	241.1	1:49.319	14	37.059	99.4	31.155	<u>121.8</u>	41.884	243.2	1:50.098
7	36.542	<u>100.1</u>	31.242	119.6	41.484	235.8	1:49.268	15	37.750	94.5	31.454	120.8	41.761	234.8	1:50.965
8	36.637	99.0	31.208	120.3	41.403	234.8	1:49.248	16							

71 TORIN COLLINS (CAN)									KTM										
lap	Sect-1	Speed	Sect-2	Speed	Sect-3	Speed	TopSpeed	laptime	pit	lap	Sect-1	Speed	Sect-2	Speed	Sect-3	Speed	Topspeed	laptime	pit

74 ALEX GOURDON (FRA)									HONDA										
lap	Sect-1	Speed	Sect-2	Speed	Sect-3	Speed	TopSpeed	laptime	pit	lap	Sect-1	Speed	Sect-2	Speed	Sect-3	Speed	Topspeed	laptime	pit
1		99.0	31.580	<u>128.1</u>	42.279	156.7	1:53.990	9	37.551	103.6	32.084	125.4	43.149	226.4	1:52.784				
2	37.281	102.0	31.483	115.5	<u>41.710</u>	<u>237.9</u>	1:50.474	10	37.448	101.4	32.361	119.2	42.799	228.3	1:52.608				
3	37.324	100.9	<u>31.178</u>	121.5	41.782	235.8	<u>1:50.284</u>	11	37.650	100.1	32.386	118.8	43.041	225.0	1:53.077				
4	<u>36.882</u>	103.3	31.514	124.4	42.117	237.4	1:50.513	12	37.978	98.3	32.055	121.9	42.574	225.5	1:52.607				
5	37.274	102.8	31.936	124.3	42.479	232.3	1:51.689	13	37.688	100.5	31.954	121.8	42.408	228.3	1:52.050				
6	37.659	<u>106.2</u>	32.362	121.1	42.274	225.5	1:52.295	14	37.524	99.3	31.964	118.0	42.303	231.3	1:51.791				
7	37.263	101.1	31.865	124.6	42.605	231.3	1:51.733	15	37.378	98.0	31.930	123.9	42.051	229.8	1:51.359				
8	37.344	102.9	31.970	123.3	42.664	230.3	1:51.978	16											

78 JAKOB ROSENTHALER (AUT)									HUSQVARNA										
lap	Sect-1	Speed	Sect-2	Speed	Sect-3	Speed	TopSpeed	laptime	pit	lap	Sect-1	Speed	Sect-2	Speed	Sect-3	Speed	Topspeed	laptime	pit
1		96.9	31.208	<u>125.1</u>	41.323	145.2	1:51.499	9	36.744	102.2	31.188	123.1	<u>41.196</u>	242.7	<u>1:49.128</u>				
2	36.985	96.4	31.501	115.9	41.231	<u>246.6</u>	1:49.717	10	36.569	99.2	31.388	118.7	41.291	244.3	1:49.248				
3	36.816	98.9	31.149	117.3	42.291	246.0	1:50.256	11	37.096	103.3	31.124	122.4	41.463	244.3	1:49.683				
4	36.861	100.5	<u>31.099</u>	121.2	41.435	239.5	1:49.395	12	36.668	100.2	31.156	121.8	41.494	244.9	1:49.318				
5	36.649	100.8	31.342	120.5	41.513	243.2	1:49.504	13	36.572	<u>104.2</u>	31.490	120.7	41.548	243.8	1:49.610				
6	36.669	102.3	31.147	121.9	41.400	240.0	1:49.216	14	<u>36.550</u>	101.4	31.363	119.3	41.550	243.2	1:49.463				
7	36.630	103.1	31.559	118.3	41.407	239.5	1:49.596	15	36.765	98.7	31.489	120.4	41.484	244.3	1:49.738				
8	36.762	98.8	31.262	121.6	41.727	241.6	1:49.751	16											

83 ALVARO CARPE (ESP)									HUSQVARNA										
lap	Sect-1	Speed	Sect-2	Speed	Sect-3	Speed	TopSpeed	laptime	pit	lap	Sect-1	Speed	Sect-2	Speed	Sect-3	Speed	Topspeed	laptime	pit
1		92.7	31.003	118.8	41.368	157.9	1:51.170	9	36.429	100.5	31.326	122.6	41.783	238.9	1:49.538				
2	37.029	95.5	<u>30.955</u>	119.3	41.363	238.9	1:49.347	10	36.679	100.4	31.258	118.3	41.683	235.8	1:49.620				
3	36.459	98.3	31.077	122.3	41.341	235.3	<u>1:48.877</u>	11	36.523	97.8	31.202	118.4	41.982	239.5	1:49.707				
4	<u>36.339</u>	100.7	31.331	124.4	41.745	237.4	1:49.415	12	36.550	96.6	31.053	118.6	41.544	236.3	1:49.147				
5	37.085	100.4	31.320	117.0	41.324	236.3	1:49.729	13	36.515	99.2	31.370	111.5	41.779	<u>241.6</u>	1:49.664				
6	36.590	96.8	31.383	123.4	41.445	237.9	1:49.418	14	36.735	99.5	31.283	121.2	42.186	237.4	1:50.204				
7	36.527	<u>101.5</u>	31.142	121.8	<u>41.261</u>	238.9	1:48.930	15	37.457	97.3	31.161	<u>125.9</u>	41.263	233.3	1:49.881				
8	36.473	97.6	31.172	120.0	41.439	238.9	1:49.084	16											

85 XABIER ZURUTUZA (ESP)									KTM										
lap	Sect-1	Speed	Sect-2	Speed	Sect-3	Speed	TopSpeed	laptime	pit	lap	Sect-1	Speed	Sect-2	Speed	Sect-3	Speed	Topspeed	laptime	pit
1		96.4	31.399	125.9	41.672	166.2	1:53.537	9	36.370	<u>102.6</u>	31.400	120.0	41.278	241.1	1:49.048				
2	36.541	97.0	30.915	121.3	41.315	240.5	1:48.771	10	36.813	96.7	31.252	121.5	41.341	238.9	1:49.406				


FIM JUNIORGP WORLD CHAMPIONSHIP - PORTIMAO

Autódromo Internacional do Algarve

JuniorGP

29 June - 2 July 2023

Laps and Sector Times - Race 1 - 15 Laps

Autodromo Internacional Algarve - 4592mtr.

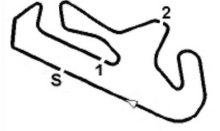
3	36.495	98.0	30.967	121.1	41.309	239.5	1:48.771	11	36.240	102.5	30.901	121.9	41.623	236.3	1:48.764
4	36.536	100.6	31.297	123.3	43.860	239.5	1:51.693	12	37.008	95.7	30.935	124.3	41.396	<u>242.2</u>	1:49.339
5	36.826	97.3	31.030	122.4	41.567	240.5	1:49.423	13	36.640	100.3	<u>30.855</u>	120.7	41.310	240.0	1:48.805
6	36.474	99.1	31.167	122.0	41.394	238.9	1:49.035	14	37.148	95.1	31.366	<u>129.2</u>	41.531	238.9	1:50.045
7	36.334	100.7	31.195	121.2	<u>41.206</u>	238.9	1:48.735	15	37.052	99.1	31.067	127.8	41.367	236.8	1:49.486
8	<u>36.231</u>	98.5	30.966	127.2	41.434	241.6	<u>1:48.631</u>	16							

89 MARCOS URI ARTE (ESP)									HUSQVARNA										
lap	Sect-1	Speed	Sect-2	Speed	Sect-3	Speed	TopSpeed	laptime	pit	lap	Sect-1	Speed	Sect-2	Speed	Sect-3	Speed	Topspeed	laptime	pit
1		96.0	31.588	120.7	41.919		166.7	1:54.591		9	36.817	98.6	31.136	121.9	41.841		237.4	1:49.794	
2	36.697	<u>100.7</u>	31.025	119.9	41.641		<u>242.7</u>	1:49.363		10	37.015	98.1	31.348	118.3	41.991		236.8	1:50.354	
3	36.839	96.9	31.101	118.8	41.823		242.2	1:49.763		11	36.736	99.7	31.299	121.8	42.063		240.5	1:50.098	
4	36.766	97.8	31.175	115.8	41.759		241.6	1:49.700		12	36.971	97.3	31.251	119.6	42.061		238.9	1:50.283	
5	<u>36.526</u>	<u>100.7</u>	32.140	<u>123.1</u>	<u>41.403</u>		241.1	1:50.069		13	37.065	98.1	31.252	115.5	41.695		237.9	1:50.012	
6	36.736	98.2	<u>30.902</u>	118.6	41.533		240.5	<u>1:49.171</u>		14	37.236	99.5	31.168	116.9	41.737		238.9	1:50.141	
7	36.786	97.6	31.099	122.2	41.482		241.1	1:49.367		15	37.068	98.1	31.167	122.3	41.628		237.4	1:49.863	
8	36.695	97.5	31.031	123.0	42.061		241.6	1:49.787		16									

91 KOTARO UCHIUMI (JPN)									KTM										
lap	Sect-1	Speed	Sect-2	Speed	Sect-3	Speed	TopSpeed	laptime	pit	lap	Sect-1	Speed	Sect-2	Speed	Sect-3	Speed	Topspeed	laptime	pit
1		91.5	31.945	116.1	42.345		163.1	1:54.812		9	37.716	97.4	32.020	116.5	<u>42.147</u>		232.8	1:51.883	
2	37.316	97.6	<u>31.450</u>	115.9	42.187		239.5	<u>1:50.953</u>		10	37.766	95.2	32.212	118.9	42.419		233.3	1:52.397	
3	<u>37.301</u>	99.3	31.927	114.5	42.349		<u>240.5</u>	1:51.577		11	37.578	96.6	31.905	115.9	42.445		233.8	1:51.928	
4	37.473	95.7	31.848	119.3	42.191		235.3	1:51.512		12	38.103	97.2	31.957	114.9	42.634		231.8	1:52.694	
5	37.534	96.2	31.914	118.6	42.162		235.8	1:51.610		13	37.667	96.3	31.928	115.4	42.326		236.3	1:51.921	
6	37.579	97.1	31.863	116.4	42.187		232.3	1:51.629		14	37.306	98.4	31.835	<u>120.8</u>	42.410		238.9	1:51.551	
7	37.381	97.7	31.979	116.3	42.154		233.3	1:51.514		15	37.448	<u>100.3</u>	32.154	117.3	42.407		233.8	1:52.009	
8	37.609	94.7	31.935	117.1	42.215		234.3	1:51.759		16									

93 FADILLAH ARBI ADITAMA (INA)									HONDA										
lap	Sect-1	Speed	Sect-2	Speed	Sect-3	Speed	TopSpeed	laptime	pit	lap	Sect-1	Speed	Sect-2	Speed	Sect-3	Speed	Topspeed	laptime	pit
1		96.6	31.698	123.3	41.726		167.4	1:53.865		8	<u>36.332</u>	99.8	31.173	120.1	41.374		242.7	1:48.879	
2	36.928	102.5	31.348	121.6	41.568		241.1	1:49.844		9	36.340	102.5	31.187	118.4	<u>41.114</u>		242.2	<u>1:48.641</u>	
3	37.242	95.6	31.138	118.3	41.264		<u>244.3</u>	1:49.644		10	36.484	100.8	31.391	120.5	41.379		241.6	1:49.254	
4	36.691	96.6	31.475	120.3	41.307		240.5	1:49.473		11	36.550	100.7	31.070	120.3	41.648		239.5	1:49.268	
5	36.556	98.8	31.287	120.9	41.719		241.1	1:49.562		12	36.752	98.3	<u>31.029</u>	123.4	41.352		243.2	1:49.133	
6	36.478	100.7	31.208	120.5	41.316		238.9	1:49.002		13	36.626	99.9	31.166	119.7	41.196		240.5	1:48.988	
7	36.392	<u>102.7</u>	31.234	120.9	41.191		243.8	1:48.817		14	37.052	97.1	31.283	<u>124.1</u>	41.613		242.2	1:49.948	

94 FACUNDO LLAMBIAS (URU)									HONDA										
lap	Sect-1	Speed	Sect-2	Speed	Sect-3	Speed	TopSpeed	laptime	pit	lap	Sect-1	Speed	Sect-2	Speed	Sect-3	Speed	Topspeed	laptime	pit
1		102.4	31.858	<u>127.5</u>	41.588		167.7	1:53.987		9	37.071	100.9	31.310	114.6	41.532		234.8	1:49.913	
2	36.748	<u>104.7</u>	31.192	124.3	41.542		238.4	1:49.482		10	37.036	100.3	31.410	121.9	41.759		236.8	1:50.205	
3	37.891	101.0	31.011	126.0	41.551		<u>238.9</u>	1:50.453		11	36.883	103.7	31.443	122.2	41.734		236.8	1:50.060	
4	36.725	101.0	31.172	119.2	41.547		235.8	1:49.444		12	37.083	101.9	31.540	119.9	41.764		234.8	1:50.387	
5	37.041	102.5	31.267	117.5	41.528		236.8	1:49.836		13	37.259	100.8	31.311	124.0	41.653		235.3	1:50.223	
6	36.740	102.6	<u>30.906</u>	125.7	41.511		234.8	<u>1:49.157</u>		14	37.232	99.9	31.445	123.4	41.563		233.3	1:50.240	



FIM JUNIORGP WORLD CHAMPIONSHIP - PORTIMAO

Autódromo Internacional do Algarve

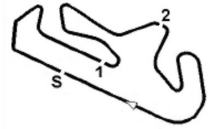
JuniorGP

29 June - 2 July 2023

Laps and Sector Times - Race 1 - 15 Laps

Autodromo Internacional Algarve - 4592mtr.

7	36.676	104.2	31.145	124.6	<u>41.405</u>	236.3	1:49.226	15	36.987	99.5	31.177	122.0	41.692	235.8	1:49.856
8	<u>36.639</u>	104.1	31.402	121.1	42.306	237.4	1:50.347	16							



FIM JUNIORGP WORLD CHAMPIONSHIP - PORTIMAO

Autódromo Internacional do Algarve

Heat name : JuniorGP - Race 1 - 15 Laps
 Heat Date : 02 July 2023
 Track name : Autodromo Internacional Algarve - 4592 mtr.

Participants Started	: 30	Participants Classified	: 30
Participants Finished	: 23	Participants Not Classified	: 0
Participants Not Finished	: 7		

Green flag at	: 11:01:26	Heat recording start time	: 10:44:14
Finish flag waved at	: 11:28:50	Heat recording end time	: 11:32:10
Total time under Green	: 27:23	Total of All Laps in Heat	: 372
Number of cautions	: 0	Total time under Yellow	: 00:00:00
Number of code-60's	: 0	Total time under Code-60	: 00:00:00

Leader history during the Heat

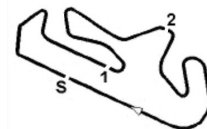
#	Nbr	Lap	to Lap	Name	Motorcycle
1	22	1	3	DAVID ALMANSA	KTM
2	83	4	4	ALVARO CARPE	HUSQVARNA
3	18	5	5	ÁNGEL PIQUERAS	HONDA
4	22	6	6	DAVID ALMANSA	KTM
5	69	7	7	MARCOS RUDA	KTM
6	22	8	8	DAVID ALMANSA	KTM
7	83	9	9	ALVARO CARPE	HUSQVARNA
8	18	10	13	ÁNGEL PIQUERAS	HONDA
9	5	14	14	TATCHAKORN BUASRI	HONDA
10	85	15	15	XABIER ZURUTUZA	KTM

Best Lap time history during the Heat

#	Nbr	lap time	in lap	Name	Motorcycle	time of day
1	22	1:50.598	1	DAVID ALMANSA	KTM	11:03:17
2	22	1:49.299	2	DAVID ALMANSA	KTM	11:05:06
3	69	1:49.217	2	MARCOS RUDA	KTM	11:05:07
4	8	1:48.654	2	EDDIE O'SHEA	HONDA	11:05:07
5	85	1:48.631	8	XABIER ZURUTUZA	KTM	11:16:05

Summary of number of laps in the lead

#	Nbr	Name	Motorcycle	# Laps in the lead
1	18	ÁNGEL PIQUERAS	HONDA	5
2	22	DAVID ALMANSA	KTM	5
3	83	ALVARO CARPE	HUSQVARNA	2
4	5	TATCHAKORN BUASRI	HONDA	1
5	69	MARCOS RUDA	KTM	1
6	85	XABIER ZURUTUZA	KTM	1



FIM JUNIORGP WORLD CHAMPIONSHIP - PORTIMAO

Positions for each lap - Race 1 - 15 Laps

JuniorGP

29 June - 2 July 2023

Positions for each lap

Autodromo Internacional Algarve - 4592mtr.

Pos	Nr.	Name	1	2	3	4	5	6	7	8	9	10	11	12	13	14	15
1	85	XABIER ZURUTUZA	22	22	22	83	18	22	69	22	83	18	18	18	18	5	85
2	5	TATCHAKORN BUASRI	18	18	18	18	22	69	22	69	69	69	83	69	7	83	5
3	58	LUCA LUNETTA	12	12	83	22	69	18	18	83	18	83	69	83	83	69	58
4	22	DAVID ALMANSA	14	69	69	69	12	83	83	18	22	22	58	58	69	7	22
5	83	ALVARO CARPE	11	83	12	12	83	7	7	7	5	5	7	7	58	58	83
6	7	JOEL ESTEBAN	83	11	11	5	7	5	5	5	7	58	19	19	22	18	7
7	18	ÁNGEL PIQUERAS	69	5	8	7	10	12	12	12	58	7	10	22	5	85	18
8	19	ALESSANDRO MOROSI	5	8	5	10	5	10	58	58	10	19	22	10	85	19	19
9	12	JACOB ROULSTONE	78	78	7	19	58	58	10	10	19	10	85	5	19	22	12
10	10	NICO CARRARO	10	10	10	58	19	19	19	19	12	93	5	85	10	93	10
11	69	MARCOS RUDA	8	7	19	23	78	78	78	85	85	85	93	93	93	10	69
12	78	JAKOB ROSENTHALER	19	19	23	78	85	85	85	78	93	78	12	12	12	12	78
13	89	MARCOS URIARTE	23	23	85	48	93	93	93	93	78	12	78	78	78	78	89
14	55	NOAH DETTWILER	48	48	78	85	57	94	94	89	89	57	89	89	55	55	55
15	57	DANIAL SHAHRIL	7	85	58	93	94	57	57	57	57	89	94	55	89	89	57
16	94	FACUNDO LLAMBIAS	55	58	48	94	89	89	89	94	94	94	57	94	57	57	94
17	48	GABIN PLANQUES	85	94	93	89	48	48	48	55	55	55	55	57	94	94	48
18	50	LEO RAMMERSTORFER	93	93	89	57	55	55	55	48	48	48	48	48	48	48	50
19	34	CESARE TIEZZI	58	55	94	55	74	50	50	50	50	50	50	50	50	50	34
20	74	ALEX GOURDON	94	89	57	74	50	74	74	74	74	74	74	74	34	34	74
21	91	KOTARO UCHIUMI	74	74	55	50	91	91	91	91	91	34	34	34	74	91	91
22	37	ALESSIO MATTEI	89	57	74	91	34	34	34	34	34	91	91	91	91	37	37
23	28	GEOFFREY EMMANUEL	37	37	91	37	37	37	37	37	37	37	37	37	37	74	28
24	93	FADILLAH ARBI ADITAMA	91	91	37	34	28	28	28	28	28	28	28	28	28	28	
25	23	ELIA BARTOLINI	57	34	50	28											
26	11	ADRIÁN CRUCES	36	50	34												
27	8	EDDIE O'SHEA	34	28	28												
28	14	CORMAC BUCHANAN	50	14													
29	36	ANGUS GRENFELL	28														