

JUNIORGP

FIM JUNIORGP WORLD CHAMPIONSHIP |

RACE 1A (5 Laps, 20,9 km.)

Revised


Classification

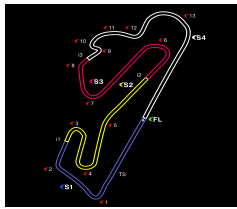
No	Rider	Nat	Team	Bike	Tires	Cl.	Laps	Total Time	Gap	Kph	Best Lap		
											Lap	Time	Kph
1	10 NICO CARRARO	ITA	ASPAR JUNIOR TEAM	GASGAS	DUNLOP	JrGP	5	8:52.648	-	141.3	5	1:45.485	142.7
2	18 ÁNGEL PIQUERAS	SPA	TEAM ESTRELLA GALICIA 0.0	HONDA	DUNLOP	JrGP	5	8:52.650	+0.002	141.3	5	1:45.537	142.7
3	78 JAKOB ROSENTHALER	AUT	LIQUI MOLY HUSQVARNA INTACT GP JUNIOR TEAM	HUSQVARNA	DUNLOP	JrGP	5	8:52.923	+0.275	141.3	3	1:45.475	142.7
4	58 LUCA LUNETTA	ITA	AC RACING TEAM	KTM	DUNLOP	JrGP	5	8:52.971	+0.323	141.2	5	1:45.321	142.9
5	12 JACOB ROULSTONE	AUS	ASPAR JUNIOR TEAM	GASGAS	DUNLOP	JrGP	5	8:53.505	+0.857	141.1	3	1:45.223	143.1
6	85 XABIER ZURUTUZA	SPA	MTA JUNIOR TEAM	KTM	DUNLOP	JrGP	5	8:53.571	+0.923	141.1	5	1:45.282	143.0
7	23 ELIA BARTOLINI	ITA	TEAM ESTRELLA GALICIA 0.0	HONDA	DUNLOP	JrGP	5	8:54.051	+1.403	141.0	4	1:45.015	143.4
8	5 TATCHAKORN BUASRI	THA	HONDA RACING THAILAND	HONDA	DUNLOP	JrGP	5	8:54.100	+1.452	140.9	4	1:45.366	142.9
9	8 EDDIE O'SHEA	GBR	BRITISH TALENT TEAM	HONDA	DUNLOP	JrGP	5	8:54.135	+1.487	140.9	4	1:45.077	143.3
10	7 JOEL ESTEBAN	SPA	ASPAR JUNIOR TEAM	GASGAS	DUNLOP	JrGP	5	8:54.909	+2.261	140.7	5	1:45.127	143.2
11	19 ALESSANDRO MOROSI	ITA	EAGLE-1	KTM	DUNLOP	JrGP	5	8:55.066	+2.418	140.7	5	1:45.282	143.0
12	55 NOAH DETTWILER	SWI	CUNA DE CAMPEONES	KTM	DUNLOP	JrGP	5	8:55.779	+3.131	140.5	4	1:45.895	142.2
13	14 CORMAC BUCHANAN	NZE	AGR TEAM	KTM	DUNLOP	JrGP	5	8:56.153	+3.505	140.4	3	1:45.757	142.4
14	88 SHINYA EZAWA	JPN	ASIA TALENT TEAM	HONDA	DUNLOP	JrGP	5	8:56.800	+4.152	140.2	4	1:45.771	142.3
15	93 FADILLAH ADITAMA	INA	ASTRA HONDA RACING TEAM	HONDA	DUNLOP	JrGP	5	8:56.838	+4.190	140.2	3	1:45.783	142.3
16	50 LEO RAMMERSTORFER	AUT	LIQUI MOLY HUSQVARNA INTACT GP JUNIOR TEAM	HUSQVARNA	DUNLOP	JrGP	5	8:57.039	+4.391	140.2	4	1:45.625	142.5
17	94 FACUNDO LLAMBIAS	URU	TEAM ESTRELLA GALICIA 0.0	HONDA	DUNLOP	JrGP	5	8:57.467	+4.819	140.1	3	1:45.778	142.3
18	69 MARCOS RUDA	SPA	FINETWORK MIR RACING TEAM	KTM	DUNLOP	JrGP	5	8:57.900	+5.252	139.9	2	1:46.436	141.4
19	36 ANGUS GRENFELL	AUS	ARTBOX	HONDA	DUNLOP	JrGP	5	9:05.601	+12.953	138.0	3	1:47.514	140.0
20	48 GABIN PLANQUES	FRA	FIRST BIKE ACADEMY	KTM	DUNLOP	JrGP	5	9:06.630	+13.982	137.7	4	1:47.670	139.8
21	74 ALEX GOURDON	FRA	TEAM ESTRELLA GALICIA 0.0	HONDA	DUNLOP	JrGP	5	9:07.695	+15.047	137.4	4	1:48.231	139.1
22	28 GEOFFREY EMMANUEL	IND	CUNA DE CAMPEONES	KTM	DUNLOP	JrGP	5	9:09.057	+16.409	137.1	4	1:48.469	138.8
23	37 ALESSIO MATTEI	ITA	MTA JUNIOR TEAM	KTM	DUNLOP	JrGP	5	9:26.587	+33.939	132.9	4	1:47.831	139.6
Retired													
71	TORIN COLLINS	CAN	AGR TEAM	KTM	DUNLOP	JrGP	2	10:35.823					
34	CESARE TIEZZI	ITA	AC RACING TEAM	KTM	DUNLOP	JrGP	1	1:54.457					
Disqualified													
83	ALVARO CARPE	SPA	STV LAGLISSE RACING	HUSQVARNA	DUNLOP	JrGP	5	8:52.895			3	1:44.982	143.4

Pole Position:	ÁNGEL PIQUERAS		
Fastest Lap:	Lap3	ALVARO CARPE	1:44.982 143.4 Kph

Published at: 17:23

Track Status: **DRY**

Clerk of the course: João Pedro Lima		Timekeeper
--	---	-------------------



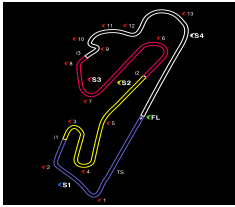
JUNIORGP FIM JUNIORGP WORLD CHAMPIONSHIP ESTORIL 2023 RACE 1A

Revised

Sector Analysis

— Invalidated Lap ■ Personal Best ■ Session Best B Crossing the pit lane

Lap	Time	Sector 1	Sector 2	Sector 3	Sector 4	Elapsed	Lap	Time	Sector 1	Sector 2	Sector 3	Sector 4	Elapsed	
5	TATCHAKORN BUASRI THA HONDA RACING THAILAND HONDA							19	ALESSANDRO MOROSI ITA EAGLE-1 KTM					
1	1:50.140	24.864	27.384	24.582	33.310	1:50.140	1	1:51.404	25.529	27.486	24.710	33.679	1:51.404	
2	1:47.341	21.460	27.216	24.719	33.946	3:37.481	2	1:46.710	21.131	27.082	24.583	33.914	3:38.114	
3	1:45.747	21.439	26.998	24.292	33.018	5:23.228	3	1:45.981	21.182	27.130	24.472	33.197	5:24.095	
4	1:45.366	21.031	27.140	24.213	32.982	7:08.594	4	1:45.689	21.273	27.056	24.313	33.047	7:09.784	
5	1:45.506	21.026	27.034	24.256	33.190	8:54.100	5	1:45.282	21.131	26.967	24.152	33.032	8:55.066	
7	JOEL ESTEBAN SPA ASPAR JUNIOR TEAM GASGAS							23	ELIA BARTOLINI ITA TEAM ESTRELLA GALICIA 0,0 HONDA					
1	1:52.091	26.033	27.966	24.571	33.521	1:52.091	1	1:51.673	26.107	27.643	24.571	33.352	1:51.673	
2	1:46.627	21.987	27.021	24.370	33.249	3:38.718	2	1:46.274	21.082	27.230	24.483	33.479	3:37.947	
3	1:45.791	21.327	27.028	24.368	33.068	5:24.509	3	1:45.912	21.289	27.044	24.257	33.322	5:23.859	
4	1:45.273	21.173	27.161	24.172	32.767	7:09.782	4	1:45.015	21.254	26.805	24.215	32.741	7:08.874	
5	1:45.127	21.074	26.915	24.131	33.007	8:54.909	5	1:45.177	20.943	26.879	24.253	33.102	8:54.051	
8	EDDIE O'SHEA GBR BRITISH TALENT TEAM HONDA							28	GEOFFREY EMMANUEL IND CUNA DE CAMPEONES KTM					
1	1:51.023	25.722	27.458	24.664	33.179	1:51.023	1	1:53.793	26.788	27.720	25.228	34.057	1:53.793	
2	1:46.646	21.246	27.014	24.444	33.942	3:37.669	2	1:49.301	21.596	27.556	25.245	34.904	3:43.094	
3	1:45.937	21.358	27.019	24.226	33.334	5:23.606	3	1:48.920	21.899	27.801	25.285	33.935	5:32.014	
4	1:45.077	21.235	26.850	24.074	32.918	7:08.683	4	1:48.469	21.820	27.434	25.128	34.087	7:20.483	
5	1:45.452	21.104	27.083	24.229	33.036	8:54.135	5	1:48.574	21.623	27.523	25.148	34.280	9:09.057	
10	NICO CARRARO ITA ASPAR JUNIOR TEAM GASGAS							34	CESARE TIEZZI ITA AC RACING TEAM KTM					
1	1:49.824	24.650	27.284	24.451	33.439	1:49.824	1	1:54.457	26.392	28.493	25.522	34.050	1:54.457	
2	1:46.027	21.280	27.139	24.420	33.188	3:35.851								
3	1:45.766	21.311	27.065	24.245	33.145	5:21.617								
4	1:45.546	21.247	26.926	24.290	33.083	7:07.163								
5	1:45.485	21.283	27.076	24.164	32.962	8:52.648								
12	JACOB ROULSTONE AUS ASPAR JUNIOR TEAM GASGAS							36	ANGUS GRENFELL AUS ARTBOX HONDA					
1	1:50.835	25.311	27.535	24.596	33.393	1:50.835	1	1:54.035	27.137	27.967	25.024	33.907	1:54.035	
2	1:46.688	21.040	27.313	24.411	33.924	3:37.523	2	1:48.365	21.722	27.523	25.005	34.115	3:42.400	
3	1:45.223	21.233	26.854	24.146	32.990	5:22.746	3	1:47.514	21.430	27.568	24.721	33.795	5:29.914	
4	1:45.415	21.330	26.980	24.032	33.073	7:08.161	4	1:47.953	21.545	27.590	24.891	33.927	7:17.867	
5	1:45.344	21.084	26.923	24.211	33.126	8:53.505	5	1:47.734	21.394	27.661	24.751	33.928	9:05.601	
14	CORMAC BUCHANAN NZE AGR TEAM KTM							37	ALESSIO MATTEI ITA MTA JUNIOR TEAM KTM					
1	1:51.457	25.609	27.467	24.936	33.445	1:51.457	1	1:54.837	26.975	28.055	25.570	34.237	1:54.837	
2	1:46.696	21.196	27.172	24.579	33.749	3:38.153	2	1:48.564	21.856	27.459	25.133	34.116	3:43.401	
3	1:45.757	21.269	27.089	24.262	33.137	5:23.910	3	1:48.043	21.775	27.661	24.920	33.687	5:31.444	
4	1:45.997	21.540	27.274	24.212	32.971	7:09.907	4	1:47.831	21.658	27.472	24.894	33.807	7:19.275	
5	1:46.246	21.305	27.549	24.235	33.157	8:56.153	5	2:07.312	21.506	27.456	24.849	53.501	9:26.587	
18	ÁNGEL PIQUERAS SPA TEAM ESTRELLA GALICIA 0,0 HONDA							48	GABIN PLANQUES FRA FIRST BIKE ACADEMY KTM					
1	1:49.864	24.776	27.218	24.558	33.312	1:49.864	1	1:54.965	27.387	28.125	25.187	34.266	1:54.965	
2	1:45.974	21.308	26.979	24.357	33.330	3:35.838	2	1:48.317	21.785	27.340	24.834	34.358	3:43.282	
3	1:45.609	21.361	26.924	24.254	33.070	5:21.447	3	1:47.937	21.759	27.650	24.659	33.869	5:31.219	
4	1:45.666	21.373	26.879	24.304	33.110	7:07.113	4	1:47.670	21.650	27.356	24.867	33.797	7:18.889	
5	1:45.537	21.236	26.928	24.272	33.101	8:52.650	5	1:47.741	21.502	27.556	24.862	33.821	9:06.630	
							50	LEO RAMMERSTORFER AUT LIQUI MOLY HUSQVARNA INTACT C HUSQVARNA						
							1	1:52.667	26.390	28.189	24.879	33.209	1:52.667	



JUNIORGP

FIM JUNIORGP WORLD CHAMPIONSHIP ESTORIL 2023

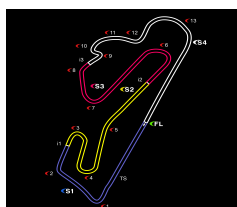
RACE 1A

Revised

Sector Analysis

— Invalidated Lap ■ Personal Best ■ Session Best B Crossing the pit lane

Lap	Time	Sector 1	Sector 2	Sector 3	Sector 4	Elapsed	Lap	Time	Sector 1	Sector 2	Sector 3	Sector 4	Elapsed
2	1:46.142	21.296	27.046	24.668	33.132	3:38.809	5	1:45.726	21.337	27.109	24.318	32.962	8:52.895
3	1:46.516	21.714	27.262	24.591	32.949	5:25.325	85 XABIER ZURUTUZA SPA						
4	1:45.625	21.093	26.976	24.511	33.045	7:10.950	MTA JUNIOR TEAM KTM						
5	1:46.089	21.160	27.171	24.438	33.320	8:57.039	1	1:50.856	25.426	27.421	24.791	33.218	1:50.856
55 NOAH DETTWILER SWI							2	1:46.658	21.184	27.209	24.637	33.628	3:37.514
CUNA DE CAMPEONES KTM							3	1:45.298	21.335	26.826	24.297	32.840	5:22.812
1	1:50.778	25.223	27.415	24.684	33.456	1:50.778	4	1:45.477	21.372	26.980	24.187	32.938	7:08.289
2	1:47.141	21.677	27.098	24.529	33.837	3:37.919	5	1:45.282	21.157	26.925	24.268	32.932	8:53.571
3	1:45.963	21.255	27.014	24.206	33.488	5:23.882	88 SHINYA EZAWA JPN						
4	1:45.895	21.404	26.964	24.309	33.218	7:09.777	ASIA TALENT TEAM HONDA						
5	1:46.002	21.362	26.937	24.378	33.325	8:55.779	1	1:52.183	26.501	27.552	24.763	33.367	1:52.183
58 LUCA LUNETTA ITA							2	1:46.581	21.271	27.195	24.700	33.415	3:38.764
AC RACING TEAM KTM							3	1:45.984	21.526	27.098	24.343	33.017	5:24.748
1	1:49.922	24.961	27.407	24.495	33.059	1:49.922	4	1:45.771	21.209	27.234	24.314	33.014	7:10.519
2	1:46.637	21.407	27.332	24.610	33.288	3:36.559	5	1:46.281	21.218	27.109	24.548	33.406	8:56.800
3	1:45.610	21.483	26.984	24.140	33.003	5:22.169	93 FADILLAH ADITAMA INA						
4	1:45.481	21.382	26.928	24.187	32.984	7:07.650	ASTRA HONDA RACING TEAM HONDA						
5	1:45.321	21.211	27.007	24.180	32.923	8:52.971	1	1:52.121	25.901	27.908	24.675	33.637	1:52.121
69 MARCOS RUDA SPA							2	1:47.098	22.283	27.213	24.440	33.162	3:39.219
FINETWORK MIR RACING TEAM KTM							3	1:45.783	21.282	27.240	24.337	32.924	5:25.002
1	1:51.762	25.837	27.636	24.780	33.509	1:51.762	4	1:45.793	21.203	27.126	24.366	33.098	7:10.795
2	1:46.436	21.324	27.149	24.520	33.443	3:38.198	5	1:46.043	21.049	27.229	24.441	33.324	8:56.838
3	1:46.440	21.616	27.050	24.478	33.296	5:24.638	94 FACUNDO LLAMBIAS URU						
4	1:46.804	21.543	27.367	24.479	33.415	7:11.442	TEAM ESTRELLA GALICIA 0,0 HONDA						
5	1:46.458	21.348	27.159	24.561	33.390	8:57.900	1	1:52.360	26.211	27.675	25.112	33.362	1:52.360
71 TORIN COLLINS CAN							2	1:45.948	21.253	27.014	24.542	33.139	3:38.308
AGR TEAM KTM							3	1:45.778	21.339	27.197	24.330	32.912	5:24.086
1	1:54.369	27.102	28.284	25.058	33.925	1:54.369	4	1:46.296	21.681	27.168	24.365	33.082	7:10.382
2	8:41.454 B					10:35.823	5	1:47.085	21.171	27.280	25.280	33.354	8:57.467
74 ALEX GOURDON FRA													
TEAM ESTRELLA GALICIA 0,0 HONDA													
1	1:53.995	26.908	27.869	25.246	33.972	1:53.995							
2	1:48.790	21.624	27.709	25.216	34.241	3:42.785							
3	1:48.421	21.664	27.781	24.965	34.011	5:31.206							
4	1:48.231	21.776	27.663	24.920	33.872	7:19.437							
5	1:48.258	21.572	27.534	25.004	34.148	9:07.695							
78 JAKOB ROSENTHALER AUT													
LIQUI MOLY HUSQVARNA INTACT C HUSQVARNA													
1	1:50.338	25.040	27.395	24.554	33.349	1:50.338							
2	1:45.841	21.299	26.939	24.420	33.183	3:36.179							
3	1:45.475	21.233	26.933	24.366	32.943	5:21.654							
4	1:45.557	21.340	26.984	24.366	32.867	7:07.211							
5	1:45.712	21.109	27.201	24.360	33.042	8:52.923							
83 ALVARO CARPE SPA													
STV LAGLISSE RACING HUSQVARNA													
1	1:50.284	25.102	27.380	24.703	33.099	1:50.284							
2	1:46.904	21.243	27.049	24.659	33.953	3:37.188							
3	1:44.982	21.276	26.800	24.112	32.794	5:22.170							
4	1:44.999	21.096	26.746	24.377	32.780	7:07.169							

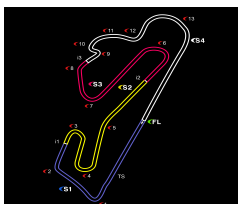


JUNIORGP FIM JUNIORGP WORLD CHAMPIONSHIP ESTORIL 2023 RACE 1A

Revised

Best Sector Times

Sector 1			Sector 2			Sector 3			Sector 4			Ideal Lap		Best Lap
Pos	No Rider	Time	No Rider	Time	No Rider	Time	No Rider	Time	Pos	No	Lap	Best Lap		
1	23 E.BARTOLINI	20.943	83 A.CARPE	26.746	12 J.ROULSTONE	24.032	23 E.BARTOLINI	32.741	1	23	1:44.704	1:45.015 (2)		
2	5 T.BUASRI	21.026	23 E.BARTOLINI	26.805	8 E.O'SHEA	24.074	7 J.ESTEBAN	32.767	2	83	1:44.734	1:44.982 (1)		
3	12 J.ROULSTONE	21.040	85 X.ZURUTUZA	26.826	83 A.CARPE	24.112	83 A.CARPE	32.780	3	7	1:44.887	1:45.127 (4)		
4	93 F.ADITAMA	21.049	8 E.O'SHEA	26.850	7 J.ESTEBAN	24.131	85 X.ZURUTUZA	32.840	4	12	1:44.916	1:45.223 (5)		
5	7 J.ESTEBAN	21.074	12 J.ROULSTONE	26.854	58 L.LUNETTA	24.140	78 J.ROSENTHALER	32.867	5	8	1:44.946	1:45.077 (3)		
6	50 L.RAMMERSTORFER	21.093	18 Á.PIQUERAS	26.879	19 A.MOROSI	24.152	94 F.LLAMBIAS	32.912	6	85	1:45.010	1:45.282 (6)		
7	83 A.CARPE	21.096	7 J.ESTEBAN	26.915	10 N.CARRARO	24.164	8 E.O'SHEA	32.918	7	58	1:45.202	1:45.321 (8)		
8	8 E.O'SHEA	21.104	10 N.CARRARO	26.926	85 X.ZURUTUZA	24.187	58 L.LUNETTA	32.923	8	5	1:45.219	1:45.366 (9)		
9	78 J.ROSENTHALER	21.109	58 L.LUNETTA	26.928	55 N.DETTWILER	24.206	93 F.ADITAMA	32.924	9	78	1:45.269	1:45.475 (10)		
10	19 A.MOROSI	21.131	78 J.ROSENTHALER	26.933	14 C.BUCHANAN	24.212	50 L.RAMMERSTORFER	32.949	10	19	1:45.282	1:45.282 (7)		
11	85 X.ZURUTUZA	21.157	55 N.DETTWILER	26.937	5 T.BUASRI	24.213	10 N.CARRARO	32.962	11	10	1:45.299	1:45.485 (11)		
12	94 F.LLAMBIAS	21.171	19 A.MOROSI	26.967	23 E.BARTOLINI	24.215	14 C.BUCHANAN	32.971	12	94	1:45.427	1:45.778 (16)		
13	14 C.BUCHANAN	21.196	50 L.RAMMERSTORFER	26.976	18 Á.PIQUERAS	24.254	5 T.BUASRI	32.982	13	93	1:45.436	1:45.783 (17)		
14	88 S.EZAWA	21.209	5 T.BUASRI	26.998	88 S.EZAWA	24.314	12 J.ROULSTONE	32.990	14	18	1:45.439	1:45.537 (12)		
15	58 L.LUNETTA	21.211	94 F.LLAMBIAS	27.014	94 F.LLAMBIAS	24.330	88 S.EZAWA	33.014	15	50	1:45.456	1:45.625 (13)		
16	18 Á.PIQUERAS	21.236	69 M.RUDA	27.050	93 F.ADITAMA	24.337	19 A.MOROSI	33.032	16	14	1:45.468	1:45.757 (14)		
17	10 N.CARRARO	21.247	14 C.BUCHANAN	27.089	78 J.ROSENTHALER	24.360	18 Á.PIQUERAS	33.070	17	55	1:45.616	1:45.895 (18)		
18	55 N.DETTWILER	21.255	88 S.EZAWA	27.098	50 L.RAMMERSTORFER	24.438	55 N.DETTWILER	33.218	18	88	1:45.635	1:45.771 (15)		
19	69 M.RUDA	21.324	93 F.ADITAMA	27.126	69 M.RUDA	24.478	69 M.RUDA	33.296	19	69	1:46.148	1:46.436 (19)		
20	36 A.GRENFELL	21.394	48 G.PLANQUES	27.340	48 G.PLANQUES	24.659	37 A.MATTEI	33.687	20	48	1:47.298	1:47.670 (21)		
21	48 G.PLANQUES	21.502	28 G.EMMANUEL	27.434	36 A.GRENFELL	24.721	36 A.GRENFELL	33.795	21	36	1:47.433	1:47.514 (20)		
22	37 A.MATTEI	21.506	37 A.MATTEI	27.456	37 A.MATTEI	24.849	48 G.PLANQUES	33.797	22	37	1:47.498	1:47.831 (22)		
23	74 A.GOURDON	21.572	36 A.GRENFELL	27.523	74 A.GOURDON	24.920	74 A.GOURDON	33.872	23	74	1:47.898	1:48.231 (23)		
24	28 G.EMMANUEL	21.596	74 A.GOURDON	27.534	71 T.COLLINS	25.058	71 T.COLLINS	33.925	24	28	1:48.093	1:48.469 (24)		



JUNIORGP

FIM JUNIORGP WORLD CHAMPIONSHIP ESTORIL 2023

RACE 1A (5 Laps, 20,9 km.)

Starting Grid

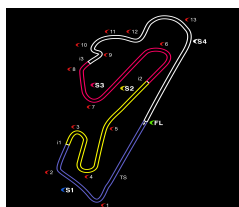
	<u>28 EMMANUEL. GEOFFRE</u> 26	<u>74 GOURDON. ALEX</u> 25	9
<u>37 MATTEI. ALESSIO</u> 24	<u>48 PLANQUES. GABIN</u> 23	<u>71 COLLINS. TORIN</u> 22	8
<u>36 GRENFELL. ANGUS</u> 21	<u>34 TIEZZI. CESARE</u> 20	<u>50 RAMMERSTORFER. LE</u> 19	7
<u>88 EZAWA. SHINYA</u> 18	<u>94 LLAMBIAS. FACUNDO</u> 17	<u>93 ADITAMA. FADILLAH</u> 16	6
<u>23 BARTOLINI. ELIA</u> 15	<u>69 RUDA. MARCOS</u> 14	<u>8 O'SHEA. EDDIE</u> 13	5
<u>14 BUCHANAN. CORMAC</u> 12	<u>55 DETTWILER. NOAH</u> 11	<u>7 ESTEBAN. JOEL</u> 10	4
<u>78 ROSENTHALER. JAKO</u> 9	<u>12 ROULSTONE. JACOB</u> 8	<u>19 MOROSI. ALESSANDRO</u> 7	3
<u>83 CARPE. ALVARO</u> 6	<u>85 ZURUTUZA. XABIER</u> 5	<u>5 BUASRI. TATCHAKORN</u> 4	2
<u>58 LUNETTA. LUCA</u> 3	<u>10 CARRARO. NICO</u> 2	<u>18 PIQUERAS. ÁNGEL</u> 1	1

↓
Pole

Clerk of the course:

João Pedro Lima

Timekeeper



JUNIORGP

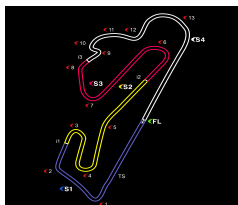
FIM JUNIORGP WORLD CHAMPIONSHIP ESTORIL 2023

RACE 1A

Revised

Lap Chart

No	Pos	Grid	Lap				
			1	2	3	4	5
18	1	18	10	18	18	18	10
10	2	10	18	10	10	10	18
58	3	58	58	78	78	83	83
5	4	5	5	58	58	78	78
85	5	85	83	83	83	58	58
83	6	83	78	5	12	12	12
19	7	19	55	85	85	85	85
12	8	12	12	12	5	5	23
78	9	78	85	8	8	8	5
7	10	7	8	55	23	23	8
55	11	55	19	23	55	55	7
14	12	14	14	19	14	7	19
8	13	8	23	14	94	19	55
69	14	69	69	69	19	14	14
23	15	23	7	94	7	94	88
93	16	93	93	7	69	88	93
94	17	94	88	88	88	93	50
88	18	88	94	50	93	50	94
50	19	50	50	93	50	69	69
34	20	34	28	36	36	36	36
36	21	36	74	74	74	48	48
71	22	71	36	28	48	37	74
48	23	48	71	48	37	74	28
37	24	37	34	37	28	28	37
74	25	74	37	71			
28	26	28	48				



JUNIORGP

FIM JUNIORGP WORLD CHAMPIONSHIP ESTORIL 2023

After RACE 1A

Revised

Event maximum speed

No Rider	Team	Bike	Class	Top Speed	Lap	Session
19 ALESSANDRO MOROSI	EAGLE-1	KTM	JrGP	255.6	3	RACE 1A
8 EDDIE O'SHEA	BRITISH TALENT TEAM	HONDA	JrGP	255.0	2	RACE
88 SHINYA EZAWA	ASIA TALENT TEAM	HONDA	JrGP	255.0	2	RACE 1A
7 JOEL ESTEBAN	ASPAR JUNIOR TEAM	GASGAS	JrGP	254.4	2	RACE
93 FADILLAH ADITAMA	ASTRA HONDA RACING TEAM	HONDA	JrGP	254.4	2	RACE
83 ALVARO CARPE	STV LAGLISSE RACING	HUSQVARNA	JrGP	253.8	2	RACE
12 JACOB ROULSTONE	ASPAR JUNIOR TEAM	GASGAS	JrGP	253.2	2	RACE
10 NICO CARRARO	ASPAR JUNIOR TEAM	GASGAS	JrGP	252.7	17	PRACTICE
22 DAVID ALMANSA	FINETWORK MIR RACING TEAM	KTM	JrGP	252.7	2	RACE
85 XABIER ZURUTUZA	MTA JUNIOR TEAM	KTM	JrGP	252.7	2	RACE
94 FACUNDO LLAMBIAS	TEAM ESTRELLA GALICIA 0,0	HONDA	JrGP	252.7	2	RACE
5 TATCHAKORN BUASRI	HONDA RACING THAILAND	HONDA	JrGP	252.1	3	RACE
14 CORMAC BUCHANAN	AGR TEAM	KTM	JrGP	251.5	2	RACE
78 JAKOB ROSENTHALER	LIQUI MOLY HUSQVARNA INTACT GP JUNIOR TEAM	HUSQVARNA	JrGP	251.5	2	RACE 1A
50 LEO RAMMERSTORFER	LIQUI MOLY HUSQVARNA INTACT GP JUNIOR TEAM	HUSQVARNA	JrGP	250.9	5	RACE 1A
55 NOAH DETTWILER	CUNA DE CAMPEONES	KTM	JrGP	250.9	2	RACE
69 MARCOS RUDA	FINETWORK MIR RACING TEAM	KTM	JrGP	250.9	2	RACE 1A
11 ADRIÁN CRUCES	STV LAGLISSE RACING	HUSQVARNA	JrGP	250.4	5	RACE
58 LUCA LUNETTA	AC RACING TEAM	KTM	JrGP	250.4	7	RACE
34 CESARE TIEZZI	AC RACING TEAM	KTM	JrGP	248.7	2	RACE 1A
91 KOTARO UCHIUMI	MTA JUNIOR TEAM	KTM	JrGP	248.1	4	FP 2
18 ÁNGEL PIQUERAS	TEAM ESTRELLA GALICIA 0,0	HONDA	JrGP	247.6	2	RACE
28 GEOFFREY EMMANUEL	CUNA DE CAMPEONES	KTM	JrGP	247.0	4	RACE 1A
23 ELIA BARTOLINI	TEAM ESTRELLA GALICIA 0,0	HONDA	JrGP	245.9	4	FP 2
36 ANGUS GRENFELL	ARTBOX	HONDA	JrGP	245.9	2	RACE
48 GABIN PLANQUES	FIRST BIKE ACADEMY	KTM	JrGP	245.9	2	RACE
71 TORIN COLLINS	AGR TEAM	KTM	JrGP	245.3	2	RACE
37 ALESSIO MATTEI	MTA JUNIOR TEAM	KTM	JrGP	243.2	2	RACE
74 ALEX GOURDON	TEAM ESTRELLA GALICIA 0,0	HONDA	JrGP	242.6	3	RACE



JUNIORGP

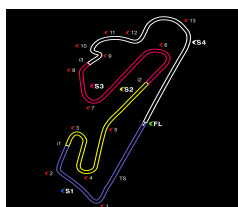
FIM JUNIORGP WORLD CHAMPIONSHIP ESTORIL 2023

RACE 1A

Revised

Fastest Lap Sequence

Elapsed	No Rider	Team	Bike	Class	Time	Kph	Lap
3:35.838	18 ÁNGEL PIQUERAS	TEAM ESTRELLA GALICIA 0,0	HONDA	JrGP	1:45.974	142.1	2
3:36.179	78 JAKOB ROSENTHALER	LIQUI MOLY HUSQVARNA INTACT GP JUNIOR TEAM	HUSQVARNA	JrGP	1:45.841	142.2	2
5:21.447	18 ÁNGEL PIQUERAS	TEAM ESTRELLA GALICIA 0,0	HONDA	JrGP	1:45.609	142.6	3
5:21.654	78 JAKOB ROSENTHALER	LIQUI MOLY HUSQVARNA INTACT GP JUNIOR TEAM	HUSQVARNA	JrGP	1:45.475	142.7	3
5:22.170	83 ALVARO CARPE	STV LAGLISSE RACING	HUSQVARNA	JrGP	1:44.982	143.4	3



JUNIORGP FIM JUNIORGP WORLD CHAMPIONSHIP ESTORIL 2023 RACE 1A

Revised

Analysis by lap

Lapped

No	Lap Time	Gap	No	Lap Time	Gap	No	Lap Time	Gap	No	Lap Time	Gap	No	Lap Time	Gap									
Lap 1																							
18	1:45.609		58	1:45.321	0.323	10	1:45.766	0.170	12	1:45.344	0.857	78	1:45.475	0.207	85	1:45.282	0.923	23	1:45.177	1.403			
10	1:49.824	0.000	12	1:45.223	1.299	83	1:44.982	0.723	5	1:45.506	1.452	58	1:49.922	0.098	8	1:45.452	1.487	8	1:45.127	2.261	5	1:50.140	0.316
58	1:49.222	0.098	5	1:45.747	1.781	85	1:45.298	1.365	19	1:45.282	2.418	5	1:50.284	0.460	8	1:45.127	2.261	7	1:45.127	2.261	78	1:50.338	0.514
5	1:50.140	0.316	8	1:45.937	2.159	5	1:45.298	1.365	55	1:46.002	3.131	78	1:50.338	0.514	23	1:45.912	2.412	55	1:46.002	3.131	55	1:50.778	0.954
83	1:50.284	0.460	23	1:45.912	2.412	8	1:45.937	2.159	14	1:46.246	3.505	55	1:50.778	0.954	55	1:45.963	2.435	14	1:46.246	3.505	12	1:50.835	1.011
78	1:50.338	0.514	55	1:45.963	2.435	14	1:45.757	2.463	88	1:46.281	4.152	12	1:50.835	1.011	14	1:45.757	2.463	93	1:46.043	4.190	85	1:50.856	1.032
55	1:50.778	0.954	14	1:45.757	2.463	94	1:45.778	2.639	93	1:46.043	4.190	8	1:51.023	1.199	94	1:45.778	2.639	50	1:46.089	4.391	8	1:51.023	1.199
12	1:50.835	1.011	94	1:45.981	2.648	19	1:45.981	2.648	50	1:46.089	4.391	19	1:51.404	1.580	19	1:45.981	2.648	94	1:47.085	4.819	19	1:51.404	1.580
85	1:50.856	1.032	7	1:45.791	3.062	7	1:45.791	3.062	94	1:47.085	4.819	14	1:51.457	1.633	7	1:45.791	3.062	69	1:46.458	5.252	23	1:51.673	1.849
8	1:51.023	1.199	69	1:46.440	3.191	69	1:46.440	3.191	36	1:47.734	12.953	23	1:51.673	1.849	88	1:45.984	3.301	48	1:47.741	13.982	69	1:51.762	1.938
19	1:51.404	1.580	88	1:45.984	3.301	88	1:45.984	3.301	48	1:47.741	13.982	7	1:52.091	2.267	93	1:45.783	3.555	7	1:52.091	2.267			
14	1:51.457	1.633	93	1:45.783	3.555	93	1:45.783	3.555	74	1:48.258	15.047	93	1:52.121	2.297	50	1:46.516	3.878	93	1:52.121	2.297			
23	1:51.673	1.849	50	1:46.516	3.878	50	1:46.516	3.878	28	1:48.574	16.409	88	1:52.183	2.359	36	1:47.514	8.467	88	1:52.183	2.359			
69	1:51.762	1.938	36	1:47.514	8.467	36	1:47.514	8.467	37	2:07.312	33.939	94	1:52.360	2.536	74	1:48.421	9.759	94	1:52.360	2.536			
7	1:52.091	2.267	74	1:48.421	9.759	74	1:48.421	9.759	48	1:47.937	9.772	50	1:52.667	2.843	48	1:47.937	9.772	50	1:52.667	2.843			
93	1:52.121	2.297	37	1:48.043	9.997	37	1:48.043	9.997	28	1:48.920	10.567	28	1:53.793	3.969	37	1:48.043	9.997	28	1:48.920	10.567			
88	1:52.183	2.359	28	1:48.920	10.567	28	1:48.920	10.567	Lap 4					71	8:41.454	3 Laps							
94	1:52.360	2.536																					
50	1:52.667	2.843																					
28	1:53.793	3.969																					
74	1:53.995	4.171																					
36	1:54.035	4.211																					
71	1:54.369	4.545																					
34	1:54.457	4.633																					
37	1:54.837	5.013																					
48	1:54.965	5.141																					
Lap 2																							
18	1:45.974		18	1:45.666		10	1:46.027	0.013	10	1:45.546	0.050	83	1:44.999	0.056	83	1:44.999	0.056						
10	1:46.027	0.013	10	1:45.546	0.050	78	1:45.841	0.341	78	1:45.557	0.098	78	1:45.999	0.098	78	1:45.557	0.098						
78	1:45.841	0.341	78	1:45.557	0.098	58	1:46.637	0.721	58	1:45.481	0.537	58	1:45.481	0.537	58	1:45.481	0.537						
58	1:46.637	0.721	58	1:45.481	0.537	12	1:46.904	1.350	12	1:45.415	1.048	12	1:45.415	1.048	12	1:45.415	1.048						
83	1:46.904	1.350	12	1:45.415	1.048	5	1:47.341	1.643	5	1:45.366	1.481	5	1:45.366	1.481	5	1:45.366	1.481						
5	1:47.341	1.643	5	1:45.366	1.481	8	1:46.658	1.676	8	1:45.077	1.570	8	1:45.077	1.570	8	1:45.077	1.570						
85	1:46.658	1.676	8	1:45.077	1.570	12	1:46.688	1.685	23	1:45.015	1.761	23	1:45.015	1.761	23	1:45.015	1.761						
12	1:46.688	1.685	23	1:45.015	1.761	8	1:46.646	1.831	55	1:45.895	2.664	55	1:45.895	2.664	55	1:45.895	2.664						
8	1:46.646	1.831	55	1:45.895	2.664	55	1:46.646	1.831	7	1:45.273	2.669	7	1:45.273	2.669	7	1:45.273	2.669						
55	1:47.141	2.081	7	1:45.273	2.669	19	1:46.689	2.671	19	1:45.689	2.671	19	1:45.689	2.671	19	1:45.689	2.671						
23	1:46.274	2.109	19	1:45.689	2.671	14	1:46.274	2.109	14	1:45.997	2.794	14	1:45.997	2.794	14	1:45.997	2.794						
19	1:46.710	2.276	14	1:45.997	2.794	69	1:46.436	2.360	94	1:46.296	3.269	94	1:46.296	3.269	94	1:46.296	3.269						
14	1:46.696	2.315	94	1:46.296	3.269	19	1:46.710	2.276	88	1:45.771	3.406	88	1:45.771	3.406	88	1:45.771	3.406						
69	1:46.436	2.360	88	1:45.771	3.406	14	1:46.696	2.315	93	1:45.793	3.682	93	1:45.793	3.682	93	1:45.793	3.682						
94	1:45.948	2.470	93	1:45.793	3.682	69	1:46.436	2.360	50	1:45.625	3.837	50	1:45.625	3.837	50	1:45.625	3.837						
7	1:46.627	2.880	50	1:45.625	3.837	94	1:45.948	2.470	69	1:46.804	4.329	69	1:46.804	4.329	69	1:46.804	4.329						
88	1:46.581	2.926	69	1:46.804	4.329	7	1:46.627	2.880	36	1:47.953	10.754	36	1:47.953	10.754	36	1:47.953	10.754						
50	1:46.142	2.971	36	1:47.953	10.754	8	1:46.581	2.926	48	1:47.670	11.776	48	1:47.670	11.776	48	1:47.670	11.776						
93	1:47.098	3.381	48	1:47.670	11.776	50	1:46.142	2.971	37	1:47.831	12.162	37	1:47.831	12.162	37	1:47.831	12.162						
36	1:48.365	6.562	37	1:47.831	12.162	93	1:47.098	3.381	74	1:48.231	12.324	74	1:48.231	12.324	74	1:48.231	12.324						
74	1:48.790	6.947	74	1:48.231	12.324	36	1:48.365	6.562	28	1:48.469	13.370	28	1:48.469	13.370	28	1:48.469	13.370						
28	1:49.301	7.256	28	1:48.469	13.370	74	1:48.790	6.947	Lap 5														
48	1:48.317	7.444																					
37	1:48.564	7.563																					
Lap 3																							
10	1:45.485		10	1:45.485		18	1:45.537	0.002	18	1:45.537	0.002	83	1:45.726	0.247	83	1:45.726	0.247						
18	1:45.537	0.002	18	1:45.537	0.002	78	1:45.712	0.275	78	1:45.712	0.275	78	1:45.712	0.275	78	1:45.712	0.275						
83	1:45.726	0.247	78	1:45.712	0.275																		