

# JuniorGP

## Finetwork FIM JuniorGP Ricardo Tormo

### Race 1 (17 Laps, 68,1 km.)

## Classification

No	Rider	Nat	Team	Bike	Tires	Cl.	Laps	Total Time	Gap	Kph	Best Lap		
											Lap	Time	Kph
1	18 ÁNGEL PIQUERAS	ESP	TEAM ESTRELLA GALICIA 0.0	HONDA			17	28:28.065	-	143.5	2	1:39.301	145.2
2	7 JOEL ESTEBAN	ESP	ASPAR JUNIOR TEAM	GASGAS			17	28:28.156	+0.091	143.5	2	1:39.367	145.1
3	58 LUCA LUNETTA	ITA	AC RACING TEAM	KTM			17	28:33.651	+5.586	143.0	2	1:39.722	144.6
4	12 JACOB ROULSTONE	AUS	ASPAR JUNIOR TEAM	GASGAS			17	28:33.666	+5.601	143.0	2	1:39.511	144.9
5	10 NICO CARRARO	ITA	ASPAR JUNIOR TEAM	GASGAS			17	28:33.829	+5.764	143.0	3	1:39.250	145.3
6	19 ALESSANDRO MOROSI	ITA	EAGLE-1	KTM			17	28:34.183	+6.118	143.0	3	1:39.911	144.3
7	14 CORMAC BUCHANAN	NZL	AGR TEAM	KTM			17	28:41.096	+13.031	142.4	4	1:40.223	143.9
8	23 ELIA BARTOLINI	ITA	TEAM ESTRELLA GALICIA 0.0	HONDA			17	28:41.137	+13.072	142.4	4	1:40.017	144.2
9	11 ADRIÁN CRUCES	ESP	STV LAGLISSE RACING	HUSQVARNA			17	28:41.212	+13.147	142.4	4	1:40.313	143.7
10	83 ALVARO CARPE	ESP	STV LAGLISSE RACING	HUSQVARNA			17	28:41.327	+13.262	142.4	3	1:40.226	143.9
11	8 EDDIE O'SHEA	GBR	BRITISH TALENT TEAM	HONDA			17	28:41.374	+13.309	142.4	2	1:40.371	143.6
12	85 XABIER ZURUTUZA	ESP	MTA JUNIOR TEAM	KTM			17	28:41.549	+13.484	142.4	12	1:40.153	144.0
13	5 TATCHAKORN BUASRI	THA	HONDA RACING THAILAND	HONDA			17	28:42.899	+14.834	142.3	3	1:40.319	143.7
14	94 FACUNDO LLAMBIAS	URU	TEAM ESTRELLA GALICIA 0.0	HONDA			17	28:44.065	+16.000	142.2	2	1:39.800	144.5
15	55 NOAH DETTWILER	CHE	CUNA DE CAMPEONES	KTM			17	28:47.259	+19.194	141.9	12	1:40.428	143.6
16	93 FADILLAH ARBI ADITAMA	IDN	ASTRA HONDA RACING TEAM	HONDA			17	28:47.274	+19.209	141.9	15	1:40.778	143.1
17	88 SHINYA EZAWA	JPN	ASIA TALENT TEAM	HONDA			17	28:59.062	+30.997	140.9	2	1:41.282	142.4
18	91 KOTARO UCHIUMI	JPN	MTA JUNIOR TEAM	KTM			17	28:59.071	+31.006	140.9	2	1:41.162	142.5
19	50 LEO RAMMERSTORFER	AUT	LIQUI MOLY HUSQVARNA INTACT GP II JUNIOR TEAM	HUSQVARNA			17	29:11.140	+43.075	140.0	4	1:41.699	141.8
20	71 TORIN COLLINS	CAN	AGR TEAM	KTM			17	29:21.533	+53.468	139.1	10	1:41.713	141.8
21	34 CESARE TIEZZI	ITA	AC RACING TEAM	KTM			17	29:21.562	+53.497	139.1	17	1:42.141	141.2
22	37 ALESSIO MATTEI	ITA	MTA JUNIOR TEAM	KTM			17	29:23.614	+55.549	139.0	5	1:42.376	140.8
23	36 ANGUS GRENFELL	AUS	ARTBOX	HONDA			17	29:24.826	+56.761	138.9	12	1:42.357	140.9
24	74 ALEX GOURDON	FRA	TEAM ESTRELLA GALICIA 0.0	HONDA			17	29:24.959	+56.894	138.9	2	1:42.574	140.6
25	28 GEOFFREY EMMANUEL	IND	CUNA DE CAMPEONES	KTM			17	29:34.778	+1:06.713	138.1	4	1:42.822	140.2
<b>Retired</b>													
69	MARCOS RUDA	ESP	FINETWORK MIR RACING TEAM	KTM			16	26:52.281			3	1:39.914	144.3
22	DAVID ALMANSA	ESP	FINETWORK MIR RACING TEAM	KTM			16	26:52.372			3	1:39.402	145.0

Pole Position:

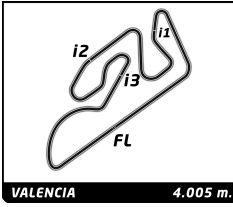
Fastest Lap:

Lap3	NICO CARRARO	1:39.250	145.3 Kph
------	--------------	----------	-----------

Published at: .....

Track Status: **DRY**


<b>Clerk of the Course:</b> Carlos Rodrigo	<b>Timekeeper:</b> Yaiza Bonet 
-----------------------------------------------	----------------------------------------------------------------------------------------------------------------------------



**JuniorGP**  
Finetwork FIM JuniorGP Ricardo Tormo  
Race 1

Lap Chart

No	Pos	Grid	Lap																
			1	2	3	4	5	6	7	8	9	10	11	12	13	14	15	16	17
7	1	7	7	7	7	7	7	7	7	18	7	7	7	7	7	7	7	7	18
18	2	18	18	18	18	18	18	18	18	7	18	10	18	18	18	18	18	18	7
58	3	58	58	10	10	10	10	10	10	10	10	18	10	10	22	12	12	12	58
10	4	10	10	58	22	22	22	22	12	12	22	22	22	22	12	22	58	69	12
22	5	22	12	12	12	12	12	22	22	22	22	12	58	69	69	58	58	22	10
12	6	12	22	22	58	58	58	58	58	58	58	12	58	12	10	10	10	58	19
19	7	19	94	94	94	94	94	19	19	69	69	69	12	58	69	69	69	10	14
69	8	69	19	19	19	19	19	94	69	19	19	19	19	19	19	19	19	19	23
94	9	94	23	23	69	69	69	69	94	94	23	23	23	23	23	14	14	14	11
23	10	23	83	83	23	23	23	23	23	23	94	94	94	94	14	83	23	23	83
83	11	83	69	69	83	83	83	83	83	83	14	14	14	14	94	23	11	11	8
8	12	8	8	8	8	8	8	8	14	14	83	83	83	83	83	11	85	83	85
11	13	11	93	11	5	5	14	14	8	8	8	11	8	11	11	85	83	8	5
93	14	93	11	5	14	14	5	5	5	5	11	8	11	8	8	94	8	85	94
88	15	88	5	93	11	11	11	11	11	11	5	5	5	5	85	8	94	5	55
55	16	55	14	14	93	85	85	85	85	85	85	85	85	85	5	5	5	94	93
14	17	14	55	85	85	93	93	93	93	93	93	93	93	93	55	55	55	93	88
5	18	5	91	91	91	91	91	55	55	55	55	55	55	55	93	93	93	55	91
91	19	91	85	88	88	88	88	55	91	91	91	91	91	91	91	91	88	88	50
71	20	71	88	55	50	55	88	88	88	88	88	88	88	88	88	88	91	91	71
34	21	34	71	50	55	50	50	50	50	50	50	50	50	50	50	50	50	50	34
36	22	36	50	36	36	36	36	74	37	37	34	34	34	37	71	71	71	71	37
50	23	50	36	74	74	74	74	36	74	34	74	37	37	34	37	37	37	37	36
37	24	37	74	34	34	34	34	37	34	74	37	74	74	74	74	74	34	34	74
74	25	74	34	28	37	37	37	34	28	28	36	36	71	71	34	34	74	74	28
28	26	28	28	37	28	28	28	28	36	36	28	28	36	36	36	36	36	36	36
85	27	85	37	71	71	71	71	71	71	71	71	28	28	28	28	28	28	28	28




## JuniorGP

### Finetwork FIM JuniorGP Ricardo Tormo

#### Race 1

#### Best Sector Times

Sector 1			Sector 2			Sector 3			Sector 4			Pos	No	Ideal Lap	Best Lap	
Pos	No	Rider	Time	No	Rider	Time	No	Rider	Time	No	Rider					Time
1	7	J.ESTEBAN	22.978	10	N.CARRARO	26.082	10	N.CARRARO	22.790	22	D.ALMANSA	27.016	1	10	1:39.197	1:39.250 (1)
2	10	N.CARRARO	23.098	7	J.ESTEBAN	26.117	12	J.ROULSTONE	22.791	12	J.ROULSTONE	27.114	2	22	1:39.198	1:39.402 (4)
3	18	Á.PIQUERAS	23.113	18	Á.PIQUERAS	26.121	7	J.ESTEBAN	22.807	58	L.LUNETTA	27.184	3	7	1:39.207	1:39.367 (3)
4	12	J.ROULSTONE	23.115	22	D.ALMANSA	26.181	22	D.ALMANSA	22.807	18	Á.PIQUERAS	27.226	4	12	1:39.235	1:39.511 (5)
5	58	L.LUNETTA	23.159	94	F.LLAMBIAS	26.192	94	F.LLAMBIAS	22.825	10	N.CARRARO	27.227	5	18	1:39.301	1:39.301 (2)
6	14	C.BUCHANAN	23.186	12	J.ROULSTONE	26.215	18	Á.PIQUERAS	22.841	83	A.CARPE	27.229	6	58	1:39.454	1:39.722 (6)
7	22	D.ALMANSA	23.194	19	A.MOROSI	26.255	58	L.LUNETTA	22.843	69	M.RUDA	27.263	7	94	1:39.651	1:39.800 (7)
8	23	E.BARTOLINI	23.204	58	L.LUNETTA	26.268	19	A.MOROSI	22.927	19	A.MOROSI	27.278	8	69	1:39.766	1:39.914 (9)
9	5	T.BUASRI	23.244	85	X.ZURUTUZA	26.288	69	M.RUDA	22.938	7	J.ESTEBAN	27.305	9	19	1:39.777	1:39.911 (8)
10	11	A.CRUCES	23.249	69	M.RUDA	26.314	23	E.BARTOLINI	22.958	8	E.O'SHEA	27.334	10	23	1:39.822	1:40.017 (10)
11	69	M.RUDA	23.251	23	E.BARTOLINI	26.325	55	N.DETTWILER	22.986	23	E.BARTOLINI	27.335	11	83	1:40.002	1:40.226 (13)
12	83	A.CARPE	23.283	14	C.BUCHANAN	26.398	85	X.ZURUTUZA	23.009	94	F.LLAMBIAS	27.337	12	85	1:40.024	1:40.153 (11)
13	94	F.LLAMBIAS	23.297	8	E.O'SHEA	26.404	83	A.CARPE	23.051	11	A.CRUCES	27.349	13	11	1:40.148	1:40.313 (14)
14	19	A.MOROSI	23.317	5	T.BUASRI	26.412	11	A.CRUCES	23.070	85	X.ZURUTUZA	27.360	14	14	1:40.162	1:40.223 (12)
15	8	E.O'SHEA	23.339	83	A.CARPE	26.439	93	F.ARBI ADITAMA	23.098	14	C.BUCHANAN	27.423	15	8	1:40.182	1:40.371 (16)
16	55	N.DETTWILER	23.367	55	N.DETTWILER	26.470	8	E.O'SHEA	23.105	5	T.BUASRI	27.424	16	5	1:40.194	1:40.319 (15)
17	85	X.ZURUTUZA	23.367	11	A.CRUCES	26.480	5	T.BUASRI	23.114	93	F.ARBI ADITAMA	27.504	17	55	1:40.348	1:40.428 (17)
18	93	F.ARBI ADITAMA	23.433	93	F.ARBI ADITAMA	26.480	14	C.BUCHANAN	23.155	55	N.DETTWILER	27.525	18	93	1:40.515	1:40.778 (18)
19	91	K.UCHIUMI	23.546	88	S.EZAWA	26.543	88	S.EZAWA	23.180	88	S.EZAWA	27.660	19	91	1:41.049	1:41.162 (19)
20	71	T.COLLINS	23.572	91	K.UCHIUMI	26.589	91	K.UCHIUMI	23.216	91	K.UCHIUMI	27.698	20	88	1:41.114	1:41.282 (20)
21	50	L.RAMMERSTORFER	23.634	36	A.GRENFELL	26.721	71	T.COLLINS	23.326	50	L.RAMMERSTORFER	27.769	21	50	1:41.541	1:41.699 (21)
22	37	A.MATTEI	23.716	50	L.RAMMERSTORFER	26.733	50	L.RAMMERSTORFER	23.405	34	C.TIEZZI	27.883	22	71	1:41.582	1:41.713 (22)
23	34	C.TIEZZI	23.725	71	T.COLLINS	26.742	34	C.TIEZZI	23.454	36	A.GRENFELL	27.932	23	34	1:41.994	1:42.141 (23)
24	88	S.EZAWA	23.731	37	A.MATTEI	26.848	37	A.MATTEI	23.537	71	T.COLLINS	27.942	24	36	1:42.154	1:42.357 (24)
25	28	G.EMMANUEL	23.771	74	A.GOURDON	26.869	36	A.GRENFELL	23.672	74	A.GOURDON	28.090	25	37	1:42.276	1:42.376 (25)
26	36	A.GRENFELL	23.829	34	C.TIEZZI	26.932	74	A.GOURDON	23.709	37	A.MATTEI	28.175	26	74	1:42.568	1:42.574 (26)
27	74	A.GOURDON	23.900	28	G.EMMANUEL	27.116	28	G.EMMANUEL	23.728	28	G.EMMANUEL	28.207	27	28	1:42.822	1:42.822 (27)




## JuniorGP

### Finetwork FIM JuniorGP Ricardo Tormo

### Race 1

### Best Top Speed

No Rider	Team	Class	Top 1		Top 2		Top 3		Top 4		Top 5		
			Kph	Lap	Kph	Lap	Kph	Lap	Kph	Lap	Kph	Lap	Avg
8	EDDIE O'SHEA	BRITISH TALENT TEAM	231.2	16	230.4	17	228.1	15	228.1	3	227.4	13	229,0
5	TATCHAKORN BUASRI	HONDA RACING THAILAND	230.4	2	228.9	8	225.9	17	225.9	9	225.9	6	227,4
14	CORMAC BUCHANAN	AGR TEAM	230.4	3	228.1	5	226.6	2	225.1	7	223.7	9	226,8
69	MARCOS RUDA	FINETWORK MIR RACING TEAM	230.4	16	228.1	10	227.4	13	227.4	3	226.6	14	228,0
22	DAVID ALMANSA	FINETWORK MIR RACING TEAM	229.6	2	223.7	16	223.0	13	223.0	9	223.0	4	224,5
10	NICO CARRARO	ASPAR JUNIOR TEAM	228.9	17	226.6	15	225.1	16	225.1	3	224.4	14	226,0
11	ADRIÁN CRUCES	STV LAGLISSE RACING	228.1	12	227.4	14	227.4	2	226.6	7	225.9	17	227,1
18	ÁNGEL PIQUERAS	TEAM ESTRELLA GALICIA 0,0	228.1	11	223.7	17	223.7	13	223.7	3	223.0	16	224,4
19	ALESSANDRO MOROSI	EAGLE-1	228.1	16	226.6	2	225.9	17	223.7	5	223.0	15	225,5
85	XABIER ZURUTUZA	MTA JUNIOR TEAM	228.1	2	226.6	3	225.9	16	224.4	13	223.0	4	225,6
93	FADILLAH ARBI ADITAMA	ASTRA HONDA RACING TEAM	228.1	3	226.6	2	223.0	14	222.3	16	222.3	4	224,5
83	ALVARO CARPE	STV LAGLISSE RACING	227.4	17	227.4	16	226.6	4	225.9	2	224.4	3	226,3
91	KOTARO UCHIUMI	MTA JUNIOR TEAM	227.4	2	222.3	4	222.3	3	220.1	5	219.4	17	222,3
23	ELIA BARTOLINI	TEAM ESTRELLA GALICIA 0,0	226.6	15	226.6	2	225.9	8	225.9	4	225.1	17	226,0
12	JACOB ROULSTONE	ASPAR JUNIOR TEAM	225.9	12	224.4	13	223.7	3	223.7	2	223.0	5	224,1
50	LEO RAMMERSTORFER	LIQUI MOLY HUSQVARNA INTACT GP JUNIOR TEAM	225.9	2	223.0	3	222.3	4	220.8	5	218.7	10	222,1
55	NOAH DETTWILER	CUNA DE CAMPEONES	224.4	2	223.7	3	222.3	4	221.5	11	221.5	5	222,7
58	LUCA LUNETTA	AC RACING TEAM	224.4	17	224.4	5	224.4	4	223.7	12	223.0	3	224,0
37	ALESSIO MATTEI	MTA JUNIOR TEAM	223.7	3	219.4	2	218.0	17	217.4	16	217.4	15	219,2
34	CESARE TIEZZI	AC RACING TEAM	223.0	17	222.3	2	219.4	16	219.4	15	218.7	9	220,6
28	GEOFFREY EMMANUEL	CUNA DE CAMPEONES	222.3	2	220.8	4	220.1	3	219.4	5	216.7	15	219,9
36	ANGUS GRENFELL	ARTBOX	222.3	14	219.4	2	218.7	12	218.0	3	217.4	8	219,2
94	FACUNDO LLAMBIAS	TEAM ESTRELLA GALICIA 0,0	222.3	2	221.5	15	221.5	14	221.5	8	221.5	3	221,7
7	JOEL ESTEBAN	ASPAR JUNIOR TEAM	220.8	17	220.8	4	219.4	16	219.4	15	219.4	11	220,0
71	TORIN COLLINS	AGR TEAM	220.1	2	218.7	11	217.4	13	215.3	12	214.7	17	217,2
74	ALEX GOURDON	TEAM ESTRELLA GALICIA 0,0	220.1	3	219.4	2	217.4	4	215.3	14	214.7	15	217,4
88	SHINYA EZAWA	ASIA TALENT TEAM	219.4	3	219.4	2	217.4	15	217.4	6	217.4	5	218,2




## JuniorGP

### Finetwork FIM JuniorGP Ricardo Tormo

### After Race 1

Event maximum speed

No Rider	Team	Bike	Class	Top Speed	Lap	Session
10 NICO CARRARO	ASPAR JUNIOR TEAM	GASGAS		235.1	17	Free Practice 1
28 GEOFFREY EMMANUEL	CUNA DE CAMPEONES	KTM		235.1	3	Practice
7 JOEL ESTEBAN	ASPAR JUNIOR TEAM	GASGAS		233.5	15	Free Practice 1
78 JAKOB ROSENTHALER	LIQUI MOLY HUSQVARNA INTACT GP JUNIOR TEAM	HUSQVARNA		233.5	7	Free Practice 1
14 CORMAC BUCHANAN	AGR TEAM	KTM		232.7	5	Free Practice 1
83 ALVARO CARPE	STV LAGLISSE RACING	HUSQVARNA		232.7	18	Free Practice 1
69 MARCOS RUDA	FINETWORK MIR RACING TEAM	KTM		231.9	10	Free Practice 1
22 DAVID ALMANSA	FINETWORK MIR RACING TEAM	KTM		231.2	8	Qualifying 2
58 LUCA LUNETTA	AC RACING TEAM	KTM		231.2	13	Free Practice 1
8 EDDIE O'SHEA	BRITISH TALENT TEAM	HONDA		231.2	16	Race 1
19 ALESSANDRO MOROSI	EAGLE-1	KTM		230.4	15	Free Practice 1
23 ELIA BARTOLINI	TEAM ESTRELLA GALICIA 0,0	HONDA		230.4	13	Practice
5 TATCHAKORN BUASRI	HONDA RACING THAILAND	HONDA		230.4	2	Race 1
85 XABIER ZURUTUZA	MTA JUNIOR TEAM	KTM		230.4	7	Free Practice 1
11 ADRIÁN CRUCES	STV LAGLISSE RACING	HUSQVARNA		229.6	5	Free Practice 1
18 ÁNGEL PIQUERAS	TEAM ESTRELLA GALICIA 0,0	HONDA		229.6	5	Free Practice 1
34 CESARE TIEZZI	AC RACING TEAM	KTM		229.6	14	Free Practice 1
50 LEO RAMMERSTORFER	LIQUI MOLY HUSQVARNA INTACT GP JUNIOR TEAM	HUSQVARNA		229.6	7	Free Practice 1
55 NOAH DETTWILER	CUNA DE CAMPEONES	KTM		229.6	2	Free Practice 1
12 JACOB ROULSTONE	ASPAR JUNIOR TEAM	GASGAS		228.1	2	Free Practice 1
93 FADILLAH ARBI ADITAMA	ASTRA HONDA RACING TEAM	HONDA		228.1	4	Free Practice 1
94 FACUNDO LLAMBIAS	TEAM ESTRELLA GALICIA 0,0	HONDA		228.1	2	Free Practice 1
91 KOTARO UCHIUMI	MTA JUNIOR TEAM	KTM		227.4	17	Free Practice 1
36 ANGUS GRENFELL	ARTBOX	HONDA		226.6	12	Free Practice 1
37 ALESSIO MATTEI	MTA JUNIOR TEAM	KTM		226.6	8	Free Practice 1
88 SHINYA EZAWA	ASIA TALENT TEAM	HONDA		226.6	14	Free Practice 1
71 TORIN COLLINS	AGR TEAM	KTM		224.4	14	Free Practice 1
74 ALEX GOURDON	TEAM ESTRELLA GALICIA 0,0	HONDA		223.0	4	Free Practice 1




## JuniorGP

### Finetwork FIM JuniorGP Ricardo Tormo Race 1

#### Fastest Lap Sequence

Elapsed	No Rider	Team	Bike	Class	Time	Kph	Lap
3:25.181	7 JOEL ESTEBAN	ASPAR JUNIOR TEAM	GASGAS		1:39.367	145.1	2
3:25.311	18 ÁNGEL PIQUERAS	TEAM ESTRELLA GALICIA 0,0	HONDA		1:39.301	145.2	2
5:05.126	10 NICO CARRARO	ASPAR JUNIOR TEAM	GASGAS		1:39.250	145.3	3



# JuniorGP


## Finetwork FIM JuniorGP Ricardo Tormo

### Race 1

### Analysis by lap

Lapped ■

No	Lap Time	Gap	No	Lap Time	Gap	No	Lap Time	Gap	No	Lap Time	Gap	No	Lap Time	Gap
<b>Lap 1</b>														
7	1:45.814	0.000	71	1:54.699	19.607	37	1:42.574	17.258	36	1:44.570	22.874	50	1:42.528	21.175
18	1:46.010	0.196	<b>Lap 3</b>			28	1:42.822	17.931	37	1:43.015	22.908	37	1:43.244	29.673
58	1:46.386	0.572	7	1:39.442	71	1:42.503	25.769	34	1:43.958	23.226	34	1:43.125	29.889	
10	1:46.389	0.575	18	1:39.359	0.047	<b>Lap 5</b>			28	1:44.006	25.586	74	1:43.669	30.104
12	1:46.743	0.929	10	1:39.250	0.503	7	1:39.786	71	1:42.719	31.113	28	1:43.580	32.669	
22	1:46.854	1.040	22	1:39.402	1.038	18	1:39.781	0.106	36	1:43.533	32.919	71	1:42.598	36.256
94	1:47.121	1.307	12	1:39.713	1.344	10	1:39.716	0.273	<b>Lap 7</b>					
19	1:47.246	1.432	58	1:39.969	1.454	22	1:40.161	2.060	7	1:40.066				
23	1:47.394	1.580	94	1:39.899	2.197	12	1:40.021	2.114	18	1:40.081	0.092			
83	1:47.539	1.725	19	1:39.911	2.479	58	1:40.145	2.368	10	1:40.223	0.399			
69	1:47.858	2.044	69	1:39.914	3.261	94	1:40.297	3.400	12	1:40.658	2.993			
8	1:47.859	2.045	23	1:40.199	3.420	19	1:40.316	3.567	22	1:40.687	3.064			
93	1:48.005	2.191	83	1:40.226	3.538	69	1:40.004	3.844	58	1:40.564	3.223			
11	1:48.260	2.446	8	1:40.771	4.378	23	1:40.237	4.233	19	1:40.147	4.166			
5	1:48.381	2.567	5	1:40.319	4.764	83	1:40.437	4.857	69	1:40.053	4.329			
14	1:48.637	2.823	14	1:40.457	5.162	8	1:40.465	6.011	94	1:40.490	4.745			
55	1:49.027	3.213	11	1:41.015	5.393	14	1:40.321	6.265	23	1:40.442	4.914			
91	1:49.156	3.342	93	1:41.310	5.933	5	1:40.578	6.444	83	1:40.756	6.410			
85	1:49.214	3.400	85	1:41.028	5.972	11	1:40.320	6.585	14	1:40.454	7.180			
88	1:50.023	4.209	91	1:41.333	7.028	85	1:40.934	8.407	8	1:40.738	7.377			
71	1:50.089	4.275	88	1:41.556	8.238	93	1:40.957	8.854	5	1:40.407	7.449			
50	1:50.273	4.459	50	1:41.988	9.645	91	1:41.683	10.702	11	1:40.430	7.596			
36	1:50.970	5.156	55	1:42.622	9.689	55	1:40.541	11.562	85	1:40.981	10.384			
74	1:51.406	5.592	36	1:42.609	11.807	88	1:41.571	11.896	93	1:40.799	10.633			
34	1:51.799	5.985	74	1:42.804	12.161	50	1:42.157	14.060	55	1:40.540	12.798			
28	1:52.210	6.396	34	1:42.677	13.258	36	1:43.234	18.259	91	1:41.322	13.748			
37	1:52.716	6.902	37	1:42.993	14.339	74	1:43.049	18.591	88	1:41.534	15.086			
<b>Lap 2</b>														
7	1:39.367		28	1:43.554	14.764	34	1:42.861	19.223	37	1:43.781	26.623	50	1:42.352	18.841
18	1:39.301	0.130	71	1:42.756	22.921	37	1:42.376	19.848	34	1:43.798	26.958	74	1:44.122	26.629
10	1:39.487	0.695	<b>Lap 4</b>			28	1:43.390	21.535	34	1:43.763	29.283	37	1:43.739	32.805
58	1:39.722	0.927	7	1:39.655		71	1:42.366	28.349	36	1:46.772	29.580	28	1:43.763	29.283
12	1:39.511	1.073	18	1:39.719	0.111	<b>Lap 6</b>			71	1:42.805	33.852	71	1:42.805	33.852
22	1:39.405	1.078	10	1:39.495	0.343	7	1:39.955		<b>Lap 8</b>			71	1:42.216	37.865
94	1:39.800	1.740	22	1:40.302	1.685	18	1:39.926	0.077	18	1:40.102		7	1:40.217	0.023
19	1:39.945	2.010	12	1:40.190	1.879	10	1:39.924	0.242	7	1:40.217	0.023	10	1:40.100	0.305
23	1:40.450	2.663	58	1:40.210	2.009	12	1:40.242	2.401	10	1:40.100	0.305	12	1:40.713	3.512
83	1:40.396	2.754	94	1:40.347	2.889	22	1:40.338	2.443	12	1:40.713	3.512	22	1:40.730	3.600
69	1:40.112	2.789	19	1:40.213	3.037	58	1:40.312	2.725	22	1:40.730	3.600	58	1:40.792	3.821
8	1:40.371	3.049	69	1:40.020	3.626	19	1:40.473	4.085	58	1:40.792	3.821	69	1:40.116	4.251
11	1:40.741	3.820	23	1:40.017	3.782	94	1:40.876	4.321	69	1:40.116	4.251	19	1:40.524	4.496
5	1:40.687	3.887	83	1:40.323	4.206	69	1:40.453	4.342	19	1:40.524	4.496	94	1:40.483	5.034
93	1:41.241	4.065	8	1:40.609	5.332	23	1:40.260	4.538	23	1:40.412	5.132	23	1:40.412	5.132
14	1:40.691	4.147	5	1:40.543	5.652	83	1:40.818	5.720	83	1:41.174	7.390	14	1:40.520	7.506
85	1:40.353	4.386	14	1:40.223	5.730	8	1:40.649	6.705	14	1:40.520	7.506	8	1:40.500	7.683
91	1:41.162	5.137	11	1:40.313	6.051	14	1:40.482	6.792	8	1:40.500	7.683	11	1:40.502	7.904
88	1:41.282	6.124	85	1:40.942	7.259	5	1:40.619	7.108	11	1:40.502	7.904	85	1:40.983	11.173
55	1:42.663	6.509	93	1:41.405	7.683	11	1:40.602	7.232	85	1:40.983	11.173	93	1:40.922	11.361
50	1:42.007	7.099	91	1:41.432	8.805	85	1:41.017	9.469	93	1:40.922	11.361	55	1:40.985	13.589
36	1:42.851	8.640	88	1:41.528	10.111	93	1:41.001	9.900	55	1:40.985	13.589	91	1:41.691	15.245
74	1:42.574	8.799	55	1:40.773	10.807	55	1:40.717	12.324	91	1:41.691	15.245	88	1:41.597	16.489
34	1:43.405	10.023	50	1:41.699	11.689	91	1:41.745	12.492	88	1:41.597	16.489			
28	1:43.623	10.652	36	1:42.659	14.811	88	1:41.677	13.618						
37	1:43.253	10.788	74	1:42.822	15.328	50	1:42.450	16.555						
			34	1:42.545	16.148	74	1:43.937	22.573						



# JuniorGP

## Finetwork FIM JuniorGP Ricardo Tormo


### Race 1

### Analysis by lap

Lapped

No	Lap Time	Gap	No	Lap Time	Gap	No	Lap Time	Gap	No	Lap Time	Gap	No	Lap Time	Gap			
91	1:41.881	18.351	93	1:41.413	15.090	8	1:41.328	12.592	8	1:40.807	12.844						
88	1:41.759	19.210	55	1:40.428	15.136	5	1:41.076	13.323	85	1:41.593	13.365						
50	1:42.648	25.737	91	1:42.169	22.227	55	1:40.980	16.470	5	1:40.911	13.837						
34	1:42.604	34.772	88	1:42.018	22.701	93	1:41.118	16.722	94	1:41.801	14.424						
37	1:43.039	35.631	50	1:42.629	30.532	91	1:42.379	26.164	93	1:41.903	18.020						
74	1:43.412	35.926	37	1:43.144	41.722	88	1:42.259	26.383	55	1:43.198	19.147						
36	1:43.246	38.600	34	1:44.361	41.807	50	1:42.492	34.716	88	1:42.314	29.341						
28	1:43.240	39.005	74	1:43.423	42.399	71	1:42.461	47.443	91	1:42.502	29.564						
71	1:41.713	39.365	71	1:41.762	42.837	37	1:42.777	47.788	50	1:45.009	40.532						
<b>Lap 11</b>			36	1:42.357	43.707	74	1:42.964	48.250	71	1:42.660	51.464						
7	1:40.178		28	1:43.522	46.388	34	1:42.752	48.494	37	1:42.664	51.856						
18	1:39.917	0.196	<b>Lap 13</b>			36	1:44.999	50.825	34	1:42.458	51.971						
10	1:42.632	2.812	7	1:40.272		28	1:44.291	53.894	74	1:43.469	53.708						
22	1:40.448	3.681	18	1:40.197	0.128	<b>Lap 15</b>			36	1:42.549	54.728						
69	1:40.220	3.848	22	1:40.552	4.085	7	1:40.724		28	1:44.987	1:01.229						
58	1:40.485	4.048	12	1:40.257	4.157	18	1:40.724	0.091	<b>Lap 17</b>								
12	1:40.572	4.168	58	1:40.592	4.690	12	1:40.891	4.556	18	1:40.581							
19	1:40.395	4.427	10	1:41.301	4.769	58	1:40.777	4.707	7	1:40.706	0.091						
23	1:41.513	7.631	69	1:41.317	5.002	22	1:40.814	4.711	58	1:41.119	5.586						
94	1:41.718	7.943	19	1:40.801	5.281	10	1:40.567	4.818	12	1:41.406	5.601						
14	1:41.051	9.495	23	1:41.859	11.120	69	1:40.613	4.878	10	1:41.192	5.764						
83	1:41.061	9.576	14	1:41.152	11.175	19	1:40.406	5.087	19	1:41.360	6.118						
8	1:40.782	9.724	94	1:41.987	11.387	14	1:41.056	11.905	14	1:41.311	13.031						
11	1:40.945	9.821	83	1:41.316	11.450	23	1:41.038	12.094	23	1:41.239	13.072						
5	1:40.895	10.990	11	1:41.264	11.608	11	1:41.014	12.334	11	1:41.202	13.147						
85	1:40.490	11.834	8	1:41.184	11.653	85	1:40.801	12.431	83	1:41.232	13.262						
93	1:41.329	13.806	85	1:40.504	12.090	83	1:41.627	12.578	8	1:41.080	13.309						
55	1:40.599	14.837	5	1:41.157	12.636	8	1:40.828	12.696	85	1:40.734	13.484						
91	1:42.014	20.187	55	1:41.015	15.879	94	1:41.543	13.282	5	1:41.612	14.834						
88	1:41.780	20.812	93	1:41.175	15.993	5	1:40.986	13.585	94	1:42.191	16.000						
50	1:42.473	28.032	91	1:42.219	24.174	55	1:40.862	16.608	55	1:40.662	19.194						
34	1:42.981	37.575	88	1:42.084	24.513	93	1:40.778	16.776	93	1:41.804	19.209						
37	1:43.254	38.707	50	1:42.353	32.613	88	1:42.027	27.686	88	1:42.271	30.997						
74	1:43.357	39.105	71	1:42.806	45.371	91	1:42.281	27.721	91	1:42.057	31.006						
71	1:42.017	41.204	37	1:43.950	45.400	50	1:42.190	36.182	50	1:43.158	43.075						
36	1:43.057	41.479	74	1:43.548	45.675	71	1:42.744	49.463	71	1:42.619	53.468						
28	1:44.168	42.995	34	1:44.596	46.131	37	1:42.787	49.851	34	1:42.141	53.497						
<b>Lap 12</b>			36	1:42.780	46.215	34	1:42.402	50.172	37	1:44.308	55.549						
7	1:40.129		28	1:43.876	49.992	74	1:43.372	50.898	36	1:42.648	56.761						
18	1:40.136	0.203	<b>Lap 14</b>			36	1:42.737	52.838	74	1:43.801	56.894						
10	1:41.057	3.740	7	1:40.389		28	1:43.731	56.901	28	1:46.099	1:06.713						
22	1:40.253	3.805	18	1:40.352	0.091	<b>Lap 16</b>											
69	1:40.238	3.957	12	1:40.621	4.389	7	1:40.659										
12	1:40.133	4.172	22	1:40.925	4.621	18	1:40.602	0.034									
58	1:40.451	4.370	58	1:40.353	4.654	12	1:40.913	4.810									
19	1:40.454	4.752	10	1:40.595	4.975	69	1:40.612	4.831									
23	1:42.031	9.533	69	1:40.376	4.989	22	1:40.870	4.922									
94	1:41.858	9.672	19	1:40.513	5.405	58	1:41.034	5.082									
14	1:40.929	10.295	14	1:40.787	11.573	10	1:41.028	5.187									
83	1:40.959	10.406	83	1:40.614	11.675	19	1:40.945	5.373									
11	1:40.924	10.616	23	1:41.049	11.780	14	1:41.089	12.335									
8	1:41.146	10.741	11	1:40.825	12.044	23	1:41.013	12.448									
5	1:40.890	11.751	85	1:40.653	12.354	11	1:40.885	12.560									
85	1:40.153	11.858	94	1:41.465	12.463	83	1:40.726	12.645									





# JuniorGP


## Finetwork FIM JuniorGP Ricardo Tormo

### Race 1

## Sector Analysis

— Invalidated Lap    ■ Personal Best    ■ Session Best    B Crossing the pit lane

Lap	Time	Sector 1	Sector 2	Sector 3	Sector 4	T.Spd	Lap	Time	Sector 1	Sector 2	Sector 3	Sector 4	T.Spd	
<b>18</b>	<b>ÁNGEL PIQUERAS</b> ESP							15	1:40.777	23.572	26.497	23.178	27.530	216.7
	TEAM ESTRELLA GALICIA 0,0 HONDA							16	1:41.034	24.068	26.451	23.222	27.293	218.0
1	1:46.010	28.924	26.812	23.000	27.274		17	1:41.119	23.604	26.694	23.234	27.587	224.4	
2	<b>1:39.301</b>	<b>23.113</b>	<b>26.121</b>	<b>22.841</b>	<b>27.226</b>	223.0								
3	1:39.359	23.122	26.125	22.863	27.249	223.7								
4	1:39.719	23.189	26.206	22.944	27.380	220.1								
5	1:39.781	23.217	26.197	22.941	27.426	220.8								
6	1:39.926	23.305	26.241	23.004	27.376	220.1								
7	1:40.081	23.388	26.284	23.042	27.367	218.7								
8	1:40.102	23.312	26.343	23.040	27.407	220.1								
9	1:40.754	23.758	26.484	23.036	27.476	218.0								
10	1:40.523	23.342	26.520	23.141	27.520	220.8								
11	1:39.917	23.167	26.287	22.961	27.502	228.1								
12	1:40.136	23.316	26.306	23.073	27.441	222.3								
13	1:40.197	23.348	26.335	23.047	27.467	223.7								
14	1:40.352	23.367	26.355	23.140	27.490	221.5								
15	1:40.724	23.529	26.498	23.109	27.588	222.3								
16	1:40.602	23.449	26.436	23.039	27.678	223.0								
17	1:40.581	23.374	26.437	23.194	27.576	223.7								
<b>12</b>	<b>JACOB ROULSTONE</b> AUS													
	ASPAR JUNIOR TEAM GASGAS													
1	1:46.743	29.312	26.943	23.059	27.429									
2	<b>1:39.511</b>	23.277	26.262	<b>22.791</b>	27.181	223.7								
3	1:39.713	23.373	<b>26.215</b>	23.011	<b>27.114</b>	223.7								
4	1:40.190	<b>23.115</b>	26.348	23.117	27.610	222.3								
5	1:40.021	23.340	26.347	23.024	27.310	223.0								
6	1:40.242	23.397	26.318	23.039	27.488	220.1								
7	1:40.658	23.379	26.652	23.048	27.579	216.0								
8	1:40.713	23.401	26.522	23.161	27.629	218.0								
9	1:40.547	23.626	26.455	23.143	27.323	215.3								
10	1:40.535	23.364	26.500	23.084	27.587	220.8								
11	1:40.572	23.580	26.466	23.124	27.402	220.1								
12	1:40.133	23.322	26.389	23.109	27.313	225.9								
13	1:40.257	23.435	26.524	23.001	27.297	224.4								
14	1:40.621	23.384	26.583	23.156	27.498	221.5								
15	1:40.891	23.532	26.514	23.193	27.652	216.7								
16	1:40.913	23.467	26.642	23.144	27.660	218.7								
17	1:41.406	23.669	26.815	23.117	27.805	219.4								
<b>7</b>	<b>JOEL ESTEBAN</b> ESP													
	ASPAR JUNIOR TEAM GASGAS													
1	1:45.814	29.147	26.423	22.939	<b>27.305</b>									
2	<b>1:39.367</b>	23.014	<b>26.117</b>	22.850	27.386	218.7								
3	1:39.442	<b>22.978</b>	26.280	<b>22.807</b>	27.377	218.7								
4	1:39.655	23.024	26.283	22.902	27.446	220.8								
5	1:39.786	23.113	26.285	22.950	27.438	218.7								
6	1:39.955	23.212	26.246	22.935	27.562	218.7								
7	1:40.066	23.312	26.317	22.993	27.444	218.0								
8	1:40.217	23.276	26.282	22.977	27.682	218.7								
9	1:40.584	23.647	26.439	22.952	27.546	216.0								
10	1:40.213	23.315	26.355	22.980	27.563	216.7								
11	1:40.178	23.367	26.419	22.919	27.473	219.4								
12	1:40.129	23.318	26.362	22.998	27.451	218.7								
13	1:40.272	23.369	26.394	22.952	27.557	218.7								
14	1:40.389	23.378	26.312	23.174	27.525	218.0								
15	1:40.724	23.540	26.482	23.076	27.626	219.4								
16	1:40.659	23.450	26.415	23.059	27.735	219.4								
17	1:40.706	23.595	26.339	23.224	27.548	220.8								
<b>10</b>	<b>NICO CARRARO</b> ITA													
	ASPAR JUNIOR TEAM GASGAS													
1	1:46.389	29.235	26.813	23.033	27.308									
2	1:39.487	23.211	26.167	22.882	<b>27.227</b>	223.7								
3	<b>1:39.250</b>	<b>23.098</b>	<b>26.082</b>	<b>22.790</b>	27.280	225.1								
4	1:39.495	23.123	26.146	22.876	27.350	223.7								
5	1:39.716	23.236	26.243	22.919	27.318	223.0								
6	1:39.924	23.349	26.174	23.007	27.394	223.7								
7	1:40.223	23.416	26.373	22.978	27.456	220.8								
8	1:40.100	23.321	26.181	23.061	27.537	223.0								
9	1:40.650	23.592	26.461	23.062	27.535	221.5								
10	1:40.223	23.249	26.339	23.069	27.566	223.7								
11	1:42.632	23.389	26.461	25.239	27.543	223.7								
12	1:41.057	23.488	26.598	23.334	27.637	221.5								
13	1:41.301	23.705	26.612	23.405	27.579	222.3								
14	1:40.595	23.263	26.605	23.166	27.561	224.4								
15	1:40.567	23.455	26.418	23.161	27.533	226.6								
16	1:41.028	23.565	26.405	23.507	27.551	225.1								
17	1:41.192	23.431	26.835	23.318	27.608	228.9								
<b>58</b>	<b>LUCA LUNETTA</b> ITA													
	AC RACING TEAM KTM													
1	1:46.386	29.033	26.925	23.029	27.399									
2	<b>1:39.722</b>	23.427	<b>26.268</b>	<b>22.843</b>	<b>27.184</b>	216.7								
3	1:39.969	<b>23.159</b>	26.371	23.035	27.404	223.0								
4	1:40.210	23.230	26.318	23.158	27.504	224.4								
5	1:40.145	23.333	26.453	22.976	27.383	224.4								
6	1:40.312	23.319	26.477	23.098	27.418	221.5								
7	1:40.564	23.398	26.573	23.119	27.474	218.7								
8	1:40.792	23.463	26.485	23.240	27.604	220.8								
9	1:40.479	23.439	26.456	23.186	27.398	220.8								
10	1:40.261	23.419	26.361	23.061	27.420	222.3								
11	1:40.485	23.724	26.465	22.941	27.355	218.0								
12	1:40.451	23.573	26.429	23.095	27.354	223.7								
13	1:40.592	23.424	26.522	23.137	27.509	222.3								
14	1:40.353	23.490	26.365	23.048	27.450	218.0								
<b>19</b>	<b>ALESSANDRO MOROSI</b> ITA													
	EAGLE-1 KTM													
1	1:47.246	29.487	27.072	23.182	27.505									
2	1:39.945	23.464	26.266	22.937	<b>27.278</b>	226.6								
3	<b>1:39.911</b>	<b>23.317</b>	26.283	22.963	27.348	223.0								
4	1:40.213	23.433	26.288	23.051	27.441	222.3								
5	1:40.316	23.409	26.386	23.182	27.339	223.7								
6	1:40.473	23.412	26.429	23.123	27.509	223.0								
7	1:40.147	23.461	26.368	<b>22.927</b>	27.391	218.0								
8	1:40.524	23.710	26.386	22.958	27.470	220.1								
9	1:40.237	23.454	26.391	23.087	27.305	222.3								
10	1:40.297	23.510	<b>26.255</b>	23.076	27.456	222.3								
11	1:40.395	23.542	26.364	23.077	27.412	223.0								



# JuniorGP


## Finetwork FIM JuniorGP Ricardo Tormo

### Race 1

## Sector Analysis

— Invalidated Lap   ■ Personal Best   ■ Session Best   B Crossing the pit lane

Lap	Time	Sector 1	Sector 2	Sector 3	Sector 4	T.Sp	Lap	Time	Sector 1	Sector 2	Sector 3	Sector 4	T.Sp
12	1:40.454	23.558	26.385	22.989	27.522	216.0	9	1:41.160	23.556	26.535	23.536	27.533	225.1
13	1:40.801	23.501	26.349	23.111	27.840	220.8	10	1:40.810	23.517	26.554	23.153	27.586	225.1
14	1:40.513	23.542	26.406	23.168	27.397	223.0	11	1:40.945	23.612	26.631	23.199	27.503	220.8
15	1:40.406	23.480	26.274	23.132	27.520	223.0	12	1:40.924	23.635	26.582	23.182	27.525	228.1
16	1:40.945	23.540	26.526	23.370	27.509	228.1	13	1:41.264	23.425	<b>26.480</b>	23.365	27.994	221.5
17	1:41.360	23.436	26.789	23.447	27.688	225.9	14	1:40.825	23.603	26.585	23.198	27.439	227.4
<b>14</b> CORMAC BUCHANAN NZL							<b>83</b> ALVARO CARPE ESP						
AGR TEAM KTM							STV LAGLISSE RACING HUSQVARNA						
1	1:48.637	30.501	27.311	23.242	27.583		1	1:47.539	29.560	27.059	23.483	27.437	
2	1:40.691	23.403	26.623	23.204	27.461	226.6	2	1:40.396	23.360	26.508	23.186	27.342	225.9
3	1:40.457	23.329	26.475	23.175	27.478	230.4	3	<b>1:40.226</b>	23.507	<b>26.439</b>	<b>23.051</b>	<b>27.229</b>	224.4
4	<b>1:40.223</b>	23.238	<b>26.398</b>	<b>23.155</b>	27.432	223.7	4	1:40.323	<b>23.283</b>	26.549	23.138	27.353	226.6
5	1:40.321	<b>23.186</b>	26.406	23.186	27.543	228.1	5	1:40.437	23.423	26.519	23.055	27.440	220.8
6	1:40.482	23.383	26.513	23.163	<b>27.423</b>	223.7	6	1:40.818	23.401	26.554	23.290	27.573	220.1
7	1:40.454	23.226	26.538	23.161	27.529	225.1	7	1:40.756	23.438	26.641	23.243	27.434	218.0
8	1:40.520	23.354	26.455	23.162	27.549	220.8	8	1:41.174	23.524	26.708	23.331	27.611	219.4
9	1:41.167	23.482	26.710	23.370	27.605	223.7	9	1:41.378	23.743	26.650	23.499	27.486	216.7
10	1:40.769	23.370	26.536	23.205	27.658	220.1	10	1:40.745	23.477	26.564	23.181	27.523	223.7
11	1:41.051	23.623	26.571	23.171	27.686	221.5	11	1:41.061	23.675	26.606	23.260	27.520	222.3
12	1:40.929	23.505	26.599	23.164	27.661	220.8	12	1:40.959	23.590	26.637	23.224	27.508	218.7
13	1:41.152	23.414	26.503	23.457	27.778	220.8	13	1:41.316	23.512	26.472	23.602	27.730	223.7
14	1:40.787	23.307	26.544	23.228	27.708	220.1	14	1:40.614	23.427	26.481	23.260	27.446	223.7
15	1:41.056	23.689	26.459	23.257	27.651	217.4	15	1:41.627	23.955	26.657	23.468	27.547	220.1
16	1:41.089	23.381	26.633	23.319	27.756	220.1	16	1:40.726	23.431	26.551	23.241	27.503	227.4
17	1:41.311	23.388	26.762	23.578	27.583	222.3	17	1:41.232	23.513	26.514	23.538	27.667	227.4
<b>23</b> ELIA BARTOLINI ITA							<b>8</b> EDDIE O'SHEA GBR						
TEAM ESTRELLA GALICIA 0.0 HONDA							BRITISH TALENT TEAM HONDA						
1	1:47.394	29.781	26.914	23.274	27.425		1	1:47.859	30.000	27.122	23.238	27.499	
2	1:40.450	23.378	26.517	23.056	27.499	226.6	2	<b>1:40.371</b>	23.526	<b>26.404</b>	23.107	<b>27.334</b>	221.5
3	1:40.199	23.469	26.360	<b>22.958</b>	27.412	223.7	3	1:40.771	23.374	26.452	<b>23.105</b>	27.840	228.1
4	<b>1:40.017</b>	<b>23.204</b>	26.431	23.047	<b>27.335</b>	225.9	4	1:40.609	23.416	26.519	23.201	27.473	223.0
5	1:40.237	23.266	26.523	23.074	27.374	225.1	5	1:40.465	23.372	26.499	23.121	27.473	221.5
6	1:40.260	23.370	26.372	23.125	27.393	222.3	6	1:40.649	<b>23.339</b>	26.513	23.161	27.636	221.5
7	1:40.442	23.515	<b>26.325</b>	23.094	27.508	225.1	7	1:40.738	23.484	26.493	23.207	27.554	220.8
8	1:40.412	23.422	26.342	23.129	27.519	225.9	8	1:40.500	23.362	26.436	23.191	27.511	225.9
9	1:40.585	23.421	26.442	23.119	27.603	225.1	9	1:41.232	23.657	26.506	23.532	27.537	225.1
10	1:41.399	23.938	26.398	23.224	27.839	220.1	10	1:41.025	23.592	26.459	23.364	27.610	227.4
11	1:41.513	23.632	26.640	23.381	27.860	220.1	11	1:40.782	23.438	26.527	23.219	27.598	225.1
12	1:42.031	23.623	27.025	23.493	27.890	218.7	12	1:41.146	23.590	26.600	23.383	27.573	227.4
13	1:41.859	23.749	26.725	23.486	27.899	217.4	13	1:41.184	23.465	26.448	23.440	27.831	227.4
14	1:41.049	23.827	26.510	23.212	27.500	216.7	14	1:41.328	23.763	26.587	23.403	27.575	226.6
15	1:41.038	23.803	26.431	23.214	27.590	226.6	15	1:40.828	23.422	26.613	23.314	27.479	228.1
16	1:41.013	23.493	26.470	23.385	27.665	223.0	16	1:40.807	23.548	26.487	23.240	27.532	231.2
17	1:41.239	23.431	26.555	23.360	27.893	225.1	17	1:41.080	23.492	26.495	23.540	27.553	230.4
<b>11</b> ADRIÁN CRUCES ESP							<b>85</b> XABIER ZURUTUZA ESP						
STV LAGLISSE RACING HUSQVARNA							MTA JUNIOR TEAM KTM						
1	1:48.260	29.812	27.567	23.330	27.551		1	1:49.214	31.066	27.118	23.510	27.520	
2	1:40.741	23.422	26.637	23.152	27.530	227.4	2	1:40.353	23.397	26.498	23.098	<b>27.360</b>	228.1
3	1:41.015	23.413	26.822	23.327	27.453	223.0	3	1:41.028	23.430	26.651	23.256	27.691	226.6
4	<b>1:40.313</b>	<b>23.249</b>	26.597	23.118	<b>27.349</b>	223.0	4	1:40.942	23.660	26.598	23.086	27.598	223.0
5	1:40.320	23.279	26.585	23.093	27.363	222.3	5	1:40.934	23.517	26.629	23.101	27.687	220.8
6	1:40.602	23.342	26.586	23.229	27.445	223.7							
7	1:40.430	23.369	26.542	<b>23.070</b>	27.449	226.6							
8	1:40.502	23.414	26.559	23.109	27.420	225.9							



# JuniorGP

## Finetwork FIM JuniorGP Ricardo Tormo

### Race 1

### Sector Analysis

— Invalidated Lap   ■ Personal Best   ■ Session Best   B Crossing the pit lane

Lap	Time	Sector 1	Sector 2	Sector 3	Sector 4	T.Sp	Lap	Time	Sector 1	Sector 2	Sector 3	Sector 4	T.Sp
6	1:41.017	23.535	26.540	23.250	27.692	218.7	3	1:42.622	23.490	26.671	24.936	<b>27.525</b>	223.7
7	1:40.981	23.505	26.525	23.238	27.713	216.7	4	1:40.773	23.609	26.536	23.008	27.620	222.3
8	1:40.983	23.625	26.454	23.211	27.693	216.0	5	1:40.541	<b>23.367</b>	26.523	23.047	27.604	221.5
9	1:40.682	23.514	26.483	23.165	27.520	216.7	6	1:40.717	23.441	26.492	23.125	27.659	219.4
10	1:40.487	23.440	26.513	23.059	27.475	218.0	7	1:40.540	23.486	26.492	23.001	27.561	217.4
11	1:40.490	23.458	26.537	23.036	27.459	219.4	8	1:40.985	23.491	26.723	23.073	27.698	218.0
12	<b>1:40.153</b>	23.395	26.383	<b>23.009</b>	27.366	220.8	9	1:40.855	23.477	26.531	23.089	27.758	217.4
13	1:40.504	<b>23.367</b>	26.539	23.078	27.520	224.4	10	1:40.792	23.411	26.520	23.139	27.722	219.4
14	1:40.653	23.433	26.351	23.379	27.490	222.3	11	1:40.599	23.461	26.546	<b>22.986</b>	27.606	221.5
15	1:40.801	23.495	26.515	23.338	27.453	220.8	12	<b>1:40.428</b>	23.400	<b>26.470</b>	23.019	27.539	220.8
16	1:41.593	23.481	<b>26.288</b>	23.206	28.618	225.9	13	1:41.015	23.686	26.549	23.135	27.645	218.0
17	1:40.734	23.449	26.708	23.093	27.484	221.5	14	1:40.980	23.457	26.480	23.124	27.919	219.4

**5** **TATCHAKORN BUASRI** THA  
HONDA RACING THAILAND HONDA

1	1:48.381	30.394	27.221	23.314	27.452	
2	1:40.687	23.432	26.559	23.239	27.457	230.4
3	<b>1:40.319</b>	<b>23.244</b>	26.428	23.139	27.508	225.9
4	1:40.543	23.447	26.456	23.177	27.463	223.7
5	1:40.578	23.426	26.501	<b>23.114</b>	27.537	225.1
6	1:40.619	23.384	26.572	23.173	27.490	225.9
7	1:40.407	23.388	<b>26.412</b>	23.150	27.457	223.0
8	1:40.497	23.458	26.476	23.139	<b>27.424</b>	228.9
9	1:42.248	24.175	26.652	23.288	28.133	225.9
10	1:41.093	23.550	26.633	23.289	27.621	220.8
11	1:40.895	23.424	26.670	23.216	27.585	221.5
12	1:40.890	23.448	26.651	23.202	27.589	221.5
13	1:41.157	23.350	26.551	23.613	27.643	222.3
14	1:41.076	23.523	26.574	23.267	27.712	223.0
15	1:40.986	23.469	26.657	23.210	27.650	222.3
16	1:40.911	23.470	26.569	23.193	27.679	224.4
17	1:41.612	23.461	26.695	23.331	28.125	225.9

**94** **FACUNDO LLAMBIAS** URU  
TEAM ESTRELLA GALICIA 0.0 HONDA

1	1:47.121	29.405	26.975	23.203	27.538	
2	<b>1:39.800</b>	23.411	<b>26.192</b>	<b>22.825</b>	27.372	222.3
3	1:39.899	<b>23.297</b>	26.352	22.913	<b>27.337</b>	221.5
4	1:40.347	23.438	26.456	22.974	27.479	218.7
5	1:40.297	23.382	26.391	23.019	27.505	219.4
6	1:40.876	23.744	26.328	23.396	27.408	216.7
7	1:40.490	23.597	26.411	23.078	27.404	218.7
8	1:40.483	23.482	26.422	23.059	27.520	221.5
9	1:40.880	23.672	26.418	23.260	27.530	218.7
10	1:41.309	23.492	26.575	23.259	27.983	220.8
11	1:41.718	23.705	26.613	23.546	27.854	220.1
12	1:41.858	23.692	26.780	23.576	27.810	219.4
13	1:41.987	23.775	26.654	23.404	28.154	219.4
14	1:41.465	23.710	26.561	23.436	27.758	221.5
15	1:41.543	23.774	26.626	23.365	27.778	221.5
16	1:41.801	23.919	26.797	23.261	27.824	217.4
17	1:42.191	23.728	26.844	23.594	28.025	219.4

**55** **NOAH DETTWILER** CHE  
CUNA DE CAMPEONES KTM


1	1:49.027	30.252	27.632	23.596	27.547	
2	1:42.663	23.384	26.549	25.179	27.551	224.4

**93** **FADILLAH ARBI ADITAMA** IDN  
ASTRA HONDA RACING TEAM HONDA

1	1:48.005	30.112	27.130	23.259	<b>27.504</b>	
2	1:41.241	23.549	26.989	23.160	27.543	226.6
3	1:41.310	23.661	26.566	23.534	27.549	228.1
4	1:41.405	23.626	26.820	23.138	27.821	222.3
5	1:40.957	23.514	26.552	<b>23.098</b>	27.793	221.5
6	1:41.001	23.576	26.514	23.193	27.718	220.1
7	1:40.799	23.501	26.557	23.153	27.588	219.4
8	1:40.922	23.611	26.481	23.173	27.657	220.1
9	1:41.117	23.695	26.504	23.127	27.791	220.8
10	1:40.997	23.619	<b>26.480</b>	23.206	27.692	220.8
11	1:41.329	23.660	26.620	23.262	27.787	220.1
12	1:41.413	23.677	26.688	23.250	27.798	218.7
13	1:41.175	23.815	26.648	23.167	27.545	218.0
14	1:41.118	23.586	26.497	23.307	27.728	223.0
15	<b>1:40.778</b>	<b>23.433</b>	26.488	23.314	27.543	220.8
16	1:41.903	23.540	27.005	23.323	28.035	222.3
17	1:41.804	23.693	26.790	23.400	27.921	217.4

**88** **SHINYA EZAWA** JPN  
ASIA TALENT TEAM HONDA

1	1:50.023	30.748	27.392	23.791	28.092	
2	<b>1:41.282</b>	23.791	<b>26.543</b>	23.285	27.663	219.4
3	1:41.556	<b>23.731</b>	26.985	<b>23.180</b>	<b>27.660</b>	219.4
4	1:41.528	23.786	26.670	23.290	27.782	217.4
5	1:41.571	23.769	26.693	23.414	27.695	217.4
6	1:41.677	23.773	26.616	23.348	27.940	217.4
7	1:41.534	23.812	26.576	23.259	27.887	213.3
8	1:41.597	23.750	26.694	23.286	27.867	214.0
9	1:41.782	23.958	26.669	23.312	27.843	212.7
10	1:41.759	23.789	26.666	23.409	27.895	216.0
11	1:41.780	23.889	26.641	23.370	27.880	215.3
12	1:42.018	23.897	26.631	23.383	28.107	214.7
13	1:42.084	24.046	26.647	23.419	27.972	213.3
14	1:42.259	23.826	26.762	23.641	28.030	216.0
15	1:42.027	23.869	26.768	23.357	28.033	217.4
16	1:42.314	24.084	26.813	23.365	28.052	213.3
17	1:42.271	23.772	26.760	23.449	28.290	213.3



# JuniorGP


## Finetwork FIM JuniorGP Ricardo Tormo

### Race 1

## Sector Analysis

— Invalidated Lap   ■ Personal Best   ■ Session Best   B Crossing the pit lane

Lap	Time	Sector 1	Sector 2	Sector 3	Sector 4	T.Sp	Lap	Time	Sector 1	Sector 2	Sector 3	Sector 4	T.Sp	
<b>91</b>	<b>KOTARO UCHIUMI</b>						JPN	15	1:42.744	23.885	27.021	23.526	28.312	214.0
	MTA JUNIOR TEAM						KTM	16	1:42.660	23.854	26.922	23.611	28.273	213.3
1	1:49.156	30.231	27.526	23.560	27.839		17	1:42.619	23.836	27.034	23.560	28.189	214.7	
2	<b>1:41.162</b>	23.646	<b>26.589</b>	<b>23.216</b>	27.711	227.4								
3	1:41.333	<b>23.546</b>	26.786	23.303	<b>27.698</b>	222.3								
4	1:41.432	23.607	26.772	23.288	27.765	222.3								
5	1:41.683	23.671	26.813	23.283	27.916	220.1								
6	1:41.745	23.776	26.706	23.540	27.723	212.0								
7	1:41.322	23.589	26.626	23.280	27.827	218.7								
8	1:41.691	23.688	26.741	23.406	27.856	216.7								
9	1:42.045	23.720	26.978	23.480	27.867	214.7								
10	1:41.881	23.830	26.817	23.321	27.913	215.3								
11	1:42.014	23.818	26.822	23.407	27.967	216.7								
12	1:42.169	23.741	26.982	23.407	28.039	216.0								
13	1:42.219	23.874	26.864	23.432	28.049	215.3								
14	1:42.379	23.906	26.853	23.586	28.034	215.3								
15	1:42.281	23.839	26.837	23.634	27.971	215.3								
16	1:42.502	24.174	26.858	23.449	28.021	215.3								
17	1:42.057	23.714	26.757	23.550	28.036	219.4								
<b>50</b>	<b>LEO RAMMERSTORFER</b>						AUT							
	LIQUI MOLY HUSQVARNA INTACT (						HUSQVARNA							
1	1:50.273	31.164	27.482	23.613	28.014									
2	1:42.007	23.866	26.909	23.463	<b>27.769</b>	225.9								
3	1:41.988	23.707	26.762	23.451	28.068	223.0								
4	<b>1:41.699</b>	23.789	<b>26.733</b>	<b>23.405</b>	27.772	222.3								
5	1:42.157	<b>23.634</b>	26.907	23.421	28.195	220.8								
6	1:42.450	23.757	26.920	23.726	28.047	217.4								
7	1:42.352	23.799	26.977	23.536	28.040	217.4								
8	1:42.528	23.844	26.905	23.699	28.080	216.7								
9	1:42.734	24.091	26.990	23.688	27.965	216.0								
10	1:42.648	23.837	26.949	23.597	28.265	218.7								
11	1:42.473	23.786	26.862	23.537	28.288	218.0								
12	1:42.629	23.961	26.931	23.657	28.080	217.4								
13	1:42.353	23.856	26.901	23.581	28.015	216.7								
14	1:42.492	23.815	26.822	23.791	28.064	217.4								
15	1:42.190	23.687	26.791	23.689	28.023	217.4								
16	1:45.009	23.831	26.942	25.965	28.271	216.7								
17	1:43.158	23.953	27.066	23.917	28.222	216.0								
<b>71</b>	<b>TORIN COLLINS</b>						CAN							
	AGR TEAM						KTM							
1	1:50.089	30.740	27.279	23.732	28.338									
2	1:54.699	34.297	28.275	23.818	28.309	220.1								
3	1:42.756	24.045	27.019	23.516	28.176	214.0								
4	1:42.503	23.873	26.902	23.530	28.198	214.7								
5	1:42.366	23.679	26.966	23.540	28.181	214.0								
6	1:42.719	23.858	26.993	23.681	28.187	212.0								
7	1:42.805	23.967	27.098	23.593	28.147	212.7								
8	1:42.598	23.842	26.889	23.605	28.262	214.0								
9	1:42.216	23.779	26.878	23.488	28.071	214.7								
10	<b>1:41.713</b>	23.611	26.764	23.396	<b>27.942</b>	214.7								
11	1:42.017	<b>23.572</b>	26.861	23.443	28.141	218.7								
12	1:41.762	23.693	<b>26.742</b>	<b>23.326</b>	28.001	215.3								
13	1:42.806	23.652	27.240	23.503	28.411	217.4								
14	1:42.461	23.850	26.902	23.454	28.255	210.7								
<b>34</b>	<b>CESARE TIEZZI</b>						ITA							
	AC RACING TEAM						KTM							
1	1:51.799	30.955	27.835	24.732	28.277									
2	1:43.405	24.241	27.299	23.853	28.012	222.3								
3	1:42.677	23.857	27.052	23.599	28.169	218.0								
4	1:42.545	23.921	27.022	<b>23.454</b>	28.148	217.4								
5	1:42.861	23.974	27.145	23.529	28.213	216.7								
6	1:43.958	24.017	27.052	24.595	28.294	215.3								
7	1:43.798	24.453	27.089	23.903	28.353	216.7								
8	1:43.125	24.055	27.011	23.700	28.359	217.4								
9	1:43.099	24.219	27.005	23.652	28.223	218.7								
10	1:42.604	23.901	26.985	23.528	28.190	212.7								
11	1:42.981	23.904	26.992	23.641	28.444	215.3								
12	1:44.361	24.051	27.125	23.986	29.199	214.0								
13	1:44.596	24.444	27.615	24.143	28.394	209.5								
14	1:42.752	24.009	27.007	23.679	28.057	217.4								
15	1:42.402	23.782	27.000	23.501	28.119	219.4								
16	1:42.458	23.842	<b>26.932</b>	23.493	28.191	219.4								
17	<b>1:42.141</b>	<b>23.725</b>	27.012	23.521	<b>27.883</b>	223.0								
<b>37</b>	<b>ALESSIO MATTEI</b>						ITA							
	MTA JUNIOR TEAM						KTM							
1	1:52.716	31.413	27.913	24.470	28.920									
2	1:43.253	23.893	27.230	23.885	28.245	219.4								
3	1:42.993	23.831	27.341	23.630	28.191	223.7								
4	1:42.574	23.793	26.987	23.549	28.245	217.4								
5	<b>1:42.376</b>	<b>23.716</b>	26.948	<b>23.537</b>	<b>28.175</b>	216.0								
6	1:43.015	23.981	26.898	23.939	28.197	215.3								
7	1:43.781	24.118	27.504	23.913	28.246	212.7								
8	1:43.244	24.114	27.059	23.737	28.334	212.7								
9	1:43.739	24.573	26.981	23.777	28.408	211.4								
10	1:43.039	23.964	27.028	23.767	28.280	215.3								
11	1:43.254	24.045	27.169	23.805	28.235	214.7								
12	1:43.144	24.025	26.902	23.672	28.545	215.3								
13	1:43.950	24.178	27.404	23.829	28.539	212.0								
14	1:42.777	24.026	<b>26.848</b>	23.727	28.176	210.1								
15	1:42.787	24.000	26.928	23.630	28.229	217.4								
16	1:42.664	23.871	26.919	23.669	28.205	217.4								
17	1:44.308	24.333	27.338	24.235	28.402	218.0								
<b>36</b>	<b>ANGUS GRENFELL</b>						AUS							
	ARTBOX						HONDA							
1	1:50.970	31.137	27.734	24.040	28.059									
2	1:42.851	23.963	27.004	23.778	28.106	219.4								
3	1:42.609	23.969	26.944	<b>23.672</b>	28.024	218.0								
4	1:42.659	23.890	26.879	23.784	28.106	216.7								
5	1:43.234	24.125	27.020	23.740	28.349	214.7								
6	1:44.570	25.294	26.964	24.013	28.299	212.0								
7	1:46.772	27.172	27.349	23.820	28.431	214.7								
8	1:43.533	24.017	26.981	24.013	28.522	217.4								
9	1:43.255	24.217	27.064	23.775	28.199	216.7								
10	1:43.246	23.963	26.948	23.743	28.592	214.7								
11	1:43.057	24.203	26.925	23.804	28.125	213.3								



# JuniorGP

## Finetwork FIM JuniorGP Ricardo Tormo

### Race 1

## Sector Analysis

— Invalidated Lap    ■ Personal Best    ■ Session Best    B Crossing the pit lane

Lap	Time	Sector 1	Sector 2	Sector 3	Sector 4	T.Spd	Lap	Time	Sector 1	Sector 2	Sector 3	Sector 4	T.Spd
12	1:42.357	23.829	26.816	23.682	28.030	218.7	9	1:40.160	23.409	26.393	23.034	27.324	223.0
13	1:42.780	24.031	26.721	23.812	28.216	215.3	10	1:40.215	23.377	26.460	23.018	27.360	228.1
14	1:44.999	24.316	26.883	25.868	27.932	222.3	11	1:40.220	23.384	26.407	23.042	27.387	224.4
15	1:42.737	24.081	26.880	23.705	28.071	215.3	12	1:40.238	23.353	26.379	23.017	27.489	225.9
16	1:42.549	23.916	26.889	23.689	28.055	216.0	13	1:41.317	23.737	26.762	23.167	27.651	227.4
17	1:42.648	23.844	26.744	24.040	28.020	216.7	14	1:40.376	23.437	26.375	23.134	27.430	226.6

**74** **ALEX GOURDON** FRA  
TEAM ESTRELLA GALICIA 0,0 HONDA

1	1:51.406	31.221	27.762	24.075	28.348	
2	1:42.574	23.900	26.869	23.715	28.090	219.4
3	1:42.804	24.008	26.982	23.709	28.105	220.1
4	1:42.822	23.905	26.981	23.752	28.184	217.4
5	1:43.049	23.958	26.983	23.850	28.258	214.0
6	1:43.937	24.181	27.203	24.076	28.477	213.3
7	1:44.122	24.309	27.444	24.004	28.365	208.8
8	1:43.669	24.501	27.021	23.766	28.381	211.4
9	1:43.230	24.328	27.005	23.749	28.148	214.7
10	1:43.412	24.250	27.109	23.769	28.284	213.3
11	1:43.357	24.098	27.078	23.843	28.338	214.0
12	1:43.423	24.022	27.125	23.814	28.462	214.7
13	1:43.548	24.250	27.139	23.799	28.360	212.7
14	1:42.964	24.054	26.929	23.786	28.195	215.3
15	1:43.372	24.152	27.117	23.781	28.322	214.7
16	1:43.469	24.135	27.024	23.892	28.418	213.3
17	1:43.801	24.319	27.267	23.880	28.335	212.7

**28** **GEOFFREY EMMANUEL** IND  
CUNA DE CAMPEONES KTM

1	1:52.210	31.363	27.801	24.563	28.483	
2	1:43.623	23.988	27.235	24.134	28.266	222.3
3	1:43.554	23.862	27.586	23.769	28.337	220.1
4	1:42.822	23.771	27.116	23.728	28.207	220.8
5	1:43.390	23.855	27.182	23.895	28.458	219.4
6	1:44.006	24.303	27.118	24.114	28.471	202.7
7	1:43.763	24.016	27.293	24.067	28.387	214.7
8	1:43.580	23.948	27.204	23.981	28.447	215.3
9	1:43.916	24.329	27.351	23.848	28.388	206.9
10	1:43.240	23.781	27.168	23.836	28.455	216.7
11	1:44.168	24.431	27.168	24.156	28.413	196.4
12	1:43.522	23.906	27.208	23.960	28.448	216.0
13	1:43.876	24.001	27.255	24.169	28.451	215.3
14	1:44.291	24.169	27.291	24.209	28.622	210.7
15	1:43.731	24.019	27.289	23.932	28.491	216.7
16	1:44.987	24.105	27.566	24.358	28.958	214.7
17	1:46.099	24.594	27.681	24.504	29.320	208.8

**69** **MARCOS RUDA** ESP  
FINETWORK MIR RACING TEAM KTM

1	1:47.858	29.671	27.178	23.362	27.647	
2	1:40.112	23.345	26.314	23.137	27.316	223.7
3	1:39.914	23.261	26.316	22.953	27.384	227.4
4	1:40.020	23.251	26.410	22.978	27.381	223.7
5	1:40.004	23.346	26.454	22.941	27.263	223.7
6	1:40.453	23.407	26.400	23.311	27.335	223.7
7	1:40.053	23.395	26.406	22.938	27.314	222.3
8	1:40.116	23.314	26.444	22.983	27.375	225.9

**22** **DAVID ALMANSA** ESP  
FINETWORK MIR RACING TEAM KTM

1	1:46.854	29.479	26.924	23.217	27.234	
2	1:39.405	23.320	26.181	22.888	27.016	229.6
3	1:39.402	23.194	26.204	22.807	27.197	220.8
4	1:40.302	23.206	26.700	23.009	27.387	223.0
5	1:40.161	23.368	26.387	22.955	27.451	221.5
6	1:40.338	23.305	26.587	23.032	27.414	221.5
7	1:40.687	23.500	26.583	23.060	27.544	215.3
8	1:40.730	23.499	26.426	23.174	27.631	218.7
9	1:40.230	23.376	26.435	23.106	27.313	223.0
10	1:40.401	23.452	26.484	23.031	27.434	219.4
11	1:40.448	23.515	26.496	23.040	27.397	220.1
12	1:40.253	23.390	26.376	22.978	27.509	221.5
13	1:40.552	23.535	26.502	23.076	27.439	223.0
14	1:40.925	23.583	26.567	23.178	27.597	219.4
15	1:40.814	23.492	26.415	23.228	27.679	222.3
16	1:40.870	23.741	26.488	23.229	27.412	223.7