

JuniorGP Finetwork FIM JuniorGP Jerez Qualifying 2

Classification

No	Rider	Nat	Team	Bike	Tires	Cl.	Time	Lap Total	Gap	Kph
1	18	ÁNGEL PIQUERAS	ESP	TEAM ESTRELLA GALICIA 0,0	HONDA		1:46.433	2 7	-	149.6
2	85	XABIER ZURUTUZA	ESP	MTA JUNIOR TEAM	KTM		1:46.990	3 7	+0.557	148.8
3	14	CORMAC BUCHANAN	NZL	AGR TEAM	KTM		1:47.129	3 7	+0.696	148.6
4	22	DAVID ALMANSA	ESP	FINETWORK MIR RACING TEAM	KTM		1:47.187	3 7	+0.754	148.6
5	23	ELIA BARTOLINI	ITA	TEAM ESTRELLA GALICIA 0,0	HONDA		1:47.547	2 7	+1.114	148.1
6	8	EDDIE O'SHEA	GBE	BRITISH TALENT TEAM	HONDA		1:47.570	2 8	+1.137	148.0
7	94	FACUNDO LLAMBIAS	URY	TEAM ESTRELLA GALICIA 0,0	HONDA		1:47.617	3 7	+1.184	148.0
8	83	ALVARO CARPE	ESP	STV LAGLISSE RACING	HUSQVARNA		1:47.658	6 7	+1.225	147.9
9	12	JACOB ROULSTONE	AUS	ASPAR JUNIOR TEAM	GASGAS		1:47.693	3 5	+1.260	147.9
10	57	DANIAL SHAHRIL	MYS	ASIA TALENT TEAM	HONDA		1:47.715	3 8	+1.282	147.8
11	10	NICO CARRARO	ITA	ASPAR JUNIOR TEAM	GASGAS		1:47.731	2 4	+1.298	147.8
12	19	ALESSANDRO MOROSI	ITA	EAGLE-1	KTM		1:47.734	3 6	+1.301	147.8
13	11	ADRIÁN CRUCES	ESP	FINETWORK MIR RACING TEAM	KTM		1:47.781	6 6	+1.348	147.7
14	58	LUCA LUNETTA	ITA	AC RACING TEAM	KTM		1:47.806	2 3	+1.373	147.7
15	78	JAKOB ROSENTHALER	AUT	LIQUI MOLY HUSQVARNA INTACT GP JUNIOR TEAM	HUSQVARNA		1:47.982	7 9	+1.549	147.5
16	7	JOEL ESTEBAN	ESP	ASPAR JUNIOR TEAM	GASGAS		1:47.996	2 7	+1.563	147.4
17	69	MARCOS RUDA	ESP	FINETWORK MIR RACING TEAM	KTM		1:48.233	6 8	+1.800	147.1
18	5	TATCHAKORN BUASRI	THA	HONDA RACING THAILAND	HONDA		1:48.523	2 8	+2.090	146.7

Fastest Lap: Lap 2 | ÁNGEL PIQUERAS | 1:46.433 | 149.6 Kph


RIDERS NR. 5, 7, 10, 19, 69 & 83 SOME LAPTICES CANCELLED DUE TO TRACK LIMIT

Track Status: **DRY**

Published at:

Clerk of the Course:
Miguel Ángel Rodríguez

Timekeeper:
José Antonio Ortega




JuniorGP

Finetwork FIM JuniorGP Jerez

Qualifying 2

Best Sector Times

Pos	Sector 1			Sector 2			Sector 3			Sector 4			Pos	No	Ideal Lap	Best Lap
	No Rider	Time	No Rider	Time	No Rider	Time	No Rider	Time	No Rider	Time						
1	14 C.BUCHANAN	26.091	85 X.ZURUTUZA	16.181	18 Á.PIQUERAS	31.077	18 Á.PIQUERAS	32.892	1	18	1:46.319	1:46.433	(1)			
2	85 X.ZURUTUZA	26.131	18 Á.PIQUERAS	16.200	85 X.ZURUTUZA	31.212	94 F.LLAMBIAS	33.024	2	85	1:46.761	1:46.990	(2)			
3	18 Á.PIQUERAS	26.150	14 C.BUCHANAN	16.225	83 A.CARPE	31.261	22 D.ALMANSA	33.068	3	22	1:47.082	1:47.187	(4)			
4	83 A.CARPE	26.290	94 F.LLAMBIAS	16.304	10 N.CARRARO	31.339	19 A.MOROSI	33.205	4	14	1:47.129	1:47.129	(3)			
5	22 D.ALMANSA	26.310	12 J.ROULSTONE	16.306	23 E.BARTOLINI	31.374	12 J.ROULSTONE	33.223	5	94	1:47.174	1:47.617	(7)			
6	94 F.LLAMBIAS	26.319	83 A.CARPE	16.317	12 J.ROULSTONE	31.382	85 X.ZURUTUZA	33.237	6	83	1:47.321	1:47.658	(8)			
7	23 E.BARTOLINI	26.348	22 D.ALMANSA	16.322	22 D.ALMANSA	31.382	57 D.SHAHRIL	33.250	7	12	1:47.334	1:47.693	(9)			
8	8 E.O'SHEA	26.356	23 E.BARTOLINI	16.350	8 E.O'SHEA	31.464	14 C.BUCHANAN	33.293	8	23	1:47.446	1:47.547	(5)			
9	19 A.MOROSI	26.364	7 J.ESTEBAN	16.366	11 A.CRUCES	31.493	8 E.O'SHEA	33.311	9	8	1:47.500	1:47.570	(6)			
10	7 J.ESTEBAN	26.366	8 E.O'SHEA	16.369	69 M.RUDA	31.493	11 A.CRUCES	33.354	10	19	1:47.611	1:47.734	(12)			
11	58 L.LUNETTA	26.385	58 L.LUNETTA	16.418	78 J.ROSENTHALER	31.497	23 E.BARTOLINI	33.374	11	57	1:47.633	1:47.715	(10)			
12	11 A.CRUCES	26.392	57 D.SHAHRIL	16.426	14 C.BUCHANAN	31.520	78 J.ROSENTHALER	33.381	12	10	1:47.636	1:47.731	(11)			
13	57 D.SHAHRIL	26.397	10 N.CARRARO	16.427	58 L.LUNETTA	31.525	10 N.CARRARO	33.416	13	11	1:47.720	1:47.781	(13)			
14	12 J.ROULSTONE	26.423	5 T.BUASRI	16.478	94 F.LLAMBIAS	31.527	83 A.CARPE	33.453	14	58	1:47.806	1:47.806	(14)			
15	10 N.CARRARO	26.454	11 A.CRUCES	16.481	19 A.MOROSI	31.538	69 M.RUDA	33.471	15	78	1:47.912	1:47.982	(15)			
16	69 M.RUDA	26.460	19 A.MOROSI	16.504	57 D.SHAHRIL	31.560	58 L.LUNETTA	33.478	16	7	1:47.925	1:47.996	(16)			
17	78 J.ROSENTHALER	26.474	78 J.ROSENTHALER	16.560	7 J.ESTEBAN	31.565	7 J.ESTEBAN	33.628	17	69	1:48.009	1:48.233	(17)			
18	5 T.BUASRI	26.580	69 M.RUDA	16.585	5 T.BUASRI	31.738	5 T.BUASRI	33.665	18	5	1:48.461	1:48.523	(18)			




JuniorGP

Finetwork FIM JuniorGP Jerez

Qualifying 2

Best Top Speed

No Rider	Team	Class	Top 1		Top 2		Top 3		Top 4		Top 5		
			Kph	Lap	Kph	Lap	Kph	Lap	Kph	Lap	Kph	Lap	Avg
85	XABIER ZURUTUZA	MTA JUNIOR TEAM	213.9	1	211.8	2	210.9	3	210.9	6	208.9	7	211,3
18	ÁNGEL PIQUERAS	TEAM ESTRELLA GALICIA 0,0	213.4	2	211.8	3	209.3	6	205.7	5	203.8	7	208,8
83	ALVARO CARPE	STV LAGLISSE RACING	213.4	2	209.7	1	209.7	6	207.3	3	206.1	4	209,2
7	JOEL ESTEBAN	ASPAR JUNIOR TEAM	212.6	2	210.9	1	210.1	3	208.5	7	206.5	6	209,7
14	CORMAC BUCHANAN	AGR TEAM	212.6	1	212.2	7	211.4	2	211.4	3	210.1	6	211,5
11	ADRIÁN CRUCES	FINETWORK MIR RACING TEAM	211.4	2	208.1	3	207.7	6	207.3	5	206.1	1	208,1
12	JACOB ROULSTONE	ASPAR JUNIOR TEAM	211.4	2	208.1	3	204.5	1	202.6	4	168.7	5	199,1
23	ELIA BARTOLINI	TEAM ESTRELLA GALICIA 0,0	210.9	1	210.5	2	208.9	6	208.5	7	204.9	3	208,7
78	JAKOB ROSENTHALER	LIQUI MOLY HUSQVARNA INTACT GP JUNIOR TEAM	210.9	2	207.7	3	207.7	7	207.7	8	207.7	9	208,3
8	EDDIE O'SHEA	BRITISH TALENT TEAM	209.7	1	208.1	5	207.3	2	207.3	8	206.9	7	207,9
19	ALESSANDRO MOROSI	EAGLE-1	209.7	4	206.9	2	206.5	3	203.4	6	202.6	5	205,8
69	MARCOS RUDA	FINETWORK MIR RACING TEAM	209.7	1	206.5	5	206.1	6	206.1	8	205.7	7	206,8
5	TATCHAKORN BUASRI	HONDA RACING THAILAND	209.3	2	207.7	1	207.3	5	206.9	3	206.9	4	207,6
10	NICO CARRARO	ASPAR JUNIOR TEAM	209.3	1	208.5	2	203.8	4	192.2	3			203,5
57	DANIAL SHAHRIL	ASIA TALENT TEAM	208.9	2	206.9	1	206.5	3	206.1	4	206.1	5	206,9
58	LUCA LUNETTA	AC RACING TEAM	208.5	2	207.3	1	204.5	3					206,8
94	FACUNDO LLAMBIAS	TEAM ESTRELLA GALICIA 0,0	208.5	4	208.1	3	207.7	1	207.7	7	204.5	6	207,3
22	DAVID ALMANSA	FINETWORK MIR RACING TEAM	207.3	2	207.3	6	206.9	7	206.5	3	204.9	1	206,6




JuniorGP

Finetwork FIM JuniorGP Jerez

After Qualifying 2

Event maximum speed

No Rider	Team	Bike	Class	Top Speed	Lap	Session
10 NICO CARRARO	ASPAR JUNIOR TEAM	GASGAS		215.1	16	Free Practice 1
14 CORMAC BUCHANAN	AGR TEAM	KTM		215.1	3	Practice
55 NOAH DETTWILER	CUNA DE CAMPEONES	KTM		214.3	6	Free Practice 1
69 MARCOS RUDA	FINETWORK MIR RACING TEAM	KTM		214.3	17	Practice
83 ALVARO CARPE	STV LAGLISSE RACING	HUSQVARNA		214.3	15	Practice
85 XABIER ZURUTUZA	MTA JUNIOR TEAM	KTM		213.9	1	Qualifying 2
11 ADRIÁN CRUCES	FINETWORK MIR RACING TEAM	KTM		213.4	6	Qualifying 1
18 ÁNGEL PIQUERAS	TEAM ESTRELLA GALICIA 0,0	HONDA		213.4	2	Qualifying 2
57 DANIAL SHAHRIL	ASIA TALENT TEAM	HONDA		213.4	4	Practice
7 JOEL ESTEBAN	ASPAR JUNIOR TEAM	GASGAS		213.4	3	Practice
8 EDDIE O'SHEA	BRITISH TALENT TEAM	HONDA		213.4	12	Free Practice 2
19 ALESSANDRO MOROSI	EAGLE-1	KTM		212.2	17	Practice
50 LEO RAMMERSTORFER	LIQUI MOLY HUSQVARNA INTACT GP JUNIOR TEAM	HUSQVARNA		212.2	5	Practice
78 JAKOB ROSENTHALER	LIQUI MOLY HUSQVARNA INTACT GP JUNIOR TEAM	HUSQVARNA		212.2	9	Free Practice 1
93 FADILLAH ARBI ADITAMA	ASTRA HONDA RACING TEAM	HONDA		212.2	13	Free Practice 1
22 DAVID ALMANSA	FINETWORK MIR RACING TEAM	KTM		211.8	14	Practice
28 GEOFFREY EMMANUEL	CUNA DE CAMPEONES	KTM		211.8	3	Qualifying 1
5 TATCHAKORN BUASRI	HONDA RACING THAILAND	HONDA		211.8	12	Free Practice 1
58 LUCA LUNETTA	AC RACING TEAM	KTM		211.8	2	Free Practice 2
12 JACOB ROULSTONE	ASPAR JUNIOR TEAM	GASGAS		211.4	2	Qualifying 2
37 ALESSIO MATTEI	MTA JUNIOR TEAM	KTM		211.4	5	Qualifying 1
91 KOTARO UCHIUMI	MTA JUNIOR TEAM	KTM		211.4	4	Practice
94 FACUNDO LLAMBIAS	TEAM ESTRELLA GALICIA 0,0	HONDA		211.4	6	Free Practice 1
23 ELIA BARTOLINI	TEAM ESTRELLA GALICIA 0,0	HONDA		210.9	1	Qualifying 2
34 CESARE TIEZZI	AC RACING TEAM	KTM		210.5	12	Free Practice 1
71 TORIN COLLINS	AGR TEAM	KTM		210.1	10	Free Practice 1
48 GABIN PLANQUES	FIRST BIKE ACADEMY	KTM		209.7	2	Qualifying 1
89 MARCOS URIARTE	STV LAGLISSE RACING	HUSQVARNA		209.7	3	Free Practice 1
74 ALEX GOURDON	TEAM ESTRELLA GALICIA 0,0	HONDA		207.7	15	Free Practice 1




JuniorGP

Finetwork FIM JuniorGP Jerez

Qualifying 2

Fastest Lap Sequence

Elapsed	No Rider	Team	Bike	Class	Time	Kph	Lap
3:47.612	10 NICO CARRARO	ASPAR JUNIOR TEAM	GASGAS		1:47.731	147.8	2
3:47.687	23 ELIA BARTOLINI	TEAM ESTRELLA GALICIA 0,0	HONDA		1:47.547	148.1	2
3:48.484	85 XABIER ZURUTUZA	MTA JUNIOR TEAM	KTM		1:47.299	148.4	2
3:54.756	18 ÁNGEL PIQUERAS	TEAM ESTRELLA GALICIA 0,0	HONDA		1:46.433	149.6	2




JuniorGP

Finetwork FIM JuniorGP Jerez

Qualifying 2

Sector Analysis

— Invalidated Lap							■ Personal Best							■ Session Best							B Crossing the pit lane																				
Lap	Time	Sector 1	Sector 2	Sector 3	Sector 4	T.SpD	Lap	Time	Sector 1	Sector 2	Sector 3	Sector 4	T.SpD	Lap	Time	Sector 1	Sector 2	Sector 3	Sector 4	T.SpD	Lap	Time	Sector 1	Sector 2	Sector 3	Sector 4	T.SpD														
18 ÁNGEL PIQUERAS ESP																																									
TEAM ESTRELLA GALICIA 0,0 HONDA																																									
1	2:08.323	41.396	17.023	35.070	34.834	198.5	5	3:23.208 B	26.594	16.636	32.199	2:07.779	208.1	6	1:53.774	31.874	16.625	31.748	33.527	204.9	7	1:47.850	26.369	16.467	31.464	33.550	206.9	8	1:47.834	26.384	16.425	31.534	33.491	207.3							
2	1:46.433	26.179	16.285	31.077	32.892	213.4	94	FACUNDO LLAMBIAS URY																				1	2:07.295	40.205	17.017	35.591	34.482	207.7							
3	1:46.696	26.150	16.200	31.301	33.045	211.8	TEAM ESTRELLA GALICIA 0,0 HONDA																												2	1:47.689	26.604	16.533	31.528	33.024	204.2
4	5:06.219 B	26.583	16.822	32.123	3:50.691	197.1	3	1:47.617	26.319	16.307	31.527	33.464	208.1	3	1:49.588	26.290	16.317	31.733	35.248	207.3																					
5	1:53.450	31.302	16.744	31.900	33.504	205.7	4	4:59.399 B	26.449	16.304	31.868	3:44.778	208.5	4	4:41.137 B	26.789	16.599	31.950	3:25.799	206.1																					
6	1:49.474	26.507	16.387	32.184	34.396	209.3	5	1:58.079	33.938	17.217	32.723	34.201	201.9	5	2:08.827	43.375	18.248	32.732	34.472	202.6																					
7	1:49.868	26.810	16.604	32.128	34.326	203.8	6	1:50.687	26.960	16.759	32.600	34.368	204.5	6	1:47.658	26.413	16.366	31.261	33.618	209.7																					
85 XABIER ZURUTUZA ESP																																									
MTA JUNIOR TEAM KTM																																									
1	2:01.185	36.124	16.494	34.090	34.477	213.9	83 ALVARO CARPE ESP																																		
2	1:47.299	26.534	16.316	31.212	33.237	211.8	STV LAGLISSE RACING HUSQVARNA																																		
3	1:46.990	26.175	16.181	31.367	33.267	210.9	1	2:01.151	35.872	16.705	34.236	34.338	209.7																												
4	4:48.000 B	27.721	16.397	32.025	3:31.857	207.7	2	1:47.751	26.466	16.370	31.462	33.453	213.4																												
5	2:04.654	39.546	18.273	32.214	34.621	207.3	3	1:49.588	26.290	16.317	31.733	35.248	207.3																												
6	1:47.258	26.131	16.286	31.316	33.525	210.9	4	4:41.137 B	26.789	16.599	31.950	3:25.799	206.1																												
7	1:49.113	26.256	16.435	32.902	33.520	208.9	5	2:08.827	43.375	18.248	32.732	34.472	202.6																												
14 CORMAC BUCHANAN NZL																																									
AGR TEAM KTM																																									
1	2:00.620	35.474	16.664	34.209	34.273	212.6	12 JACOB ROULSTONE AUS																																		
2	1:48.075	26.161	16.378	32.189	33.347	211.4	ASPAR JUNIOR TEAM GASGAS																																		
3	1:47.129	26.091	16.225	31.520	33.293	211.4	1	1:59.826	32.591	16.578	34.185	36.472	204.5																												
4	4:35.264 B	26.690	16.577	32.665	3:19.332	205.3	2	1:48.240	26.764	16.592	31.661	33.223	211.4																												
5	2:16.526	51.569	18.215	32.425	34.317	203.8	3	1:47.693	26.423	16.306	31.641	33.323	208.1																												
6	1:47.834	26.215	16.388	31.730	33.501	210.1	4	4:31.047 B	26.534	16.600	32.118	3:15.795	202.6																												
7	1:48.619	26.363	16.350	32.049	33.857	212.2	5	2:14.719	46.131	18.733	34.632	35.223	168.7																												
22 DAVID ALMANSA ESP																																									
FINETWORK MIR RACING TEAM KTM																																									
1	2:06.901	40.127	16.944	35.403	34.427	204.9	57 DANIAL SHAHRIL MYS																																		
2	1:47.483	26.412	16.403	31.382	33.286	207.3	ASIA TALENT TEAM HONDA																																		
3	1:47.187	26.310	16.322	31.487	33.068	206.5	1	2:14.936	51.669	16.723	32.445	34.099	206.9																												
4	4:55.446 B	26.514	16.558	32.091	3:40.283	203.8	2	1:47.909	26.653	16.446	31.560	33.250	208.9																												
5	1:55.408	31.678	17.252	32.625	33.853	199.6	3	1:47.715	26.397	16.426	31.597	33.295	206.5																												
6	1:48.039	26.369	16.377	31.644	33.649	207.3	4	1:48.320	26.560	16.487	31.669	33.604	206.1																												
7	1:48.169	26.657	16.418	31.518	33.576	206.9	5	3:20.004 B	27.051	16.659	32.103	2:04.191	206.1																												
23 ELIA BARTOLINI ITA																																									
TEAM ESTRELLA GALICIA 0,0 HONDA																																									
1	2:00.140	35.197	16.446	34.176	34.321	210.9	10 NICO CARRARO ITA																																		
2	1:47.547	26.348	16.451	31.374	33.374	210.5	ASPAR JUNIOR TEAM GASGAS																																		
3	1:50.450	26.447	16.502	32.432	35.069	204.9	1	1:59.881	34.940	16.544	34.211	34.186	209.3																												
4	4:23.880 B	27.105	16.746	32.005	3:08.024	204.9	2	1:47.731	26.549	16.427	31.339	33.416	208.5																												
5	2:25.000	1:00.646	17.964	32.193	34.197	204.9	3	6:40.164 B	26.454	16.720	32.183	5:24.807	192.2																												
6	1:48.397	26.571	16.494	31.644	33.688	208.9	4	1:59.246	35.016	17.767	32.429	34.034	203.8																												
7	1:48.454	26.350	16.350	31.952	33.802	208.5																																			
8 EDDIE O'SHEA GBE																																									
BRITISH TALENT TEAM HONDA																																									
1	2:14.464	51.806	16.597	32.176	33.885	209.7	19 ALESSANDRO MOROSI ITA																																		
2	1:47.570	26.356	16.369	31.534	33.311	207.3	EAGLE-1 KTM																																		
3	1:48.193	26.424	16.505	31.792	33.472	204.2	1	7:33.866 B	49.342	17.304	32.786	5:54.434	201.9																												
4	1:49.360	27.254	16.678	31.753	33.675	206.5	2	1:58.535	33.131	16.528	31.823	37.053	206.9																												
							3	1:47.734	26.364	16.541	31.624	33.205	206.5																												
							4	1:48.030	26.444	16.504	31.538	33.544	209.7																												



JuniorGP

Finetwork FIM JuniorGP Jerez

Qualifying 2

Sector Analysis

— Invalidated Lap ■ Personal Best ■ Session Best B Crossing the pit lane

Lap	Time	Sector 1	Sector 2	Sector 3	Sector 4	T.Sp	Lap	Time	Sector 1	Sector 2	Sector 3	Sector 4	T.Sp
5	1:50.890	27.313	17.015	32.425	34.137	202.6	5	3:26.360 B	26.788	16.665	33.280	2:09.627	207.3
6	1:49.157	26.741	16.727	31.814	33.875	203.4	6	1:53.027	30.510	16.814	31.762	33.941	204.9
11	ADRIÁN CRUCES					ESP	7	1:49.426	26.844	16.725	31.900	33.957	205.7
	FINETWORK MIR RACING TEAM					KTM	8	1:49.773	26.974	16.817	31.883	34.099	204.9
1	1:59.506	33.296	16.780	32.793	36.637	206.1							
2	1:49.950	26.871	16.675	31.944	34.460	211.4							
3	6:25.391 B	26.853	16.718	32.516	5:09.304	208.1							
4	2:14.289	48.081	18.002	33.180	35.026	197.8							
5	1:48.254	26.598	16.554	31.493	33.609	207.3							
6	1:47.781	26.392	16.481	31.554	33.354	207.7							
58	LUCA LUNETTA					ITA							
	AC RACING TEAM					KTM							
1	12:27.344	...	17.213	32.196	34.208	207.3							
2	1:47.806	26.385	16.418	31.525	33.478	208.5							
3	1:48.676	26.428	16.545	31.829	33.874	204.5							
78	JAKOB ROSENTHALER					AUT							
	LIQUI MOLY HUSQVARNA INTACT C				HUSQVARNA								
1	2:07.799	41.687	16.853	34.503	34.756	207.3							
2	1:48.368	26.657	16.646	31.662	33.403	210.9							
3	1:48.537	26.558	16.597	31.792	33.590	207.7							
4	1:48.925	26.543	16.638	32.037	33.707	205.7							
5	1:57.918	28.308	17.432	33.637	38.541	200.4							
6	1:48.393	26.701	16.669	31.589	33.434	206.5							
7	1:47.982	26.523	16.560	31.518	33.381	207.7							
8	1:48.082	26.474	16.594	31.497	33.517	207.7							
9	1:49.126	26.580	16.631	31.748	34.167	207.7							
7	JOEL ESTEBAN					ESP							
	ASPAR JUNIOR TEAM				GASGAS								
1	2:01.846	35.364	16.718	34.925	34.839	210.9							
2	1:47.996	26.434	16.366	31.568	33.628	212.6							
3	1:48.537	26.493	16.433	31.565	34.046	210.1							
4	5:14.693 B	27.703	16.912	32.524	3:57.554	202.2							
5	1:53.155	30.483	16.854	31.925	33.893	204.9							
6	1:48.471	26.598	16.552	31.597	33.724	206.5							
7	1:48.107	26.366	16.414	31.403	33.924	208.5							
69	MARCOS RUDA					ESP							
	FINETWORK MIR RACING TEAM				KTM								
1	2:07.249	40.294	17.002	35.371	34.582	209.7							
2	1:48.539	26.603	16.588	31.814	33.534	203.4							
3	3:34.665 B	26.663	16.667	32.166	2:19.169	204.9							
4	2:01.067	32.616	17.700	34.950	35.801	182.1							
5	1:47.972	26.396	16.585	31.520	33.471	206.5							
6	1:48.233	26.494	16.604	31.493	33.642	206.1							
7	1:48.325	26.460	16.593	31.502	33.770	205.7							
8	1:49.044	26.474	16.734	31.825	34.011	206.1							
5	TATCHAKORN BUASRI					THA							
	HONDA RACING THAILAND				HONDA								
1	2:16.076	53.437	16.676	32.166	33.797	207.7							
2	1:48.523	26.580	16.478	31.799	33.666	209.3							
3	1:48.658	26.629	16.626	31.738	33.665	206.9							
4	1:48.973	26.625	16.706	31.862	33.780	206.9							