

FIM JUNIORGP WORLD CHAMPIONSHIP - PORTIMAO

Autódromo Internacional do Algarve

JuniorGP

29 June - 2 July 2023

Result Qualifying 2

Autodromo Internacional Algarve - 4592mtr.

Pos	Nbr	Name / Entrant	Motorcycle	Fastest	In	Gap	Diff	Laps	Km/h
1	58	LUCA LUNETTA (ITA) AC RACING TEAM	KTM	1:48.147	3			5	152.86
2	18	ÁNGEL PIQUERAS (ESP) ESTRELLA GALICIA 0,0	HONDA	1:48.660	2	0.513	0.513	5	152.14
3	11	ADRIÁN CRUCES (ESP) FINETWORK MIRRACING TEAM	KTM	1:48.795	3	0.648	0.135	6	151.95
4	7	JOEL ESTEBAN (ESP) ASPAR JUNIOR TEAM	GASGAS	1:48.801	2	0.654	0.006	5	151.94
5	12	JACOB ROULSTONE (AUS) ASPAR JUNIOR TEAM	GASGAS	1:48.823	3	0.676	0.022	6	151.91
6	22	DAVID ALMANSA (ESP) FINETWORK MIRRACING TEAM	KTM	1:48.921	6	0.774	0.098	6	151.77
7	14	CORMAC BUCHANAN (NZL) AGR TEAM	KTM	1:49.070	5	0.923	0.149	5	151.57
8	5	TATC HAKORN BUASRI (THA) HONDA RACING THAILAND	HONDA	1:49.158	2	1.011	0.088	8	151.44
9	78	JAKOB ROSENTHALER (AUT) LIQUI MOLY HUSQVARNA	HUSQVARNA	1:49.229	6	1.082	0.071	6	151.34
10	23	ELIA BARTOLINI (ITA) ESTRELLA GALICIA 0,0	HONDA	1:49.262	2	1.115	0.033	5	151.30
11	10	NICO CARRARO (ITA) ASPAR JUNIOR TEAM	GASGAS	1:49.308	2	1.161	0.046	5	151.24
12	85	XABIER ZURUTUZA (ESP) MTA JUNIOR TEAM	KTM	1:49.341	5	1.194	0.033	7	151.19
13	19	ALESSANDRO MOROSI (ITA) EAGLE-1	KTM	1:49.535	6	1.388	0.194	8	150.92
14	8	EDDIE O'SHEA (GBR) BRITISH TALENT TEAM	HONDA	1:49.570	4	1.423	0.035	4	150.87
15	69	MARCOS RUDA (ESP) FINETWORK MIRRACING TEAM	KTM	1:49.762	3	1.615	0.192	6	150.61
16	89	MARCOS URIARTE (ESP) STV LAGLI SSE RACING	HUSQVARNA	1:49.809	5	1.662	0.047	5	150.55
17	83	ALVARO CARPE (ESP) STV LAGLI SSE RACING	HUSQVARNA	1:49.838	2	1.691	0.029	5	150.51
18	93	FADILLAH ARBI ADITAMA (INA) ASTRA HONDA RACING TEAM	HONDA	1:50.005	2	1.858	0.167	8	150.28

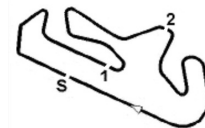
Fastest time : 1:48.147 in lap 3 by nbr. 58 : LUCA LUNETTA (KTM)

Publication-time

 Results: <https://livetiming.raceresults.ru/autodromodalgarve>

Timekeeping by :

Page 1 of 1		



FIM JUNIORGP WORLD CHAMPIONSHIP - PORTIMAO

Autódromo Internacional do Algarve

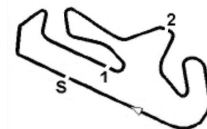
JuniorGP

29 June - 2 July 2023

Laptimes - Qualifying 2

Autodromo Internacional Algarve - 4592mtr.

Nbr	Name	Laps	lap	Lap ..1	Lap ..2	Lap ..3	Lap ..4	Lap ..5	Lap ..6	Lap ..7	Lap ..8	Lap ..9	Lap ..0
93	FADILLAH ARBI ADITAMA	8	1 - 10	2:11.494	1:50.005	2:04.946	1:50.180	1:50.551	1:52.112	1:54.704	1:50.604		
5	TATCHAKORN BUASRI	8	1 - 10	2:10.711	1:49.158	2:03.735	1:52.302	1:50.310	1:50.439	1:54.126	1:53.146		
19	A LESSA NDRO MOROSI	8	1 - 10	2:12.975	1:50.022	2:00.081	1:52.525	1:49.728	1:49.535	1:50.451	1:55.938		
85	XABIER ZURUTUZA	7	1 - 10	2:09.429	1:49.660	2:24.260	2:44.076	1:49.341	2:08.685	1:49.991			
12	JACOB ROULSTONE	6	1 - 10	2:09.970	1:49.057	1:48.823	2:14.048	5:16.484	1:49.951				
78	JAKOB ROSENTHALER	6	1 - 10	2:00.766	1:49.391	1:49.671	2:10.556	5:44.001	1:49.229				
22	DAVID ALMANSA	6	1 - 10	2:00.030	1:48.974	1:49.062	2:10.037	5:51.985	1:48.921				
69	MARCOS RUDA	6	1 - 10	2:00.172	1:49.802	1:49.762	2:11.677	5:55.166	1:53.598				
11	ADRIÁN CRUCES	6	1 - 10	2:00.626	1:50.081	1:48.795	2:11.157	6:21.399	1:52.098				
58	LUCA LUNETTA	5	1 - 10	2:01.191	1:48.844	1:48.147	2:09.492	5:59.289					
18	ÁNGEL PIQUERA S	5	1 - 10	2:00.823	1:48.660	1:48.696	2:15.294	6:18.951					
83	ALVARO CARPE	5	1 - 10	2:06.923	1:49.838	2:25.890	6:42.777	1:50.467					
14	CORMA C BUCHANAN	5	1 - 10	2:13.876	1:49.771	2:23.772	6:57.435	1:49.070					
10	NICO CARRA RO	5	1 - 10	2:08.552	1:49.308	2:24.871	6:57.985	1:49.776					
23	ELIA BARTOLINI	5	1 - 10	2:08.485	1:49.262	2:26.322	6:56.229	1:50.454					
89	MARCOS URIA RTE	5	1 - 10	2:09.669	1:50.000	2:23.258	6:58.110	1:49.809					
7	JOEL ESTEBAN	5	1 - 10	2:09.065	1:48.801	2:23.719	6:48.027	2:03.267					
8	EDDIE O'SHEA	4	1 - 10	2:05.087	2:10.223	9:04.333	1:49.570						



FIM JUNIORGP WORLD CHAMPIONSHIP - PORTIMAO

Autódromo Internacional do Algarve

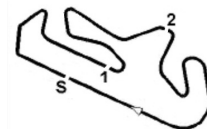
JuniorGP

29 June - 2 July 2023

Sector analyse - Qualifying 2

Autodromo Internacional Algarve - 4592mtr.

Pos	Nbr	Name / Team name	Sector 1			Sector 2			Sector 3			theoretical best	Actual best	In
			time	Lap	pos	time	Lap	pos	time	Lap	pos			
1	58	LUCA LUNETTA (ITA)	36.277	3	3	30.794	3	1	41.076	3	1	1:48.147	1:48.147	3
2	18	ÁNGEL PIQUERAS (ESP)	36.381	3	5	30.885	2	2	41.323	3	4	1:48.589	1:48.660	2
3	11	ADRIÁN CRUCES (ESP)	36.400	3	7	31.025	3	3	41.370	3	7	1:48.795	1:48.795	3
4	7	JOEL ESTEBAN (ESP)	36.255	2	2	31.091	2	6	41.455	2	9	1:48.801	1:48.801	2
5	12	JACOB ROULSTONE (A US)	36.172	3	1	31.052	3	5	41.329	2	5	1:48.553	1:48.823	3
6	22	DAVID ALMANSA (ESP)	36.341	6	4	31.129	2	8	41.416	3	8	1:48.886	1:48.921	6
7	14	CORMAC BUCHANAN (NZL)	36.622	5	15	31.158	5	10	41.290	5	2	1:49.070	1:49.070	5
8	5	TATCHAKORN BUA SRI (THA)	36.529	6	12	31.252	2	15	41.358	2	6	1:49.139	1:49.158	2
9	78	JAKOB ROSENTHALER (AUT)	36.554	3	13	31.035	6	4	41.313	6	3	1:48.902	1:49.229	6
10	23	ELIA BARTOLINI (ITA)	36.404	2	8	31.168	5	11	41.577	2	12	1:49.149	1:49.262	2
11	10	NICO CARRARO (ITA)	36.447	2	11	31.185	2	14	41.633	5	14	1:49.265	1:49.308	2
12	85	XABIER ZURUTUZA (ESP)	36.386	7	6	31.178	5	13	41.589	2	13	1:49.153	1:49.341	5
13	19	ALESSANDRO MOROSI (ITA)	36.443	6	10	31.098	3	7	41.838	2	18	1:49.379	1:49.535	6
14	8	EDDIE O'SHEA (GBR)	36.846	4	18	31.157	4	9	41.567	4	11	1:49.570	1:49.570	4
15	69	MARCOS RUDA (ESP)	36.656	3	16	31.271	3	16	41.819	2	16	1:49.746	1:49.762	3
16	89	MARCOS URIARTE (ESP)	36.668	3	17	31.173	5	12	41.530	5	10	1:49.371	1:49.809	5
17	83	ALVARO CARPE (ESP)	36.410	3	9	31.426	5	18	41.821	2	17	1:49.657	1:49.838	2
18	93	FADILLAH ARBI ADITAMA (INA)	36.607	8	14	31.329	2	17	41.805	2	15	1:49.741	1:50.005	2



FIM JUNIORGP WORLD CHAMPIONSHIP - PORTIMAO

Autódromo Internacional do Algarve

JuniorGP

29 June - 2 July 2023

Laps and Sector Times - Qualifying 2

Autodromo Internacional Algarve - 4592mtr.

5 TATCHAKORN BUASRI (THA)										HONDA									
lap	Sect-1	Speed	Sect-2	Speed	Sect-3	Speed	TopSpeed	laptime	pit	lap	Sect-1	Speed	Sect-2	Speed	Sect-3	Speed	Topspeed	laptime	pit
1	Pit Out	88.9	37.748	115.1	44.623			2:10.711		5	36.791	104.0	31.630	<u>117.9</u>	41.889		233.3	1:50.310	
2	36.548	99.4	<u>31.252</u>	117.4	<u>41.358</u>		<u>243.2</u>	<u>1:49.158</u>		6	<u>36.529</u>	103.1	31.750	116.4	42.160		233.8	1:50.439	
3	36.732	100.8	32.275	107.5	54.728		242.2	2:03.735		7	36.712	110.5	33.210	111.7	44.204		225.9	1:54.126	
4	37.349	101.1	31.885	109.6	43.068		233.8	1:52.302		8	36.920	<u>110.8</u>	33.646	113.9	42.580		228.8	1:53.146	

7 JOEL ESTEBAN (ESP)										GASGAS									
lap	Sect-1	Speed	Sect-2	Speed	Sect-3	Speed	TopSpeed	laptime	pit	lap	Sect-1	Speed	Sect-2	Speed	Sect-3	Speed	Topspeed	laptime	pit
1	Pit Out	94.4	38.040	119.2	44.993			2:09.065		4	Pit Out	95.5	32.048	113.4	51.151			6:48.027	
2	<u>36.255</u>	106.1	<u>31.091</u>	118.8	<u>41.455</u>		245.5	<u>1:48.801</u>		5	37.450	101.5	31.488	<u>123.7</u>	54.329		226.4	2:03.267	
3	37.242	99.5	31.840	99.6	Pit In		<u>246.6</u>	2:23.719		6									

8 EDDIE O'SHEA (GBR)										HONDA									
lap	Sect-1	Speed	Sect-2	Speed	Sect-3	Speed	TopSpeed	laptime	pit	lap	Sect-1	Speed	Sect-2	Speed	Sect-3	Speed	Topspeed	laptime	pit
1	Pit Out	94.2	32.226	114.6	44.650			2:05.087		3	Pit Out	<u>107.8</u>	31.804	<u>120.1</u>	52.695			9:04.333	
2	36.921	98.3	32.336	112.1	Pit In		<u>235.8</u>	2:10.223		4	<u>36.846</u>	103.4	<u>31.157</u>	115.9	<u>41.567</u>		230.8	<u>1:49.570</u>	

10 NICO CARRARO (ITA)										GASGAS									
lap	Sect-1	Speed	Sect-2	Speed	Sect-3	Speed	TopSpeed	laptime	pit	lap	Sect-1	Speed	Sect-2	Speed	Sect-3	Speed	Topspeed	laptime	pit
1	Pit Out	<u>113.0</u>	38.070	115.4	44.755			2:08.552		4	Pit Out	98.5	32.171	114.5	1:00.913			6:57.985	
2	<u>36.447</u>	100.5	<u>31.185</u>	118.4	41.676		240.0	<u>1:49.308</u>		5	36.844	103.5	31.299	<u>119.6</u>	<u>41.633</u>		229.8	1:49.776	
3	36.869	96.3	32.461	98.9	Pit In		<u>240.5</u>	2:24.871		6									

11 ADRIÁN CRUCES (ESP)										KTM									
lap	Sect-1	Speed	Sect-2	Speed	Sect-3	Speed	TopSpeed	laptime	pit	lap	Sect-1	Speed	Sect-2	Speed	Sect-3	Speed	Topspeed	laptime	pit
1	Pit Out	95.2	31.889	111.5	45.484			2:00.626		4	37.133	97.3	31.661	113.3	Pit In		238.4	2:11.157	
2	36.885	98.3	31.366	113.7	41.830		236.3	1:50.081		5	Pit Out	<u>108.2</u>	32.506	113.3	1:01.502			6:21.399	
3	<u>36.400</u>	101.5	<u>31.025</u>	116.8	<u>41.370</u>		<u>238.9</u>	<u>1:48.795</u>		6	37.435	105.1	32.271	<u>118.3</u>	42.392		218.6	1:52.098	

12 JACOB ROULSTONE (AUS)										GASGAS									
lap	Sect-1	Speed	Sect-2	Speed	Sect-3	Speed	TopSpeed	laptime	pit	lap	Sect-1	Speed	Sect-2	Speed	Sect-3	Speed	Topspeed	laptime	pit
1	Pit Out	98.1	38.912	112.0	42.228			2:09.970		4	38.669	90.7	32.711	107.8	Pit In		234.8	2:14.048	
2	36.511	<u>102.4</u>	31.217	<u>115.5</u>	<u>41.329</u>		242.2	1:49.057		5	Pit Out	99.4	32.412	103.0	58.265			5:16.484	
3	<u>36.172</u>	101.7	<u>31.052</u>	113.7	41.599		<u>244.3</u>	<u>1:48.823</u>		6	37.195	101.1	31.285	115.4	41.471		219.1	1:49.951	

14 CORMAC BUCHANAN (NZL)										KTM									
lap	Sect-1	Speed	Sect-2	Speed	Sect-3	Speed	TopSpeed	laptime	pit	lap	Sect-1	Speed	Sect-2	Speed	Sect-3	Speed	Topspeed	laptime	pit
1	Pit Out	103.0	38.384	114.3	44.766			2:13.876		4	Pit Out	93.4	31.933	108.0	1:00.370			6:57.435	
2	36.839	98.2	31.285	117.3	41.647		244.3	1:49.771		5	<u>36.622</u>	<u>106.6</u>	<u>31.158</u>	<u>117.4</u>	<u>41.290</u>		225.5	<u>1:49.070</u>	
3	36.719	98.9	31.933	96.9	Pit In		<u>247.1</u>	2:23.772		6									

18 ÁNGEL PIQUERAS (ESP)										HONDA									
lap	Sect-1	Speed	Sect-2	Speed	Sect-3	Speed	TopSpeed	laptime	pit	lap	Sect-1	Speed	Sect-2	Speed	Sect-3	Speed	Topspeed	laptime	pit
1	Pit Out	96.9	31.880	114.8	44.326			2:00.823		4	38.909	95.2	31.793	117.0	Pit In		238.9	2:15.294	
2	36.423	100.9	<u>30.885</u>	115.1	41.352		238.9	<u>1:48.660</u>		5	Pit Out	104.8	31.392	116.5	1:00.292			6:18.951	
3	<u>36.381</u>	103.0	30.992	116.0	<u>41.323</u>		<u>240.0</u>	1:48.696		6									



FIM JUNIORGP WORLD CHAMPIONSHIP - PORTIMAO

Autódromo Internacional do Algarve

JuniorGP

29 June - 2 July 2023

Laps and Sector Times - Qualifying 2

Autodromo Internacional Algarve - 4592mtr.

19 ALESSANDRO MOROSI (ITA)										KTM									
lap	Sect-1	Speed	Sect-2	Speed	Sect-3	Speed	TopSpeed	laptime	pit	lap	Sect-1	Speed	Sect-2	Speed	Sect-3	Speed	Topspeed	laptime	pit
1	Pit Out	55.8	36.764	110.8	45.181			2:12.975		5	36.738	99.2	31.127	117.5	41.863		234.3	1:49.728	
2	37.051	97.3	31.133	118.8	<u>41.838</u>		236.3	1:50.022		6	<u>36.443</u>	104.8	31.116	117.4	41.976		230.8	<u>1:49.535</u>	
3	36.649	97.6	<u>31.098</u>	118.7	52.334		<u>236.8</u>	2:00.081		7	36.563	<u>105.5</u>	31.256	115.9	42.632		228.3	1:50.451	
4	38.022	93.3	32.051	<u>120.1</u>	42.452		233.8	1:52.525		8	37.688	102.1	33.104	100.6	45.146		224.5	1:55.938	

22 DAVID ALMANSA (ESP)										KTM									
lap	Sect-1	Speed	Sect-2	Speed	Sect-3	Speed	TopSpeed	laptime	pit	lap	Sect-1	Speed	Sect-2	Speed	Sect-3	Speed	Topspeed	laptime	pit
1	Pit Out	92.8	32.392	109.2	43.488			2:00.030		4	37.232	98.5	31.831	114.6	Pit In		234.8	2:10.037	
2	36.404	98.2	<u>31.129</u>	120.7	41.441		235.3	1:48.974		5	Pit Out	99.8	31.484	117.3	42.128			5:51.985	
3	36.435	100.7	31.211	122.3	<u>41.416</u>		<u>236.3</u>	1:49.062		6	<u>36.341</u>	<u>109.1</u>	31.149	<u>124.0</u>	41.431		227.4	<u>1:48.921</u>	

23 ELIA BARTOLINI (ITA)										HONDA									
lap	Sect-1	Speed	Sect-2	Speed	Sect-3	Speed	TopSpeed	laptime	pit	lap	Sect-1	Speed	Sect-2	Speed	Sect-3	Speed	Topspeed	laptime	pit
1	Pit Out	<u>108.2</u>	37.788	115.4	44.702			2:08.485		4	Pit Out	95.0	32.130	111.2	1:00.359			6:56.229	
2	<u>36.404</u>	102.7	31.281	<u>121.6</u>	<u>41.577</u>		<u>240.0</u>	<u>1:49.262</u>		5	37.423	103.0	<u>31.168</u>	117.5	41.863		220.0	1:50.454	
3	36.963	94.3	32.699	95.2	Pit In		235.8	2:26.322		6									

58 LUCA LUNETTA (ITA)										KTM									
lap	Sect-1	Speed	Sect-2	Speed	Sect-3	Speed	TopSpeed	laptime	pit	lap	Sect-1	Speed	Sect-2	Speed	Sect-3	Speed	Topspeed	laptime	pit
1	Pit Out	95.8	31.879	119.3	44.856			2:01.191		4	37.053	96.7	31.707	113.3	Pit In		<u>242.7</u>	<u>2:09.492</u>	
2	36.503	<u>102.6</u>	30.998	121.1	41.343		234.8	1:48.844		5	Pit Out	98.3	32.366	107.1	Pit In			5:59.289	
3	<u>36.277</u>	101.2	<u>30.794</u>	<u>122.6</u>	<u>41.076</u>		238.9	<u>1:48.147</u>		6									

69 MARCOS RUDA (ESP)										KTM									
lap	Sect-1	Speed	Sect-2	Speed	Sect-3	Speed	TopSpeed	laptime	pit	lap	Sect-1	Speed	Sect-2	Speed	Sect-3	Speed	Topspeed	laptime	pit
1	Pit Out	92.9	32.351	111.0	43.691			2:00.172		4	38.107	96.1	31.527	117.4	Pit In		237.9	2:11.677	
2	36.669	100.7	31.314	<u>119.6</u>	<u>41.819</u>		<u>240.5</u>	1:49.802		5	Pit Out	100.2	31.777	118.4	42.659			5:55.166	
3	<u>36.656</u>	97.8	<u>31.271</u>	116.9	41.835		236.8	<u>1:49.762</u>		6	36.866	<u>101.5</u>	33.939	105.3	42.793		231.8	1:53.598	

78 JAKOB ROSENTHALER (AUT)										HUSQVARNA									
lap	Sect-1	Speed	Sect-2	Speed	Sect-3	Speed	TopSpeed	laptime	pit	lap	Sect-1	Speed	Sect-2	Speed	Sect-3	Speed	Topspeed	laptime	pit
1	Pit Out	94.4	32.091	113.6	44.225			2:00.766		4	37.735	96.2	31.599	115.0	Pit In		236.3	2:10.556	
2	36.820	97.6	31.213	119.1	41.358		<u>241.1</u>	1:49.391		5	Pit Out	97.0	31.649	114.4	45.686			5:44.001	
3	<u>36.554</u>	98.6	31.515	114.5	41.602		240.5	1:49.671		6	36.881	<u>100.5</u>	<u>31.035</u>	<u>120.1</u>	<u>41.313</u>		232.3	<u>1:49.229</u>	

83 ALVARO CARPE (ESP)										HUSQVARNA									
lap	Sect-1	Speed	Sect-2	Speed	Sect-3	Speed	TopSpeed	laptime	pit	lap	Sect-1	Speed	Sect-2	Speed	Sect-3	Speed	Topspeed	laptime	pit
1	Pit Out	94.4	32.530	115.9	45.140			2:06.923		4	Pit Out	98.4	32.281	115.1	55.210			6:42.777	
2	36.569	99.6	31.448	116.3	<u>41.821</u>		<u>239.5</u>	<u>1:49.838</u>		5	36.714	<u>105.8</u>	<u>31.426</u>	<u>120.5</u>	42.327		227.4	1:50.467	
3	<u>36.410</u>	102.1	33.693	86.5	Pit In		237.9	2:25.890		6									

85 XABIER ZURUTUZA (ESP)										KTM									
lap	Sect-1	Speed	Sect-2	Speed	Sect-3	Speed	TopSpeed	laptime	pit	lap	Sect-1	Speed	Sect-2	Speed	Sect-3	Speed	Topspeed	laptime	pit
1	Pit Out	104.0	37.978	116.6	45.013			2:09.429		5	36.450	99.1	<u>31.178</u>	116.3	41.713		232.8	<u>1:49.341</u>	
2	36.753	97.8	31.318	119.2	<u>41.589</u>		<u>242.2</u>	1:49.660		6	42.083	103.0	32.489	115.3	54.113		231.3	2:08.685	
3	37.153	97.7	31.926	95.2	Pit In		<u>242.2</u>	2:24.260		7	<u>36.386</u>	<u>113.0</u>	31.948	119.9	41.657		225.9	1:49.991	
4	Pit Out	93.8	32.444	<u>120.0</u>	42.332			2:44.076		8									



FIM JUNIORGP WORLD CHAMPIONSHIP - PORTIMAO

Autódromo Internacional do Algarve

JuniorGP

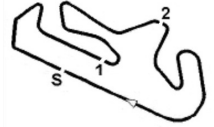
29 June - 2 July 2023

Laps and Sector Times - Qualifying 2

Autodromo Internacional Algarve - 4592mtr.

89		MARCOS URIARTE (ESP)							HUSQVARNA											
lap	Sect-1	Speed	Sect-2	Speed	Sect-3	Speed	TopSpeed	laptime	pit	lap	Sect-1	Speed	Sect-2	Speed	Sect-3	Speed	Topspeed	laptime	pit	
1	Pit Out	97.3	37.921	111.0	45.014			2:09.669		4	Pit Out	92.3	31.663	107.8	1:00.981			6:58.110		
2	37.072	99.1	31.279	117.9	41.649		240.5	1:50.000		5	37.106	<u>101.4</u>	<u>31.173</u>	<u>118.9</u>	<u>41.530</u>			233.3	<u>1:49.809</u>	
3	<u>36.668</u>	95.3	31.865	103.0	Pit In		<u>241.6</u>	2:23.258		6										

93		FADILLAH ARBI ADITAMA (INA)							HONDA											
lap	Sect-1	Speed	Sect-2	Speed	Sect-3	Speed	TopSpeed	laptime	pit	lap	Sect-1	Speed	Sect-2	Speed	Sect-3	Speed	Topspeed	laptime	pit	
1	Pit Out	83.5	32.547	117.0	46.628			2:11.494		5	36.856	99.4	31.724	114.9	41.971			230.8	1:50.551	
2	36.871	97.8	<u>31.329</u>	<u>119.1</u>	<u>41.805</u>		240.0	<u>1:50.005</u>		6	37.990	97.8	31.601	115.0	42.521			229.8	1:52.112	
3	37.299	91.8	32.407	99.2	55.240		<u>240.5</u>	2:04.946		7	39.886	101.9	32.409	111.8	42.409			226.9	1:54.704	
4	36.757	101.7	31.435	117.9	41.988		232.8	1:50.180		8	<u>36.607</u>	<u>109.4</u>	32.049	117.5	41.948			227.4	1:50.604	



FIM JUNIORGP WORLD CHAMPIONSHIP - PORTIMAO
Autódromo Internacional do Algarve

Heat name : JuniorGP - Qualifying 2
Heat Date : 01 July 2023
Track name : Autodromo Internacional Algarve - 4592 mtr.

Participants Started	: 18	Participants Classified	: 18
Participants Finished	: 16	Participants Not Classified	: 12
Participants Not Finished	: 2		

Green flag at	: 15:15:00	Heat recording start time	: 15:14:02
Finish flag waved at	: 15:30:00	Heat recording end time	: 15:33:58
Total time under Green	: 15:00	Total of All Laps in Heat	: 105
Number of cautions	: 0	Total time under Yellow	: 00:00:00
Number of code-60's	: 0	Total time under Code-60	: 00:00:00

Best Lap time history during the Heat

#	Nbr	lap time	in lap	Name	Motorcycle	time of day
1	22	1:48.974	2	DAVID ALMANSA	KTM	15:18:52
2	18	1:48.660	2	ÁNGEL PIQUERAS	HONDA	15:18:54
3	58	1:48.147	3	LUCALUNETTA	KTM	15:20:43