

FIM JUNIORGP WORLD CHAMPIONSHIP - PORTIMAO

Autódromo Internacional do Algarve

JuniorGP

29 June - 2 July 2023

Result Qualifying 1 - Revisada 2

Autodromo Internacional Algarve - 4592mtr.

Pos	Nbr	Name / Entrant	Motorcycle	Fastest	In	Gap	Diff	Laps	Km/h
1	7	JOEL ESTEBAN (ESP) ASPAR JUNIOR TEAM	GASGAS	1:48.610	4			7	152.21
2	89	MARCOS URIARTE (ESP) STV LAGLI SSE RACING	HUSQVARNA	1:49.465	8	0.855	0.855	8	151.02
3	5	TATC HAKORN BUASRI (THA) HONDA RACING THAILAND	HONDA	1:49.474	4	0.864	0.009	8	151.01
4	93	FADILLAH ARBI ADITAMA (INA) ASTRA HONDA RACING TEAM	HONDA	1:49.509	5	0.899	0.035	8	150.96
5	57	DANIAL SHAHRIL (MYS) ASIA TALENT TEAM	HONDA	1:49.585	8	0.975	0.076	8	150.85
6	94	FACUNDO LLAMBIAS (URU) ESTRELLA GALICIA 0,0	HONDA	1:49.698	7	1.088	0.113	8	150.70
7	55	NOAH DETTWILER (CHE) CUNA de CAMPEONES	KTM	1:50.182	8	1.572	0.484	8	150.04
8	48	GABIN PLANQUES (FRA) FIRST BIKE ACADEMY	KTM	1:50.466	4	1.856	0.284	7	149.65
9	74	ALEX GOURDON (FRA) ESTRELLA GALICIA 0,0	HONDA	1:50.604	7	1.994	0.138	8	149.46
10	50	LEO RAMMERSTORFER (AUT) LIQUI MOLY HUSQVARNA JT	HUSQVARNA	1:50.713	8	2.103	0.109	8	149.32
11	36	ANGUS GRENFELL (AUS) ARTBOX	HONDA	1:50.831	5	2.221	0.118	8	149.16
12	37	ALESSIO MATTEI (ITA) MTA JUNIOR TEAM	KTM	1:51.193	7	2.583	0.362	7	148.67
13	91	KOTARO UCHIUMI (JPN) MTA JUNIOR TEAM	KTM	1:51.232	8	2.622	0.039	8	148.62
14	71	TORIN COLLINS (CAN) AGR TEAM	KTM	1:52.075	7	3.465	0.843	7	147.50
15	34	CESARE TIEZZI (ITA) AC RACING TEAM	KTM	1:52.312	4	3.702	0.237	7	147.19
16	28	GEOFFREY EMMANUEL (IND) CUNA de CAMPEONES	KTM	1:54.551	3	5.941	2.239	7	144.31

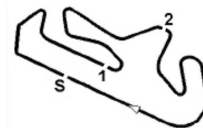
Fastest time : 1:48.610 in lap 4 by nbr. 7: JOEL ESTEBAN (GASGAS)

Publication-time

Results: <https://livetiming.raceresults.ru/autodromodalgarve>

Timekeeping by :

Page 1 of 1		



FIM JUNIORGP WORLD CHAMPIONSHIP - PORTIMAO

Autódromo Internacional do Algarve

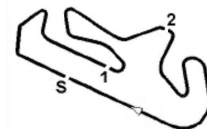
JuniorGP

29 June - 2 July 2023

Laptimes - Qualifying 1

Autodromo Internacional Algarve - 4592mtr.

Nbr	Name	Laps	lap	Lap ..1	Lap ..2	Lap ..3	Lap ..4	Lap ..5	Lap ..6	Lap ..7	Lap ..8	Lap ..9	Lap ..0
55	NOAH DETTWILER	8	1 - 10	2:56.202	1:50.822	1:50.627	1:50.873	1:53.716	1:50.468	1:51.652	1:50.182		
50	LEO RAMMERSTORFER	8	1 - 10	1:58.941	1:51.544	2:05.734	1:52.259	2:21.851	1:50.792	2:06.345	1:50.713		
74	ALEX GOURDON	8	1 - 10	2:56.651	1:51.349	1:51.124	1:51.432	1:51.496	1:53.505	1:50.604	1:51.237		
36	ANGUS GRENFELL	8	1 - 10	2:42.399	1:52.781	2:02.124	1:51.104	1:50.831	1:51.847	1:52.052	1:52.590		
94	FACUNDO LLAMBIAS	8	1 - 10	2:56.174	1:50.728	1:50.662	1:55.968	1:51.099	1:49.872	1:49.698	1:53.634		
5	TATCHAKORN BUASRI	8	1 - 10	2:47.696	1:54.711	1:49.893	1:49.474	1:50.867	1:56.645	1:51.665	1:49.530		
89	MARCOS URIARTE	8	1 - 10	2:53.940	1:50.722	1:54.173	1:49.948	1:52.445	1:54.142	1:51.777	1:49.465		
93	FADILLAH ARBI ADITAMA	8	1 - 10	2:55.304	1:49.978	1:50.453	1:56.881	1:49.509	1:49.623	1:57.707	1:49.517		
57	DANIAL SHAHRIL	8	1 - 10	2:35.031	1:50.121	1:51.959	1:49.896	1:53.257	1:50.095	2:13.216	1:49.585		
91	KOTARO UCHIUMI	8	1 - 10	2:56.945	1:52.287	1:51.690	1:51.653	1:52.422	1:51.458	1:53.007	1:51.232		
48	GABIN PLANQUES	7	1 - 10	1:57.891	1:51.726	2:07.060	1:50.466	2:18.327	2:33.921	1:54.719			
7	JOEL ESTEBAN	7	1 - 10	1:55.892	2:12.776	4:31.003	1:48.610	1:48.642	1:53.500	1:49.499			
28	GEOFFREY EMMA NUEL	7	1 - 10	2:02.673	1:55.379	1:54.551	1:58.351	2:24.313	3:54.374	1:54.582			
71	TORIN COLLINS	7	1 - 10	1:58.915	1:52.795	2:01.656	1:53.219	2:19.512	4:01.958	1:52.075			
37	ALESSIO MATTEI	7	1 - 10	2:00.622	1:53.414	2:03.132	1:52.038	2:26.872	3:57.823	1:51.193			
34	CESARE TIEZZI	7	1 - 10	2:01.077	1:53.223	2:03.870	1:52.312	2:20.435	4:10.239	1:52.737			



FIM JUNIORGP WORLD CHAMPIONSHIP - PORTIMAO

Autódromo Internacional do Algarve

JuniorGP

29 June - 2 July 2023

Sector analyse - Qualifying 1

Autodromo Internacional Algarve - 4592mtr.

Pos	Nbr	Name / Team name	Sector 1			Sector 2			Sector 3			theoretical best	Actual best	In
			time	Lap	pos	time	Lap	pos	time	Lap	pos			
1	7	JOEL ESTEBAN	36.030	5	1	31.000	4	1	41.239	4	1	1:48.269	1:48.610	4
2	89	MARCOS URIARTE	36.739	5	7	31.049	8	2	41.578	8	5	1:49.366	1:49.465	8
3	5	TATCHAKORN BUASRI	36.609	4	5	31.174	4	5	41.553	8	4	1:49.336	1:49.474	4
4	93	FADILLAH ARBI ADITAMA	36.388	5	2	31.260	8	6	41.496	5	2	1:49.144	1:49.509	5
5	57	DANIAL SHAHRIL	36.571	8	4	31.161	8	4	41.512	4	3	1:49.244	1:49.585	8
6	94	FACUNDOLLAMBIAS	36.652	7	6	31.113	8	3	41.707	6	6	1:49.472	1:49.698	7
7	55	NOAH DETTWILER	36.520	8	3	31.445	2	7	41.975	2	7	1:49.940	1:50.182	8
8	48	GABIN PLANQUES	36.771	4	8	31.690	4	11	42.005	4	9	1:50.466	1:50.466	4
9	74	ALEX GOURDON	36.918	7	9	31.448	7	8	42.077	2	11	1:50.443	1:50.604	7
10	50	LEO RAMMERSTORFER	37.025	8	10	31.535	6	9	41.999	6	8	1:50.559	1:50.713	8
11	36	ANGUS GRENFELL	37.047	5	11	31.564	7	10	42.093	4	12	1:50.704	1:50.831	5
12	37	ALESSIO MATTEI	37.108	7	13	31.822	7	13	42.239	4	13	1:51.169	1:51.193	7
13	91	KOTARO UCHIUMI	37.212	8	14	31.736	8	12	42.026	3	10	1:50.974	1:51.232	8
14	71	TORIN COLLINS	37.088	7	12	31.993	6	14	42.615	7	14	1:51.696	1:52.075	7
15	34	CESARE TIEZZI	37.491	4	15	32.053	2	15	42.638	4	15	1:52.182	1:52.312	4
16	28	GEOFFREY EMMANUEL	38.179	4	16	32.776	3	16	43.349	1	16	1:54.304	1:54.551	3



FIM JUNIORGP WORLD CHAMPIONSHIP - PORTIMAO

Autódromo Internacional do Algarve

JuniorGP

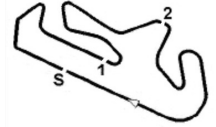
29 June - 2 July 2023

Laps and Sector Times - Qualifying 1

Autodromo Internacional Algarve - 4592mtr.

93		FADILLAH ARBI ADITAMA							HONDA										
lap	Sect-1	Speed	Sect-2	Speed	Sect-3	Speed	TopSpeed	laptime	pit	lap	Sect-1	Speed	Sect-2	Speed	Sect-3	Speed	Topspeed	laptime	pit
1	Pit Out	70.5	44.580	69.9	57.031			2:55.304		5	<u>36.388</u>	<u>103.3</u>	31.625	116.3	<u>41.496</u>		<u>240.0</u>	<u>1:49.509</u>	
2	37.136	101.2	31.308	118.2	41.534		236.3	1:49.978		6	36.572	<u>103.3</u>	31.479	119.2	41.572		238.9	1:49.623	
3	36.893	96.7	31.676	113.4	41.884		236.3	1:50.453		7	36.943	98.4	38.591	114.4	42.173		237.4	1:57.707	
4	42.540	93.0	32.557	116.4	41.784		235.3	1:56.881		8	36.507	99.1	<u>31.260</u>	<u>122.9</u>	41.750		238.9	1:49.517	

94		FACUNDO LLAMBIAS							HONDA										
lap	Sect-1	Speed	Sect-2	Speed	Sect-3	Speed	TopSpeed	laptime	pit	lap	Sect-1	Speed	Sect-2	Speed	Sect-3	Speed	Topspeed	laptime	pit
1	Pit Out	61.4	50.183	74.0	49.019			2:56.174		5	37.145	102.6	31.919	118.4	42.035		<u>238.4</u>	1:51.099	
2	37.197	96.9	31.273	116.3	42.258		<u>238.4</u>	1:50.728		6	36.869	102.3	31.296	122.9	<u>41.707</u>		237.4	1:49.872	
3	37.100	101.2	31.462	113.7	42.100		232.8	1:50.662		7	<u>36.652</u>	101.4	31.128	124.9	41.918		237.9	<u>1:49.698</u>	
4	42.036	94.1	32.193	118.0	41.739		237.4	1:55.968		8	40.506	<u>102.9</u>	<u>31.113</u>	<u>126.5</u>	42.015		230.8	1:53.634	



FIM JUNIORGP WORLD CHAMPIONSHIP - PORTIMAO

Autódromo Internacional do Algarve

Heat name : JuniorGP - Qualifying 1
 Heat Date : 01 July 2023
 Track name : Autodromo Internacional Algarve - 4592 mtr.

Participants Started	: 16	Participants Classified	: 16
Participants Finished	: 16	Participants Not Classified	: 14
Participants Not Finished	: 0		

Green flag at	: 13:10:00	Heat recording start time	: 13:09:15
Finish flag waved at	: 13:25:00	Heat recording end time	: 13:27:34
Total time under Green	: 15:00	Total of All Laps in Heat	: 122
Number of cautions	: 0	Total time under Yellow	: 00:00:00
Number of code-60's	: 0	Total time under Code-60	: 00:00:00

Best Lap time history during the Heat

#	Nbr	lap time	in lap	Name	Motorcycle	time of day
1	48	1:51.726	2	GABIN PLANQUES	KTM	13:14:19
2	50	1:51.544	2	LEO RAMMERSTORFER	HU SQVARNA	13:14:20
3	57	1:50.121	2	DANIAL SHAHRIL	HONDA	13:15:05
4	93	1:49.978	2	FADILLAH ARBI ADITAMA	HONDA	13:15:19
5	5	1:49.893	3	TATCHAKORN BUASRI	HONDA	13:17:12
6	5	1:49.474	4	TATCHAKORN BUASRI	HONDA	13:19:02
7	7	1:48.610	4	JOEL ESTEBAN	GASGAS	13:20:58