

# JuniorGP

## Finetwork FIM JuniorGP Ricardo Tormo

### Qualifying 1

### Classification

No	Rider	Nat	Team	Bike	Tires	Cl.	Time	Lap Total	Gap	Kph
1	55 NOAH DETTWILER	CHE	CUNA DE CAMPEONES	KTM			1:40.765	3 9	-	143.1
2	85 XABIER ZURUTUZA	ESP	MTA JUNIOR TEAM	KTM			1:41.114	4 9	+0.349	142.6
3	93 FADILLAH ARBI ADITAMA	IDN	ASTRA HONDA RACING TEAM	HONDA			1:41.264	9 9	+0.499	142.4
4	88 SHINYA EZAWA	JPN	ASIA TALENT TEAM	HONDA			1:41.345	6 9	+0.580	142.3
5	14 CORMAC BUCHANAN	NZL	AGR TEAM	KTM			1:41.366	8 9	+0.601	142.2
6	5 TATCHAKORN BUASRI	THA	HONDA RACING THAILAND	HONDA			1:41.543	9 9	+0.778	142.0
7	91 KOTARO UCHIUMI	JPN	MTA JUNIOR TEAM	KTM			1:41.801	6 9	+1.036	141.6
8	71 TORIN COLLINS	CAN	AGR TEAM	KTM			1:41.934	7 9	+1.169	141.4
9	34 CESARE TIEZZI	ITA	AC RACING TEAM	KTM			1:42.011	2 4	+1.246	141.3
10	36 ANGUS GRENFELL	AUS	ARTBOX	HONDA			1:42.051	6 9	+1.286	141.3
11	50 LEO RAMMERSTORFER	AUT	LIQUI MOLY HUSQVARNA INTACT GP JUNIOR TEAM	HUSQVARNA			1:42.075	5 5	+1.310	141.2
12	37 ALESSIO MATTEI	ITA	MTA JUNIOR TEAM	KTM			1:42.304	7 8	+1.539	140.9
13	74 ALEX GOURDON	FRA	TEAM ESTRELLA GALICIA 0,0	HONDA			1:42.562	4 9	+1.797	140.6
14	28 GEOFFREY EMMANUEL	IND	CUNA DE CAMPEONES	KTM			1:43.865	6 9	+3.100	138.8

**Fastest Lap:** Lap 3 | NOAH DETTWILER | 1:40.765 | 143.1 Kph


RIDERS NR. 14, 28, 36, 37, 71, 88, 91 & 93 SOME LAPTICES CANCELLED DUE TO TRACK LIMITS

Track Status: **DRY**

Published at: .....

**Clerk of the Course:**  
Carlos Rodrigo

**Timekeeper:**  
Yaiza Bonet




## JuniorGP

### Finetwork FIM JuniorGP Ricardo Tormo

### Qualifying 1

### Best Sector Times

Sector 1			Sector 2			Sector 3			Sector 4			Pos	No	Ideal Lap	Best Lap		
Pos	No	Rider	Time	No	Rider	Time	No	Rider	Time	No	Rider						Time
1	55	N.DETTWILER	23.371	55	N.DETTWILER	26.429	55	N.DETTWILER	23.169	85	X.ZURUTUZA	27.570	1	55	1:40.565	1:40.765	(1)
2	14	C.BUCHANAN	23.526	85	X.ZURUTUZA	26.462	85	X.ZURUTUZA	23.214	55	N.DETTWILER	27.596	2	85	1:40.802	1:41.114	(2)
3	85	X.ZURUTUZA	23.556	88	S.EZAWA	26.509	93	F.ARBI ADITAMA	23.269	93	F.ARBI ADITAMA	27.618	3	14	1:41.127	1:41.366	(5)
4	34	C.TIEZZI	23.645	14	C.BUCHANAN	26.546	88	S.EZAWA	23.304	14	C.BUCHANAN	27.624	4	88	1:41.155	1:41.345	(4)
5	88	S.EZAWA	23.653	93	F.ARBI ADITAMA	26.554	5	T.BUASRI	23.345	88	S.EZAWA	27.689	5	93	1:41.175	1:41.264	(3)
6	5	T.BUASRI	23.654	71	T.COLLINS	26.575	91	K.UCHIUMI	23.413	5	T.BUASRI	27.794	6	5	1:41.395	1:41.543	(6)
7	71	T.COLLINS	23.674	5	T.BUASRI	26.602	14	C.BUCHANAN	23.431	34	C.TIEZZI	27.818	7	34	1:41.630	1:42.011	(9)
8	93	F.ARBI ADITAMA	23.734	36	A.GRENFELL	26.604	71	T.COLLINS	23.521	91	K.UCHIUMI	27.825	8	71	1:41.674	1:41.934	(8)
9	36	A.GRENFELL	23.755	34	C.TIEZZI	26.638	34	C.TIEZZI	23.529	36	A.GRENFELL	27.870	9	91	1:41.771	1:41.801	(7)
10	37	A.MATTEI	23.766	37	A.MATTEI	26.702	50	L.RAMMERSTORFER	23.551	50	L.RAMMERSTORFER	27.873	10	36	1:41.860	1:42.051	(10)
11	91	K.UCHIUMI	23.791	74	A.GOURDON	26.742	37	A.MATTEI	23.624	71	T.COLLINS	27.904	11	37	1:42.038	1:42.304	(12)
12	50	L.RAMMERSTORFER	23.843	91	K.UCHIUMI	26.742	36	A.GRENFELL	23.631	37	A.MATTEI	27.946	12	50	1:42.043	1:42.075	(11)
13	74	A.GOURDON	23.893	50	L.RAMMERSTORFER	26.776	74	A.GOURDON	23.787	74	A.GOURDON	28.020	13	74	1:42.442	1:42.562	(13)
14	28	G.EMMANUEL	24.001	28	G.EMMANUEL	27.309	28	G.EMMANUEL	24.034	28	G.EMMANUEL	28.490	14	28	1:43.834	1:43.865	(14)




## JuniorGP

### Finetwork FIM JuniorGP Ricardo Tormo

### Qualifying 1

### Best Top Speed

No Rider	Team	Class	Top 1		Top 2		Top 3		Top 4		Top 5		Avg
			Kph	Lap	Kph	Lap	Kph	Lap	Kph	Lap	Kph	Lap	
34	CESARE TIEZZI	AC RACING TEAM	225.1	2	220.8	3	218.7	4					221,5
85	XABIER ZURUTUZA	MTA JUNIOR TEAM	223.7	2	221.5	5	219.4	4	219.4	6	218.0	3	220,4
14	CORMAC BUCHANAN	AGR TEAM	223.0	4	220.1	3	220.1	5	219.4	2	218.7	8	220,3
55	NOAH DETTWILER	CUNA DE CAMPEONES	223.0	8	220.8	2	219.4	3	219.4	7	218.7	9	220,3
36	ANGUS GRENFELL	ARTBOX	222.3	3	220.8	4	217.4	2	216.7	8	216.0	5	218,6
91	KOTARO UCHIUMI	MTA JUNIOR TEAM	221.5	5	220.8	7	219.4	2	218.7	8	218.0	6	219,7
50	LEO RAMMERSTORFER	LIQUI MOLY HUSQVARNA INTACT GP JUNIOR TEAM	220.1	5	218.0	2	215.3	4					217,8
71	TORIN COLLINS	AGR TEAM	220.1	2	220.1	3	218.7	4	217.4	8	216.7	7	218,6
28	GEOFFREY EMMANUEL	CUNA DE CAMPEONES	218.7	3	217.4	4	216.0	2	215.3	6	214.7	5	216,4
37	ALESSIO MATTEI	MTA JUNIOR TEAM	218.7	7	216.7	6	216.0	8	214.7	5	214.0	2	216,0
88	SHINYA EZAWA	ASIA TALENT TEAM	218.7	2	218.0	7	217.4	3	215.3	6	214.7	8	216,8
93	FADILLAH ARBI ADITAMA	ASTRA HONDA RACING TEAM	218.7	2	218.0	3	216.0	7	214.7	4	214.7	5	216,4
5	TATCHAKORN BUASRI	HONDA RACING THAILAND	218.0	2	218.0	4	218.0	5	216.0	3	215.3	7	217,1
74	ALEX GOURDON	TEAM ESTRELLA GALICIA 0,0	216.0	7	215.3	4	215.3	5	214.0	6	212.7	2	214,7




## JuniorGP

### Finetwork FIM JuniorGP Ricardo Tormo

### After Qualifying 1

Event maximum speed

No Rider	Team	Bike	Class	Top Speed	Lap	Session
10 NICO CARRARO	ASPAR JUNIOR TEAM	GASGAS		235.1	17	Free Practice 1
28 GEOFFREY EMMANUEL	CUNA DE CAMPEONES	KTM		235.1	3	Practice
7 JOEL ESTEBAN	ASPAR JUNIOR TEAM	GASGAS		233.5	15	Free Practice 1
78 JAKOB ROSENTHALER	LIQUI MOLY HUSQVARNA INTACT GP JUNIOR TEAM	HUSQVARNA		233.5	7	Free Practice 1
14 CORMAC BUCHANAN	AGR TEAM	KTM		232.7	5	Free Practice 1
83 ALVARO CARPE	STV LAGLISSE RACING	HUSQVARNA		232.7	18	Free Practice 1
69 MARCOS RUDA	FINETWORK MIR RACING TEAM	KTM		231.9	10	Free Practice 1
58 LUCA LUNETTA	AC RACING TEAM	KTM		231.2	13	Free Practice 1
19 ALESSANDRO MOROSI	EAGLE-1	KTM		230.4	15	Free Practice 1
23 ELIA BARTOLINI	TEAM ESTRELLA GALICIA 0,0	HONDA		230.4	13	Practice
85 XABIER ZURUTUZA	MTA JUNIOR TEAM	KTM		230.4	7	Free Practice 1
11 ADRIÁN CRUCES	STV LAGLISSE RACING	HUSQVARNA		229.6	5	Free Practice 1
18 ÁNGEL PIQUERAS	TEAM ESTRELLA GALICIA 0,0	HONDA		229.6	5	Free Practice 1
22 DAVID ALMANSA	FINETWORK MIR RACING TEAM	KTM		229.6	14	Free Practice 2
34 CESARE TIEZZI	AC RACING TEAM	KTM		229.6	14	Free Practice 1
50 LEO RAMMERSTORFER	LIQUI MOLY HUSQVARNA INTACT GP JUNIOR TEAM	HUSQVARNA		229.6	7	Free Practice 1
55 NOAH DETTWILER	CUNA DE CAMPEONES	KTM		229.6	2	Free Practice 1
12 JACOB ROULSTONE	ASPAR JUNIOR TEAM	GASGAS		228.1	2	Free Practice 1
5 TATCHAKORN BUASRI	HONDA RACING THAILAND	HONDA		228.1	2	Practice
93 FADILLAH ARBI ADITAMA	ASTRA HONDA RACING TEAM	HONDA		228.1	4	Free Practice 1
94 FACUNDO LLAMBIAS	TEAM ESTRELLA GALICIA 0,0	HONDA		228.1	2	Free Practice 1
91 KOTARO UCHIUMI	MTA JUNIOR TEAM	KTM		227.4	17	Free Practice 1
36 ANGUS GRENFELL	ARTBOX	HONDA		226.6	12	Free Practice 1
37 ALESSIO MATTEI	MTA JUNIOR TEAM	KTM		226.6	8	Free Practice 1
88 SHINYA EZAWA	ASIA TALENT TEAM	HONDA		226.6	14	Free Practice 1
8 EDDIE O'SHEA	BRITISH TALENT TEAM	HONDA		225.9	5	Free Practice 1
71 TORIN COLLINS	AGR TEAM	KTM		224.4	14	Free Practice 1
74 ALEX GOURDON	TEAM ESTRELLA GALICIA 0,0	HONDA		223.0	4	Free Practice 1




## JuniorGP

### Finetwork FIM JuniorGP Ricardo Tormo

### Qualifying 1

### Fastest Lap Sequence

Elapsed	No	Rider	Team	Bike	Class	Time	Kph	Lap
3:26.822	5	TATCHAKORN BUASRI	HONDA RACING THAILAND	HONDA		1:42.009	141.3	2
3:26.857	93	FADILLAH ARBI ADITAMA	ASTRA HONDA RACING TEAM	HONDA		1:41.523	142.0	2
3:42.643	85	XABIER ZURUTUZA	MTA JUNIOR TEAM	KTM		1:41.352	142.3	2
5:27.729	55	NOAH DETTWILER	CUNA DE CAMPEONES	KTM		1:40.765	143.1	3



# JuniorGP


## Finetwork FIM JuniorGP Ricardo Tormo

### Qualifying 1

### Sector Analysis

— Invalidated Lap    ■ Personal Best    ■ Session Best    B Crossing the pit lane

Lap	Time	Sector 1	Sector 2	Sector 3	Sector 4	T.Spd	Lap	Time	Sector 1	Sector 2	Sector 3	Sector 4	T.Spd
<b>55</b>	<b>NOAH DETTWILER</b>					CHE	7	<u>1:41.935</u>	23.568	26.553	23.951	27.863	218.0
	CUNA DE CAMPEONES					KTM	8	<b>1:41.366</b>	23.641	26.670	<b>23.431</b>	<b>27.624</b>	218.7
							9	1:41.673	23.628	26.556	23.772	27.717	218.7
1	2:04.873	45.565	27.111	23.419	28.778								
2	1:42.091	23.482	26.742	23.968	27.899	220.8							
3	<b>1:40.765</b>	23.423	26.537	<b>23.169</b>	27.636	219.4							
4	1:40.886	23.546	26.445	23.202	27.693	216.0							
5	1:50.768	28.637	27.108	26.648	28.375	212.0							
6	1:40.936	23.564	26.560	23.216	<b>27.596</b>	218.0							
7	1:40.765	23.418	26.543	23.202	27.602	219.4							
8	1:40.851	<b>23.371</b>	<b>26.429</b>	23.294	27.757	223.0							
9	1:41.266	23.610	26.456	23.535	27.665	218.7							
<b>85</b>	<b>XABIER ZURUTUZA</b>					ESP	<b>5</b>						THA
	MTA JUNIOR TEAM					KTM							HONDA
1	2:01.291	42.579	27.258	23.523	27.931								
2	1:41.352	<b>23.556</b>	26.681	23.361	27.754	223.7							
3	1:46.880	23.673	26.565	28.591	28.051	218.0							
4	<b>1:41.114</b>	23.638	<b>26.462</b>	23.444	<b>27.570</b>	219.4							
5	1:46.346	23.910	28.244	26.581	27.611	221.5							
6	1:41.871	23.618	26.589	<b>23.214</b>	28.450	219.4							
7	1:41.226	23.645	26.510	23.297	27.774	216.7							
8	1:41.378	23.662	26.719	23.375	27.622	216.0							
9	1:41.995	23.694	26.596	23.986	27.719	214.0							
<b>93</b>	<b>FADILLAH ARBI ADITAMA</b>					IDN	<b>91</b>						JPN
	ASTRA HONDA RACING TEAM					HONDA							KTM
1	1:45.334	26.781	27.132	23.473	27.948		1	2:02.278	43.013	27.624	23.593	28.048	
2	1:41.523	<b>23.734</b>	26.652	23.418	27.719	218.7	2	<u>1:42.046</u>	23.723	26.758	23.496	28.069	219.4
3	1:42.498	23.740	26.706	23.943	28.109	218.0	3	1:43.887	23.793	<b>26.742</b>	24.827	28.525	217.4
4	1:43.342	24.861	26.852	23.600	28.029	214.7	4	1:42.560	23.874	26.819	23.829	28.038	216.7
5	<u>1:43.071</u>	24.832	26.824	23.499	27.916	214.7	5	1:46.895	23.974	27.880	26.960	28.081	221.5
6	1:41.563	23.839	<b>26.554</b>	23.406	27.764	214.7	6	<b>1:41.801</b>	<b>23.791</b>	26.772	<b>23.413</b>	<b>27.825</b>	218.0
7	1:44.802	23.865	26.806	25.806	28.325	216.0	7	1:42.172	23.827	26.902	23.602	27.841	220.8
8	1:42.214	23.814	27.078	23.494	27.828	214.7	8	<u>1:42.221</u>	23.764	27.028	23.562	27.867	218.7
9	<b>1:41.264</b>	23.810	26.567	<b>23.269</b>	<b>27.618</b>	214.0	9	<u>1:42.138</u>	23.960	26.806	23.500	27.872	214.7
<b>71</b>	<b>TORIN COLLINS</b>					CAN	<b>71</b>						CAN
	AGR TEAM					KTM							KTM
1	2:02.684	43.264	27.699	23.756	27.965		1	2:02.684	43.264	27.699	23.756	27.965	
2	1:41.992	<b>23.674</b>	26.837	<b>23.521</b>	27.960	220.1	2	1:41.992	<b>23.674</b>	26.837	<b>23.521</b>	27.960	220.1
3	1:46.003	23.777	26.698	27.454	28.074	220.1	3	1:46.003	23.777	26.698	27.454	28.074	220.1
4	1:42.313	23.682	<b>26.575</b>	24.067	27.989	218.7	4	1:42.313	23.682	<b>26.575</b>	24.067	27.989	218.7
5	1:42.498	23.816	26.756	23.746	28.180	214.7	5	1:42.498	23.816	26.756	23.746	28.180	214.7
6	1:43.042	24.036	27.282	23.772	27.952	210.7	6	1:43.042	24.036	27.282	23.772	27.952	210.7
7	<b>1:41.934</b>	23.685	26.614	23.731	<b>27.904</b>	216.7	7	<b>1:41.934</b>	23.685	26.614	23.731	<b>27.904</b>	216.7
8	1:42.533	23.677	26.695	23.562	28.599	217.4	8	1:42.533	23.677	26.695	23.562	28.599	217.4
9	<u>1:42.013</u>	23.832	26.783	23.435	27.963	212.7	9	<u>1:42.013</u>	23.832	26.783	23.435	27.963	212.7
<b>34</b>	<b>CESARE TIEZZI</b>					ITA	<b>34</b>						ITA
	AC RACING TEAM					KTM							KTM
1	2:02.464	43.262	27.547	23.678	27.977		1	2:02.464	43.262	27.547	23.678	27.977	
2	<b>1:42.011</b>	23.693	26.857	<b>23.529</b>	27.932	225.1	2	<b>1:42.011</b>	23.693	26.857	<b>23.529</b>	27.932	225.1
3	1:45.683	23.854	26.677	27.334	<b>27.818</b>	220.8	3	1:45.683	23.854	26.677	27.334	<b>27.818</b>	220.8
4	2:43.825B	<b>23.645</b>	<b>26.638</b>	41.591	1:11.951	218.7	4	2:43.825B	<b>23.645</b>	<b>26.638</b>	41.591	1:11.951	218.7
<b>36</b>	<b>ANGUS GRENFELL</b>					AUS	<b>36</b>						AUS
	ARTBOX					HONDA							HONDA
1	2:03.817	43.761	27.574	24.102	28.380		1	2:03.817	43.761	27.574	24.102	28.380	
2	1:43.901	23.977	27.207	24.420	28.297	217.4	2	1:43.901	23.977	27.207	24.420	28.297	217.4
3	<u>1:42.674</u>	23.761	26.877	23.980	28.056	222.3	3	<u>1:42.674</u>	23.761	26.877	23.980	28.056	222.3
4	1:42.550	<b>23.755</b>	26.669	24.067	28.059	220.8	4	1:42.550	<b>23.755</b>	26.669	24.067	28.059	220.8
5	1:42.583	23.965	26.841	23.820	27.957	216.0	5	1:42.583	23.965	26.841	23.820	27.957	216.0
6	<b>1:42.051</b>	23.871	<b>26.604</b>	23.706	<b>27.870</b>	214.0	6	<b>1:42.051</b>	23.871	<b>26.604</b>	23.706	<b>27.870</b>	214.0
7	1:43.371	23.993	26.787	<b>23.631</b>	28.960	213.3	7	1:43.371	23.993	26.787	<b>23.631</b>	28.960	213.3
8	1:44.360	23.894	28.216	24.218	28.032	216.7	8	1:44.360	23.894	28.216	24.218	28.032	216.7



# JuniorGP

## Finetwork FIM JuniorGP Ricardo Tormo

### Qualifying 1

### Sector Analysis

— Invalidated Lap    ■ Personal Best    ■ Session Best    B Crossing the pit lane

Lap	Time	Sector 1	Sector 2	Sector 3	Sector 4	T.Spd	Lap	Time	Sector 1	Sector 2	Sector 3	Sector 4	T.Spd	
9	1:42.578	24.025	26.861	23.773	27.919	214.0								
<b>50</b>	<b>LEO RAMMERSTORFER</b> AUT													
		LIQUI MOLY HUSQVARNA INTACT C				HUSQVARNA								
1	1:51.889	30.021	27.663	24.044	30.161									
2	3:54.462 B	<b>23.843</b>	26.876	2:27.055	36.688	218.0								
3	6:31.578	5:11.190	27.759	23.964	28.665									
4	1:44.196	24.265	27.612	24.175	28.144	215.3								
5	<b>1:42.075</b>	23.875	<b>26.776</b>	<b>23.551</b>	<b>27.873</b>	220.1								
<b>37</b>	<b>ALESSIO MATTEI</b> ITA													
		MTA JUNIOR TEAM				KTM								
1	2:16.534	55.977	27.957	24.026	28.574									
2	<b>1:51.195 B</b>	24.538	27.373	25.018	34.266	214.0								
3	3:02.614	1:31.871	29.195	30.574	30.974									
4	1:46.308	24.288	27.304	26.611	28.105	213.3								
5	1:42.616	24.083	<b>26.702</b>	23.738	28.093	214.7								
6	1:42.643	23.839	26.996	23.862	<b>27.946</b>	216.7								
7	<b>1:42.304</b>	<b>23.766</b>	26.887	<b>23.624</b>	28.027	218.7								
8	1:42.698	23.944	26.789	23.651	28.314	216.0								
<b>74</b>	<b>ALEX GOURDON</b> FRA													
		TEAM ESTRELLA GALICIA 0,0				HONDA								
1	1:54.042	28.534	28.176	24.934	32.398									
2	1:46.999	24.193	27.274	24.814	30.718	212.7								
3	1:47.624	24.275	27.305	25.538	30.506	212.0								
4	<b>1:42.562</b>	23.932	<b>26.742</b>	23.868	<b>28.020</b>	215.3								
5	1:46.430	<b>23.893</b>	27.445	26.933	28.159	215.3								
6	1:42.959	24.049	26.893	<b>23.787</b>	28.230	214.0								
7	1:44.054	24.152	27.298	24.039	28.565	216.0								
8	1:44.056	24.368	27.171	24.092	28.425	210.7								
9	1:44.366	24.280	27.180	24.277	28.629	210.1								
<b>28</b>	<b>GEOFFREY EMMANUEL</b> IND													
		CUNA DE CAMPEONES				KTM								
1	2:01.101	33.018	28.083	31.132	28.868									
2	<b>1:46.498</b>	24.841	28.925	24.444	28.288	216.0								
3	1:44.487	24.172	27.555	24.128	28.632	218.7								
4	1:44.401	24.275	27.365	24.186	28.575	217.4								
5	1:44.320	24.055	27.357	24.132	28.776	214.7								
6	<b>1:43.865</b>	<b>24.001</b>	27.340	<b>24.034</b>	<b>28.490</b>	215.3								
7	1:44.813	24.374	<b>27.309</b>	24.283	28.847	205.7								
8	<b>1:44.095</b>	24.223	27.428	24.041	28.403	212.0								
9	<b>1:44.563</b>	24.119	27.387	24.002	29.055	213.3								