

JUNIORGP FIM JUNIORGP WORLD CHAMPIONSHIP ESTORIL 2023 Q2


Classification

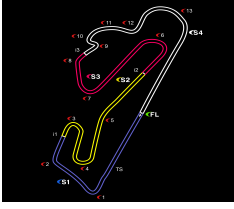
No	Rider	Nat	Team	Bike	Tires	Cl.	Time	Lap Total	Gap	Kph
1	58 LUCA LUNETTA	ITA	AC RACING TEAM	KTM	DUNLOP	JrGP	1:44.340	4 8	-	- 144.3
2	19 ALESSANDRO MOROSI	ITA	EAGLE-1	KTM	DUNLOP	JrGP	1:44.363	3 8	+0.023	+0.023 144.3
3	10 NICO CARRARO	ITA	ASPAR JUNIOR TEAM	GASGAS	DUNLOP	JrGP	1:44.419	4 8	+0.079	+0.056 144.2
4	85 XABIER ZURUTUZA	SPA	MTA JUNIOR TEAM	KTM	DUNLOP	JrGP	1:44.581	4 7	+0.241	+0.162 144.0
5	18 ÁNGEL PIQUERAS	SPA	TEAM ESTRELLA GALICIA 0,0	HONDA	DUNLOP	JrGP	1:44.585	8 8	+0.245	+0.004 144.0
6	7 JOEL ESTEBAN	SPA	ASPAR JUNIOR TEAM	GASGAS	DUNLOP	JrGP	1:44.709	3 6	+0.369	+0.124 143.8
7	83 ALVARO CARPE	SPA	STV LAGLISSE RACING	HUSQVARNA	DUNLOP	JrGP	1:44.846	6 6	+0.506	+0.137 143.6
8	11 ADRIÁN CRUCES	SPA	STV LAGLISSE RACING	HUSQVARNA	DUNLOP	JrGP	1:44.868	4 8	+0.528	+0.022 143.6
9	22 DAVID ALMANSA	SPA	FINETWORK MIR RACING TEAM	KTM	DUNLOP	JrGP	1:44.893	6 7	+0.553	+0.025 143.5
10	8 EDDIE O'SHEA	GBR	BRITISH TALENT TEAM	HONDA	DUNLOP	JrGP	1:45.014	5 8	+0.674	+0.121 143.4
11	12 JACOB ROULSTONE	AUS	ASPAR JUNIOR TEAM	GASGAS	DUNLOP	JrGP	1:45.083	4 8	+0.743	+0.069 143.3
12	14 CORMAC BUCHANAN	NZE	AGR TEAM	KTM	DUNLOP	JrGP	1:45.176	5 8	+0.836	+0.093 143.1
13	55 NOAH DETTWILER	SWI	CUNA DE CAMPEONES	KTM	DUNLOP	JrGP	1:45.241	5 8	+0.901	+0.065 143.1
14	5 TATCHAKORN BUASRI	THA	HONDA RACING THAILAND	HONDA	DUNLOP	JrGP	1:45.289	4 5	+0.949	+0.048 143.0
15	94 FACUNDO LLAMBIAS	URU	TEAM ESTRELLA GALICIA 0,0	HONDA	DUNLOP	JrGP	1:45.301	6 8	+0.961	+0.012 143.0
16	93 FADILLAH ADITAMA	INA	ASTRA HONDA RACING TEAM	HONDA	DUNLOP	JrGP	1:45.317	4 8	+0.977	+0.016 143.0
17	78 JAKOB ROSENTHALER	AUT	LIQUI MOLY HUSQVARNA INTACT GP JUNIOR TEAM	HUSQVARNA	DUNLOP	JrGP	1:45.995	5 7	+1.655	+0.678 142.0
18	88 SHINYA EZAWA	JPN	ASIA TALENT TEAM	HONDA	DUNLOP	JrGP	1:47.007	2 2	+2.667	+1.012 140.7

Fastest Lap: Lap 4 | LUCA LUNETTA | 1:44.340 | 144.3 Kph

Published at: 15:36

Track Status: **DRY**

<p>Clerk of the course: João Pedro Lima</p>	
<p>Timekeeper</p>	



JUNIORGP

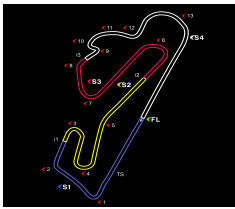
FIM JUNIORGP WORLD CHAMPIONSHIP ESTORIL 2023

Q2

Sector Analysis

— Invalidated Lap ■ Personal Best ■ Session Best B Crossing the pit lane

Lap	Time	Sector 1	Sector 2	Sector 3	Sector 4	Elapsed	Lap	Time	Sector 1	Sector 2	Sector 3	Sector 4	Elapsed	
5	TATCHAKORN BUASRI THA							5	1:45.085	21.279	26.557	24.174	33.075	10:18.561
	HONDA RACING THAILAND HONDA							6	1:53.073	22.425	29.652	27.014	33.982	12:11.634
1	3:22.942	1:43.916	36.745	27.426	34.855	3:22.942	7	1:46.490	21.054	26.781	24.511	34.144	13:58.124	
2	1:45.627	21.041	26.981	24.300	33.305	5:08.569	8	1:45.586	21.224	26.828	24.142	33.392	15:43.710	
3	1:45.641	21.026	26.888	24.277	33.450	6:54.210	14 CORMAC BUCHANAN NZE							
4	1:45.289	21.112	26.862	24.203	33.112	8:39.499	AGR TEAM KTM							
5	2:42.332 B	20.888	26.837	24.069	1:30.538	11:21.831	1	2:51.619	1:18.053	34.889	25.005	33.672	2:51.619	
7	JOEL ESTEBAN SPA							2	1:45.939	21.324	27.089	24.293	33.233	4:37.558
	ASPAR JUNIOR TEAM GASGAS							3	1:52.420 B	21.343	26.930	24.265	39.882	6:29.978
1	3:17.149	1:45.810	30.038	26.585	34.716	3:17.149	4	2:05.612	41.415	26.877	24.248	33.072	8:35.590	
2	1:45.150	21.330	26.806	24.186	32.828	5:02.299	5	1:45.176	20.991	26.765	24.143	33.277	10:20.766	
3	1:44.709	21.047	26.665	23.987	33.010	6:47.008	6	1:48.445	21.657	27.400	26.012	33.376	12:09.211	
4	1:49.632	21.051	26.764	24.003	37.814	8:36.640	7	2:06.598	21.011	47.188	24.647	33.752	14:15.809	
5	1:44.283	20.853	26.532	23.934	32.964	10:20.923	8	1:46.363	21.221	27.128	24.572	33.442	16:02.172	
6	1:54.541	22.014	27.837	28.027	36.663	12:15.464	18 ANGEL PIQUERAS SPA							
8	EDDIE O'SHEA GBR							TEAM ESTRELLA GALICIA 0,0 HONDA						
1	3:19.867	1:40.955	38.208	26.445	34.259	3:19.867	1	3:56.048	2:28.023	28.142	25.010	34.873	3:56.048	
2	1:46.546	21.420	27.199	24.635	33.292	5:06.413	2	1:46.399	21.278	26.885	24.199	34.037	5:42.447	
3	1:46.892	21.109	26.712	24.838	34.233	6:53.305	3	1:44.694	20.946	26.623	24.133	32.992	7:27.141	
4	1:45.153	21.359	26.706	24.191	32.897	8:38.458	4	1:47.756	21.683	27.007	24.398	34.668	9:14.897	
5	1:45.014	21.076	26.784	24.216	32.938	10:23.472	5	1:44.693	20.930	26.759	24.109	32.895	10:59.590	
6	1:50.614	21.213	26.828	26.405	36.168	12:14.086	6	1:45.148	21.089	26.729	24.189	33.141	12:44.738	
7	1:46.523	21.339	26.826	24.473	33.885	14:00.609	7	1:48.411	21.851	27.210	24.728	34.622	14:33.149	
8	1:45.288	21.368	26.826	24.168	32.926	15:45.897	8	1:44.585	21.126	26.688	23.996	32.775	16:17.734	
10	NICO CARRARO ITA							19 ALESSANDRO MOROSI ITA						
	ASPAR JUNIOR TEAM GASGAS							EAGLE-1 KTM						
1	3:17.448	1:45.491	29.872	27.586	34.499	3:17.448	1	3:19.889	1:46.938	30.089	27.743	35.119	3:19.889	
2	1:44.686	21.150	26.689	24.001	32.846	5:02.134	2	1:45.068	21.141	26.991	23.933	33.003	5:04.957	
3	1:46.874	21.086	26.934	24.378	34.476	6:49.008	3	1:44.363	20.934	26.614	23.924	32.891	6:49.320	
4	1:44.419	20.858	26.403	23.967	33.191	8:33.427	4	1:44.408	21.027	26.566	24.012	32.803	8:33.728	
5	1:44.783	20.884	26.587	24.003	33.309	10:18.210	5	1:46.606	21.106	26.665	24.874	33.961	10:20.334	
6	1:55.542	22.552	29.641	26.947	36.402	12:13.752	6	1:48.855	21.391	27.713	25.803	33.948	12:09.189	
7	1:46.864	20.863	26.650	24.072	35.279	14:00.616	7	1:46.836	21.221	27.382	24.485	33.748	13:56.025	
8	1:44.509	20.919	26.604	23.905	33.081	15:45.125	8	1:45.905	21.132	26.906	24.262	33.605	15:41.930	
11	ADRIÁN CRUCES SPA							22 DAVID ALMANSA SPA						
	STV LAGLISSE RACING HUSQVARNA							FINETWORK MIR RACING TEAM KTM						
1	3:17.889	1:40.246	34.722	27.992	34.929	3:17.889	1	1:56.316	30.797	27.411	24.548	33.560	1:56.316	
2	1:45.287	21.209	26.817	24.252	33.009	5:03.176	2	1:45.651	21.235	26.958	24.230	33.228	3:41.967	
3	1:46.720	20.970	26.790	24.088	34.872	6:49.896	3	1:45.509	21.110	26.807	24.300	33.292	5:27.476	
4	1:44.868	20.939	26.684	24.184	33.061	8:34.764	4	1:54.696 B	21.554	27.411	24.868	40.863	7:22.172	
5	1:46.242	20.966	26.729	24.063	34.484	10:21.006	5	4:32.688	3:03.889	29.596	25.703	33.500	11:54.860	
6	1:53.072	21.304	27.631	27.461	36.676	12:14.078	6	1:44.893	20.962	26.645	24.142	33.144	13:39.753	
7	1:46.436	21.261	26.755	24.411	34.009	14:00.514	7	1:45.052	21.082	26.739	24.039	33.192	15:24.805	
8	1:45.381	21.074	26.720	24.436	33.151	15:45.895	55 NOAH DETTWILER SWI							
12	JACOB ROULSTONE AUS							CUNA DE CAMPEONES KTM						
	ASPAR JUNIOR TEAM GASGAS							1	3:18.881	1:40.074	35.704	28.228	34.875	3:18.881
1	3:16.442	1:45.228	30.197	26.687	34.330	3:16.442	2	1:47.463	21.377	28.073	24.565	33.448	5:06.344	
2	1:45.716	21.240	26.903	24.182	33.391	5:02.158	3	1:46.504	21.355	26.917	24.784	33.448	6:52.848	
3	1:46.235	21.459	26.780	24.476	33.520	6:48.393	4	1:45.367	21.123	26.763	24.220	33.261	8:38.215	
4	1:45.083	21.144	26.707	24.189	33.043	8:33.476	5	1:45.241	21.047	26.882	24.141	33.171	10:23.456	
							6	1:50.345	21.348	26.865	26.413	35.719	12:13.801	
							7	1:45.901	21.180	26.774	24.511	33.436	13:59.702	

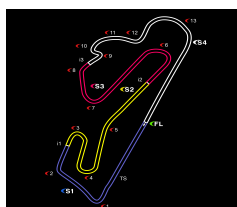


JUNIORGP FIM JUNIORGP WORLD CHAMPIONSHIP ESTORIL 2023 Q2

Sector Analysis

— Invalidated Lap ■ Personal Best ■ Session Best B Crossing the pit lane

Lap	Time	Sector 1	Sector 2	Sector 3	Sector 4	Elapsed	Lap	Time	Sector 1	Sector 2	Sector 3	Sector 4	Elapsed
8	1:45.501	21.106	26.844	24.226	33.325	15:45.203							
58	LUCA LUNETTA					ITA	94	FACUNDO LLAMBIAS					URU
	AC RACING TEAM					KTM		TEAM ESTRELLA GALICIA 0,0					HONDA
1	3:17.750	1:45.990	30.085	27.053	34.622	3:17.750	1	3:54.012	2:25.639	29.233	25.265	33.875	3:54.012
2	1:44.727	21.080	26.931	24.045	32.671	5:02.477	2	1:46.986	21.620	27.076	24.638	33.652	5:40.998
3	1:46.743	21.217	26.683	24.441	34.402	6:49.220	3	1:46.312	21.611	27.041	24.668	32.992	7:27.310
4	1:44.340	21.036	26.528	23.919	32.857	8:33.560	4	1:45.942	21.274	26.893	24.375	33.400	9:13.252
5	1:46.807	21.055	26.701	24.866	34.185	10:20.367	5	1:46.362	21.469	26.886	24.478	33.529	10:59.614
6	1:53.881	22.450	27.479	28.004	35.948	12:14.248	6	1:45.301	21.382	26.795	24.190	32.934	12:44.915
7	1:46.217	20.976	26.715	24.160	34.366	14:00.465	7	1:46.619	21.364	26.986	24.599	33.670	14:31.534
8	1:44.717	21.236	26.705	24.037	32.739	15:45.182	8	1:46.217	21.518	26.867	24.461	33.371	16:17.751
78	JAKOB ROSENTHALER					AUT							
	LIQUI MOLY HUSQVARNA INTACT C					HUSQVARNA							
1	3:18.439B	1:22.229	46.932	26.351	42.927	3:18.439							
2	2:09.422	44.403	27.424	24.489	33.106	5:27.861							
3	1:46.279	21.338	27.111	24.513	33.317	7:14.140							
4	1:45.999	21.128	26.956	24.495	33.420	9:00.139							
5	1:45.995	21.194	26.943	24.476	33.382	10:46.134							
6	1:53.295B	22.031	27.128	24.649	39.487	12:39.429							
7	2:07.698	42.524	27.333	24.488	33.353	14:47.127							
83	ALVARO CARPE					SPA							
	STV LAGLISSE RACING					HUSQVARNA							
1	3:18.085	1:38.092	37.564	27.629	34.800	3:18.085							
2	2:18.272B	21.086	49.388	27.616	40.182	5:36.357							
3	4:44.338	3:14.558	29.991	25.589	34.200	10:20.695							
4	1:52.304	21.174	27.635	28.039	35.456	12:12.999							
5	1:47.642	21.122	26.936	24.186	35.398	14:00.641							
6	1:44.846	21.148	26.686	24.142	32.870	15:45.487							
85	XABIER ZURUTUZA					SPA							
	MTA JUNIOR TEAM					KTM							
1	3:18.141	1:40.475	35.587	27.777	34.302	3:18.141							
2	1:46.218	21.225	27.630	24.357	33.006	5:04.359							
3	1:45.114	21.136	26.774	24.114	33.090	6:49.473							
4	1:44.581	21.085	26.611	24.154	32.731	8:34.054							
5	1:51.865B	20.910	26.687	24.497	39.771	10:25.919							
6	3:17.517	1:51.273	26.956	25.288	34.000	13:43.436							
7	1:44.885	20.971	26.782	24.163	32.969	15:28.321							
88	SHINYA EZAWA					JPN							
	ASIA TALENT TEAM					HONDA							
1	3:18.929	1:39.769	36.466	28.319	34.375	3:18.929							
2	1:47.007	21.349	27.758	24.316	33.584	5:05.936							
93	FADILLAH ADITAMA					INA							
	ASTRA HONDA RACING TEAM					HONDA							
1	3:22.785	1:40.573	38.683	28.354	35.175	3:22.785							
2	1:46.229	21.416	27.114	24.348	33.351	5:09.014							
3	1:45.414	21.134	26.892	24.211	33.177	6:54.428							
4	1:45.317	21.038	26.875	24.291	33.113	8:39.745							
5	1:46.034	21.005	26.951	24.301	33.777	10:25.779							
6	1:49.528	21.104	27.124	25.377	35.923	12:15.307							
7	1:46.735	21.261	27.103	25.028	33.343	14:02.042							
8	1:47.990	21.133	27.192	25.822	33.843	15:50.032							



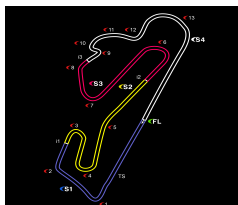
JUNIORGP

FIM JUNIORGP WORLD CHAMPIONSHIP ESTORIL 2023

Q2

Best Sector Times

Sector 1			Sector 2			Sector 3			Sector 4			Ideal Lap		Best Lap		
Pos	No	Rider	Time	No	Rider	Time	No	Rider	Time	No	Rider	Time	Pos	No	Time	
1	7	J.ESTEBAN	20.853	10	N.CARRARO	26.403	10	N.CARRARO	23.905	58	L.LUNETTA	32.671	1	10	1:44.012	1:44.419 (3)
2	10	N.CARRARO	20.858	58	L.LUNETTA	26.528	58	L.LUNETTA	23.919	85	X.ZURUTUZA	32.731	2	58	1:44.094	1:44.340 (1)
3	5	T.BUASRI	20.888	7	J.ESTEBAN	26.532	19	A.MOROSI	23.924	18	Á.PIQUERAS	32.775	3	7	1:44.147	1:44.709 (6)
4	85	X.ZURUTUZA	20.910	12	J.ROULSTONE	26.557	7	J.ESTEBAN	23.934	19	A.MOROSI	32.803	4	19	1:44.227	1:44.363 (2)
5	18	Á.PIQUERAS	20.930	19	A.MOROSI	26.566	18	Á.PIQUERAS	23.996	7	J.ESTEBAN	32.828	5	18	1:44.324	1:44.585 (5)
6	19	A.MOROSI	20.934	85	X.ZURUTUZA	26.611	22	D.ALMANSA	24.039	10	N.CARRARO	32.846	6	85	1:44.366	1:44.581 (4)
7	11	A.CRUCES	20.939	18	Á.PIQUERAS	26.623	11	A.CRUCES	24.063	83	A.CARPE	32.870	7	11	1:44.695	1:44.868 (8)
8	22	D.ALMANSA	20.962	22	D.ALMANSA	26.645	5	T.BUASRI	24.069	8	E.O'SHEA	32.897	8	83	1:44.784	1:44.846 (7)
9	58	L.LUNETTA	20.976	11	A.CRUCES	26.684	85	X.ZURUTUZA	24.114	94	F.LLAMBIAS	32.934	9	22	1:44.790	1:44.893 (9)
10	14	C.BUCHANAN	20.991	83	A.CARPE	26.686	55	N.DETTWILER	24.141	11	A.CRUCES	33.009	10	12	1:44.796	1:45.083 (11)
11	93	F.ADITAMA	21.005	8	E.O'SHEA	26.706	12	J.ROULSTONE	24.142	12	J.ROULSTONE	33.043	11	8	1:44.847	1:45.014 (10)
12	55	N.DETTWILER	21.047	55	N.DETTWILER	26.763	83	A.CARPE	24.142	14	C.BUCHANAN	33.072	12	5	1:44.906	1:45.289 (14)
13	12	J.ROULSTONE	21.054	14	C.BUCHANAN	26.765	14	C.BUCHANAN	24.143	78	J.ROSENTHALER	33.106	13	14	1:44.971	1:45.176 (12)
14	8	E.O'SHEA	21.076	94	F.LLAMBIAS	26.795	8	E.O'SHEA	24.168	5	T.BUASRI	33.112	14	55	1:45.122	1:45.241 (13)
15	83	A.CARPE	21.086	5	T.BUASRI	26.837	94	F.LLAMBIAS	24.190	93	F.ADITAMA	33.113	15	94	1:45.193	1:45.301 (15)
16	78	J.ROSENTHALER	21.128	93	F.ADITAMA	26.875	93	F.ADITAMA	24.211	22	D.ALMANSA	33.144	16	93	1:45.204	1:45.317 (16)
17	88	S.EZAWA	21.195	88	S.EZAWA	26.931	88	S.EZAWA	24.316	55	N.DETTWILER	33.171	17	78	1:45.496	1:45.995 (17)
18	94	F.LLAMBIAS	21.274	78	J.ROSENTHALER	26.943	78	J.ROSENTHALER	24.319	88	S.EZAWA	33.584	18	88	1:46.026	1:47.007 (18)



JUNIORGP

FIM JUNIORGP WORLD CHAMPIONSHIP ESTORIL 2023

After Q2

Event maximum speed

No Rider	Team	Bike	Class	Top Speed	Lap	Session
10 NICO CARRARO	ASPAR JUNIOR TEAM	GASGAS	JrGP	252.7	17	PRACTICE
7 JOEL ESTEBAN	ASPAR JUNIOR TEAM	GASGAS	JrGP	252.7	16	PRACTICE
19 ALESSANDRO MOROSI	EAGLE-1	KTM	JrGP	250.9	5	Q2
78 JAKOB ROSENTHALER	LIQUI MOLY HUSQVARNA INTACT GP JUNIOR TEAM	HUSQVARNA	JrGP	249.8	3	FP 2
12 JACOB ROULSTONE	ASPAR JUNIOR TEAM	GASGAS	JrGP	248.7	18	PRACTICE
58 LUCA LUNETTA	AC RACING TEAM	KTM	JrGP	248.7	11	FP 2
14 CORMAC BUCHANAN	AGR TEAM	KTM	JrGP	248.1	6	Q2
83 ALVARO CARPE	STV LAGLISSE RACING	HUSQVARNA	JrGP	248.1	3	FP 1
85 XABIER ZURUTUZA	MTA JUNIOR TEAM	KTM	JrGP	248.1	4	Q2
91 KOTARO UCHIUMI	MTA JUNIOR TEAM	KTM	JrGP	248.1	4	FP 2
93 FADILLAH ADITAMA	ASTRA HONDA RACING TEAM	HONDA	JrGP	248.1	15	PRACTICE
8 EDDIE O'SHEA	BRITISH TALENT TEAM	HONDA	JrGP	247.6	12	PRACTICE
88 SHINYA EZAWA	ASIA TALENT TEAM	HONDA	JrGP	247.6	4	PRACTICE
22 DAVID ALMANSA	FINETWORK MIR RACING TEAM	KTM	JrGP	247.0	13	PRACTICE
5 TATCHAKORN BUASRI	HONDA RACING THAILAND	HONDA	JrGP	247.0	13	PRACTICE
55 NOAH DETTWILER	CUNA DE CAMPEONES	KTM	JrGP	246.4	5	FP 1
11 ADRIÁN CRUCES	STV LAGLISSE RACING	HUSQVARNA	JrGP	245.9	6	FP 1
23 ELIA BARTOLINI	TEAM ESTRELLA GALICIA 0,0	HONDA	JrGP	245.9	4	FP 2
50 LEO RAMMERSTORFER	LIQUI MOLY HUSQVARNA INTACT GP JUNIOR TEAM	HUSQVARNA	JrGP	245.9	9	PRACTICE
69 MARCOS RUDA	FINETWORK MIR RACING TEAM	KTM	JrGP	245.3	3	PRACTICE
94 FACUNDO LLAMBIAS	TEAM ESTRELLA GALICIA 0,0	HONDA	JrGP	245.3	4	Q2
34 CESARE TIEZZI	AC RACING TEAM	KTM	JrGP	244.8	2	FP 2
36 ANGUS GRENFELL	ARTBOX	HONDA	JrGP	244.3	7	FP 2
18 ÁNGEL PIQUERAS	TEAM ESTRELLA GALICIA 0,0	HONDA	JrGP	243.7	5	Q2
48 GABIN PLANQUES	FIRST BIKE ACADEMY	KTM	JrGP	243.7	3	FP 2
71 TORIN COLLINS	AGR TEAM	KTM	JrGP	242.6	3	FP 1
28 GEOFFREY EMMANUEL	CUNA DE CAMPEONES	KTM	JrGP	242.1	5	FP 2
37 ALESSIO MATTEI	MTA JUNIOR TEAM	KTM	JrGP	241.6	5	PRACTICE
74 ALEX GOURDON	TEAM ESTRELLA GALICIA 0,0	HONDA	JrGP	241.1	11	PRACTICE



JUNIORGp

FIM JUNIORGp WORLD CHAMPIONSHIP ESTORIL 2023

Q2

Fastest Lap Sequence

Elapsed	No Rider	Team	Bike	Class	Time	Kph	Lap
3:41.967	22 DAVID ALMANSA	FINETWORK MIR RACING TEAM	KTM	JrGP	1:45.651	142.5	2
5:02.134	10 NICO CARRARO	ASPAR JUNIOR TEAM	GASGAS	JrGP	1:44.686	143.8	2
6:49.320	19 ALESSANDRO MOROSI	EAGLE-1	KTM	JrGP	1:44.363	144.3	3
8:33.560	58 LUCA LUNETTA	AC RACING TEAM	KTM	JrGP	1:44.340	144.3	4