

JuniorGP

FIM JuniorGP - BARCELONA

Qualifying 2

Classification

No	Rider	Nat	Team	Bike	Tires	Cl.	Time	Lap Total	Gap	Kph
1	18 ÁNGEL PIQUERAS	SPA	TEAM ESTRELLA GALICIA 0,0	HONDA			1:49.387	3 8	-	153.3
2	12 JACOB ROULSTONE	AUS	ASPAR JUNIOR TEAM	GASGAS			1:49.407	4 9	+0.020 +0.020	153.2
3	22 DAVID ALMANSA	SPA	FINETWORK MIR RACING TEAM	KTM			1:49.476	5 6	+0.089 +0.069	153.1
4	85 XABIER ZURUTUZA	SPA	MTA JUNIOR TEAM	KTM			1:49.683	2 7	+0.296 +0.207	152.9
5	10 NICO CARRARO	ITA	ASPAR JUNIOR TEAM	GASGAS			1:49.707	3 6	+0.320 +0.024	152.8
6	23 ELIA BARTOLINI	ITA	TEAM ESTRELLA GALICIA 0,0	HONDA			1:49.834	2 8	+0.447 +0.127	152.6
7	58 LUCA LUNETTA	ITA	AC RACING TEAM	KTM			1:49.876	3 7	+0.489 +0.042	152.6
8	83 ALVARO CARPE	SPA	STV LAGLISSE RACING	HUSQVARNA			1:49.877	2 6	+0.490 +0.001	152.6
9	94 FACUNDO LLAMBIAS	URU	TEAM ESTRELLA GALICIA 0,0	HONDA			1:49.944	2 8	+0.557 +0.067	152.5
10	57 DANIAL SHAHRIL	MAL	ASIA TALENT TEAM	HONDA			1:50.047	2 7	+0.660 +0.103	152.3
11	11 ADRIÁN CRUCES	SPA	FINETWORK MIR RACING TEAM	KTM			1:50.075	6 6	+0.688 +0.028	152.3
12	8 EDDIE O'SHEA	GBR	BRITISH TALENT TEAM	HONDA			1:50.197	3 7	+0.810 +0.122	152.1
13	7 JOEL ESTEBAN	SPA	ASPAR JUNIOR TEAM	GASGAS			1:50.307	3 3	+0.920 +0.110	152.0
14	14 CORMAC BUCHANAN	NZE	AGR TEAM	KTM			1:50.313	7 7	+0.926 +0.006	152.0
15	19 ALESSANDRO MOROSI	ITA	EAGLE-1	KTM			1:50.322	4 8	+0.935 +0.009	152.0
16	93 FADILLAH ARBI ADITAMA	INA	ASTRA HONDA RACING TEAM	HONDA			1:50.625	4 7	+1.238 +0.303	151.5
17	69 MARCOS RUDA	SPA	FINETWORK MIR RACING TEAM	KTM			1:51.047	2 5	+1.660 +0.422	151.0
18	5 TATCHAKORN BUASRI	THA	HONDA RACING THAILAND	HONDA			1:51.343	2 6	+1.956 +0.296	150.6

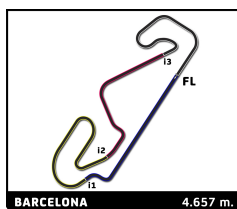
Fastest Lap: Lap 3 | **ÁNGEL PIQUERAS** | **1:49.387** | 153.3 Kph

RIDERS 5, 14, 19, 57, 58, 69 & 85 - SOME LAP TIMES DELETED DUE TO TRACK LIMITS

Published at:

Track Status: **DRY**

Race Director:	Timekeeper: Alberto Estébanez
-----------------------	---



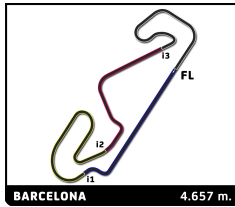
JuniorGP

FIM JuniorGP - BARCELONA

Qualifying 2

Best Sector Times

Sector 1			Sector 2			Sector 3			Ideal Lap	Best Lap	
Pos	No Rider	Time	No Rider	Time	No Rider	Time	Pos	No Rider			
1	18 Á.PIQUERAS	19.859	22 D.ALMANSA	33.397	11 A.CRUCES	22.937	1	12 J.ROULSTONE	1:49.184	1:49.407	(2)
2	23 E.BARTOLINI	19.947	12 J.ROULSTONE	33.505	18 Á.PIQUERAS	22.938	2	22 D.ALMANSA	1:49.248	1:49.476	(3)
3	11 A.CRUCES	19.969	18 Á.PIQUERAS	33.521	10 N.CARRARO	22.953	3	18 Á.PIQUERAS	1:49.314	1:49.387	(1)
4	12 J.ROULSTONE	20.003	85 X.ZURUTUZA	33.566	94 F.LLAMBIAS	22.954	4	23 E.BARTOLINI	1:49.645	1:49.834	(6)
5	10 N.CARRARO	20.006	58 L.LUNETTA	33.598	12 J.ROULSTONE	22.968	5	94 F.LLAMBIAS	1:49.664	1:49.944	(9)
6	14 C.BUCHANAN	20.044	94 F.LLAMBIAS	33.621	23 E.BARTOLINI	23.012	6	10 N.CARRARO	1:49.664	1:49.707	(5)
7	83 A.CARPE	20.044	83 A.CARPE	33.625	22 D.ALMANSA	23.019	7	85 X.ZURUTUZA	1:49.683	1:49.683	(4)
8	22 D.ALMANSA	20.049	57 D.SHAHRIL	33.665	93 F.ADITAMA	23.077	8	83 A.CARPE	1:49.742	1:49.877	(8)
9	19 A.MOROSI	20.069	93 F.ADITAMA	33.739	57 D.SHAHRIL	23.093	9	58 L.LUNETTA	1:49.795	1:49.876	(7)
10	58 L.LUNETTA	20.113	19 A.MOROSI	33.740	85 X.ZURUTUZA	23.121	10	11 A.CRUCES	1:49.904	1:50.075	(11)
11	85 X.ZURUTUZA	20.133	14 C.BUCHANAN	33.763	19 A.MOROSI	23.129	11	14 C.BUCHANAN	1:49.960	1:50.313	(14)
12	8 E.O'SHEA	20.141	23 E.BARTOLINI	33.784	7 J.ESTEBAN	23.135	12	19 A.MOROSI	1:49.962	1:50.322	(15)
13	7 J.ESTEBAN	20.149	7 J.ESTEBAN	33.793	58 L.LUNETTA	23.139	13	57 D.SHAHRIL	1:49.963	1:50.047	(10)
14	94 F.LLAMBIAS	20.150	8 E.O'SHEA	33.797	14 C.BUCHANAN	23.142	14	8 E.O'SHEA	1:50.190	1:50.197	(12)
15	57 D.SHAHRIL	20.180	10 N.CARRARO	33.804	8 E.O'SHEA	23.152	15	7 J.ESTEBAN	1:50.260	1:50.307	(13)
16	5 T.BUASRI	20.302	11 A.CRUCES	33.852	83 A.CARPE	23.154	16	93 F.ADITAMA	1:50.439	1:50.625	(16)
17	93 F.ADITAMA	20.303	69 M.RUDA	34.079	5 T.BUASRI	23.345	17	69 M.RUDA	1:51.008	1:51.047	(17)
18	69 M.RUDA	20.316	5 T.BUASRI	34.178	69 M.RUDA	23.365	18	5 T.BUASRI	1:51.264	1:51.343	(18)



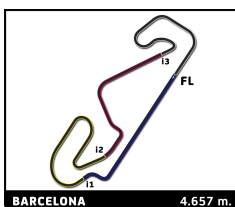
JuniorGP

FIM JuniorGP - BARCELONA

Qualifying 2

Best Top Speed

No Rider	Team	Class	Top 1		Top 2		Top 3		Top 4		Top 5		Avg
			Kph	Lap	Kph	Lap	Kph	Lap	Kph	Lap	Kph	Lap	
7	JOEL ESTEBAN	ASPAR JUNIOR TEAM	238.9	2	231.8	3	166.0	1					212.2
14	CORMAC BUCHANAN	AGR TEAM	238.4	7	233.8	5	230.3	3	230.3	4	228.4	2	232.2
18	ÁNGEL PIQUERAS	TEAM ESTRELLA GALICIA 0,0	238.4	5	237.9	4	237.9	8	237.4	3	235.8	2	237.5
11	ADRIÁN CRUCES	FINETWORK MIR RACING TEAM	237.9	6	237.4	5	235.8	3	227.4	2	174.0	1	222.5
83	ALVARO CARPE	STV LAGLISSE RACING	237.9	2	237.9	6	236.9	3	235.3	4	167.0	1	223.0
23	ELIA BARTOLINI	TEAM ESTRELLA GALICIA 0,0	237.4	8	236.9	4	234.8	5	234.3	2	234.3	6	235.5
57	DANIAL SHAHRIL	ASIA TALENT TEAM	237.4	3	235.8	5	235.3	4	233.8	2	232.3	7	234.9
12	JACOB ROULSTONE	ASPAR JUNIOR TEAM	235.8	2	230.8	4	230.3	8	229.9	3	229.9	5	231.3
85	XABIER ZURUTUZA	MTA JUNIOR TEAM	235.8	2	235.8	3	231.3	4	230.8	7	229.4	6	232.6
93	FADILLAH ARBI ADITAMA	ASTRA HONDA RACING TEAM	235.8	4	232.8	3	231.3	7	230.8	2	228.9	5	231.9
8	EDDIE O'SHEA	BRITISH TALENT TEAM	235.3	5	232.3	3	231.8	4	230.8	7	230.3	2	232.1
22	DAVID ALMANSA	FINETWORK MIR RACING TEAM	235.3	6	234.3	2	232.8	5	232.3	3	174.0	1	221.7
10	NICO CARRARO	ASPAR JUNIOR TEAM	234.8	6	234.3	3	234.3	4	229.9	2	171.2	1	220.9
94	FACUNDO LLAMBIAS	TEAM ESTRELLA GALICIA 0,0	234.3	8	232.8	4	232.8	7	231.8	2	231.8	5	232.7
19	ALESSANDRO MOROSI	EAGLE-1	232.8	3	231.8	4	230.8	2	230.3	8	228.9	5	230.9
58	LUCA LUNETTA	AC RACING TEAM	231.8	4	230.3	3	229.4	2	226.0	7	173.7	1	218.2
5	TATCHAKORN BUASRI	HONDA RACING THAILAND	230.8	2	229.9	6	227.4	3	226.5	4	138.3	5	210.6
69	MARCOS RUDA	FINETWORK MIR RACING TEAM	228.4	2	228.4	3	171.5	1	165.5	5	165.0	4	191.8



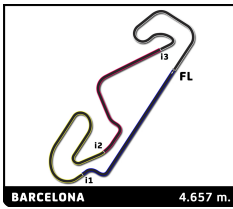
JuniorGP

FIM JuniorGP - BARCELONA

Qualifying 2

Fastest Lap Sequence

Elapsed	No	Rider	Team	Bike	Class	Time	Kph	Lap
3:42.332	12	JACOB ROULSTONE	ASPAR JUNIOR TEAM	GASGAS		1:49.590	153.0	2
3:47.034	22	DAVID ALMANSA	FINETWORK MIR RACING TEAM	KTM		1:49.512	153.1	2
5:31.797	12	JACOB ROULSTONE	ASPAR JUNIOR TEAM	GASGAS		1:49.465	153.2	3
5:52.796	18	ÁNGEL PIQUERAS	TEAM ESTRELLA GALICIA 0,0	HONDA		1:49.387	153.3	3



JuniorGP

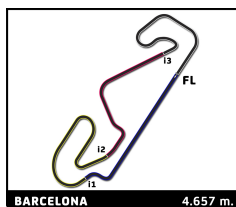
FIM JuniorGP - BARCELONA

Qualifying 2

Sector Analysis

— Invalidated Lap ■ Personal Best ■ Session Best B Crossing the pit lane

Lap	Time	Sector 1	Sector 2	Sector 3	Sector 4	T.Sp	Lap	Time	Sector 1	Sector 2	Sector 3	Sector 4	T.Sp
18 ÁNGEL PIQUERAS SPA							4 1:50.735 20.097 33.901 23.245 33.492 236.9						
TEAM ESTRELLA GALICIA 0,0 HONDA							5 1:53.116 20.138 34.740 23.701 34.537 234.8						
1	2:13.689	41.777	34.892	23.397	33.623	167.5	6	1:51.401	20.602	34.189	23.062	33.548	234.3
2	1:49.720	20.119	33.523	23.082	32.996	235.8	7	1:52.200	20.148	34.633	23.259	34.160	232.8
3	1:49.387	19.926	33.521	22.938	33.002	237.4	8	1:50.555	20.161	34.157	23.159	33.078	237.4
4	1:53.501	19.859	33.783	23.525	36.334	237.9	58 LUCA LUNETTA ITA						
5	1:51.859	19.934	34.096	23.684	34.145	238.4	AC RACING TEAM KTM						
6	1:51.257	20.336	34.133	23.160	33.628	233.3	1	1:53.277	22.292	34.503	23.254	33.228	173.7
7	1:53.427	20.134	34.388	23.369	35.536	234.3	2	1:50.215	20.317	33.639	23.143	33.116	229.4
8	1:50.191	20.041	33.868	23.154	33.128	237.9	3	1:49.876	20.194	33.598	23.139	32.945	230.3
12 JACOB ROULSTONE AUS							4	2:04.174 B	20.113	33.878	24.183	46.000	231.8
ASPAR JUNIOR TEAM GASGAS							5	4:32.242 B	2:41.635	34.917	23.690	52.000	164.2
1	1:52.742	20.296	35.648	23.535	33.263	167.0	6	2:39.434	1:07.519	34.638	23.627	33.650	165.7
2	1:49.590	20.003	33.602	23.087	32.898	235.8	7	1:51.484	20.495	34.084	23.471	33.434	226.0
3	1:49.465	20.183	33.505	23.069	32.708	229.9	83 ALVARO CARPE SPA						
4	1:49.407	20.140	33.570	22.988	32.709	230.8	STV LAGLISSE RACING HUSQVARNA						
5	1:49.571	20.185	33.710	22.968	32.708	229.9	1	1:58.021	22.712	34.884	23.508	36.917	167.0
6	1:49.588	20.248	33.595	22.997	32.748	229.9	2	1:49.877	20.129	33.625	23.204	32.919	237.9
7	1:51.482	20.105	34.755	23.381	33.241	228.4	3	1:51.996	20.044	33.437	23.454	34.061	236.9
8	1:49.732	20.152	33.772	23.050	32.758	230.3	4	2:00.759 B	20.246	33.936	23.158	43.419	235.3
9	1:49.722	20.194	33.644	23.019	32.865	228.9	5	5:41.986	4:08.162	35.864	23.656	34.304	161.3
22 DAVID ALMANSA SPA							6	1:50.153	20.087	33.898	23.154	33.014	237.9
FINETWORK MIR RACING TEAM KTM							94 FACUNDO LLAMBIAS URU						
1	1:57.522	26.088	34.875	23.332	33.227	174.0	TEAM ESTRELLA GALICIA 0,0 HONDA						
2	1:49.512	20.160	33.397	23.078	32.877	234.3	1	2:13.961	42.227	34.618	23.378	33.738	168.3
3	2:03.306 B	20.313	34.580	23.437	44.976	232.3	2	1:49.944	20.297	33.754	22.954	32.939	231.8
4	5:47.184	4:16.062	34.626	23.218	33.278	169.1	3	1:50.017	20.208	33.621	23.095	33.093	230.8
5	1:49.476	20.049	33.625	23.019	32.783	232.8	4	1:50.087	20.281	33.731	23.090	32.985	232.8
6	1:49.799	20.118	33.655	23.080	32.946	235.3	5	1:54.279	20.425	36.002	23.721	34.131	231.8
85 XABIER ZURUTUZA SPA							6	1:51.793	20.333	34.101	23.218	34.141	230.8
MTA JUNIOR TEAM KTM							7	1:52.845	20.240	34.021	23.444	35.140	232.8
1	1:57.692	26.468	34.787	23.310	33.127	174.5	8	1:50.223	20.150	33.807	23.083	33.183	234.3
2	1:49.683	20.133	33.566	23.121	32.863	235.8	57 DANIAL SHAHRIL MAL						
3	1:51.884	20.137	34.523	23.453	33.771	235.8	ASIA TALENT TEAM HONDA						
4	2:02.719 B	20.218	33.918	23.161	45.422	231.3	1	2:12.255	39.961	35.121	23.647	33.526	171.2
5	4:17.769	2:44.130	34.478	23.290	35.871	164.7	2	1:50.047	20.180	33.665	23.177	33.025	233.8
6	1:51.057	20.336	34.109	23.298	33.314	229.4	3	1:50.377	20.267	33.767	23.093	33.250	237.4
7	1:50.501	20.136	33.986	23.192	33.187	230.8	4	1:53.067	20.264	34.018	23.517	35.268	235.3
10 NICO CARRARO ITA							5	2:04.203 B	20.229	33.988	23.745	46.241	235.8
ASPAR JUNIOR TEAM GASGAS							6	3:40.249	2:08.823	34.346	23.414	33.666	164.5
1	1:52.577	20.699	35.080	23.429	33.369	171.2	7	1:51.467	20.225	34.358	23.391	33.493	232.3
2	1:50.376	20.428	33.804	23.029	33.115	229.9	11 ADRIÁN CRUCES SPA						
3	1:49.707	20.006	33.847	22.953	32.901	234.3	FINETWORK MIR RACING TEAM KTM						
4	2:04.839 B	20.068	34.834	23.920	46.017	234.3	1	1:56.764	23.962	34.960	23.485	34.357	174.0
5	5:44.208	4:02.466	40.908	24.926	35.908	106.2	2	1:51.075	20.517	34.216	23.196	33.146	227.4
6	1:50.612	20.068	33.948	23.052	33.544	234.8	3	2:03.216 B	20.346	34.404	23.392	45.074	235.8
23 ELIA BARTOLINI ITA							4	5:38.919	4:03.152	35.420	24.640	35.707	147.7
TEAM ESTRELLA GALICIA 0,0 HONDA							5	1:52.088	20.049	34.033	23.396	34.610	237.4
1	2:13.996	41.917	35.005	23.402	33.672	167.8	6	1:50.075	19.969	33.852	22.937	33.317	237.9
2	1:49.834	19.947	33.973	23.012	32.902	234.3	8 EDDIE O'SHEA GBR						
3	1:50.402	20.044	33.784	23.211	33.363	233.8	BRITISH TALENT TEAM HONDA						



JuniorGP

FIM JuniorGP - BARCELONA

Qualifying 2

Sector Analysis

— Invalidated Lap ■ Personal Best ■ Session Best B Crossing the pit lane

Lap	Time	Sector 1	Sector 2	Sector 3	Sector 4	T.Spd	Lap	Time	Sector 1	Sector 2	Sector 3	Sector 4	T.Spd
1	2:09.987	37.792	34.780	23.603	33.812	172.0	3	1:51.564	20.484	34.262	23.379	33.439	227.4
2	1:50.763	20.401	33.856	23.359	33.147	230.3	4	2:04.599B	20.103	35.155	23.945	45.396	226.5
3	1:50.197	20.148	33.797	23.152	33.100	232.3	5	4:12.960	2:39.055	36.705	23.593	33.607	138.3
4	1:53.773	20.141	34.229	23.650	35.753	231.8	6	1:51.508	20.302	34.264	23.418	33.524	229.9
5	2:04.310B	20.215	34.613	23.592	45.890	235.3							
6	3:53.930	2:22.416	34.276	23.648	33.590	156.9							
7	1:51.335	20.305	34.113	23.372	33.545	230.8							

7 JOEL ESTEBAN SPA

ASPAR JUNIOR TEAM GASGAS

1	11:30.008	9:58.995	34.528	23.196	33.289	166.0
2	1:50.629	20.149	33.831	23.263	33.386	238.9
3	1:50.307	20.196	33.793	23.135	33.183	231.8

14 CORMAC BUCHANAN NZE

AGR TEAM KTM

1	2:05.733	29.380	34.604	23.693	38.056	176.2
2	1:50.701	20.415	33.763	23.142	33.381	228.4
3	1:50.518	20.156	33.796	23.251	33.315	230.3
4	1:50.778	20.430	33.931	23.192	33.225	230.3
5	2:06.749B	20.842	36.341	23.902	45.664	233.8
6	3:37.780	1:56.748	39.808	24.974	36.250	150.6
7	1:50.313	20.044	34.036	23.222	33.011	238.4

19 ALESSANDRO MOROSI ITA

EAGLE-1 KTM

1	2:06.648	29.056	34.743	23.668	39.181	172.6
2	1:50.390	20.315	33.897	23.129	33.049	230.8
3	1:49.919	20.069	33.740	23.086	33.024	232.8
4	1:50.322	20.153	33.957	23.135	33.077	231.8
5	2:07.979B	21.973	35.356	24.156	46.494	228.9
6	2:21.096	49.475	34.607	23.578	33.436	165.0
7	1:50.901	20.269	33.990	23.372	33.270	228.9
8	1:51.018	20.363	33.983	23.354	33.318	230.3

93 FADILLAH ARBI ADITAMA INA

ASTRA HONDA RACING TEAM HONDA

1	2:11.055	38.704	35.100	23.583	33.668	170.4
2	1:50.974	20.316	33.906	23.203	33.549	230.8
3	1:50.653	20.362	33.790	23.181	33.320	232.8
4	1:50.625	20.347	33.739	23.077	33.462	235.8
5	2:04.761B	20.382	34.552	24.031	45.796	228.9
6	3:47.242	2:15.541	34.484	23.595	33.622	162.8
7	1:51.230	20.303	34.133	23.346	33.448	231.3

69 MARCOS RUDA SPA

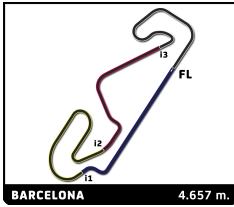
FINETWORK MIR RACING TEAM KTM

1	1:59.625	28.279	34.490	23.572	33.284	171.5
2	1:51.047	20.316	34.079	23.365	33.287	228.4
3	2:02.325B	20.565	34.514	23.436	43.810	228.4
4	6:14.900B	4:20.457	35.622	24.992	53.829	165.0
5	2:54.335	1:23.441	34.238	23.408	33.248	165.5

5 TATCHAKORN BUASRI THA

HONDA RACING THAILAND HONDA

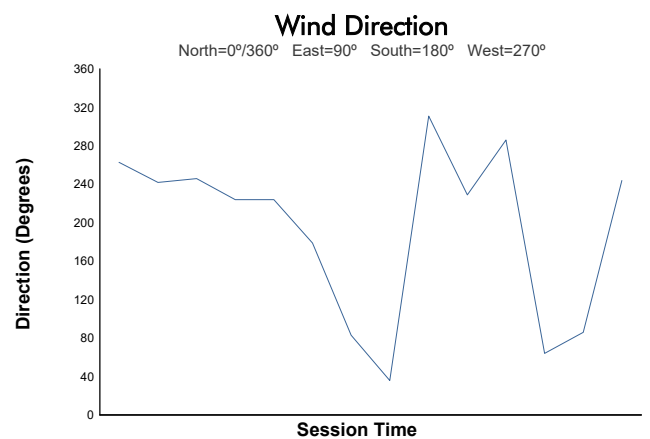
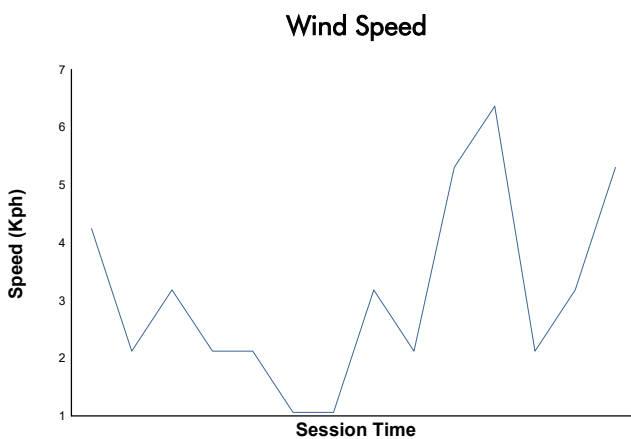
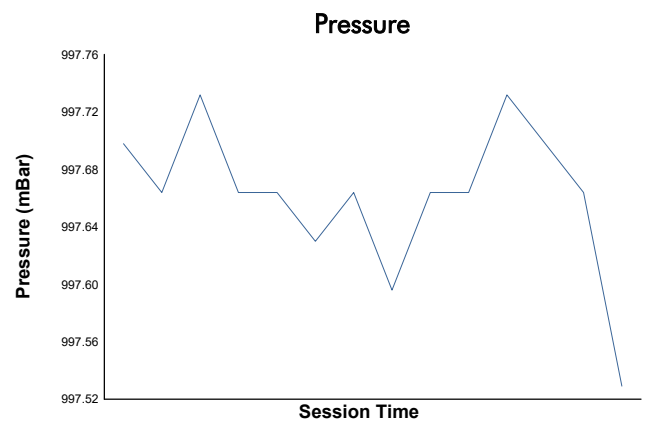
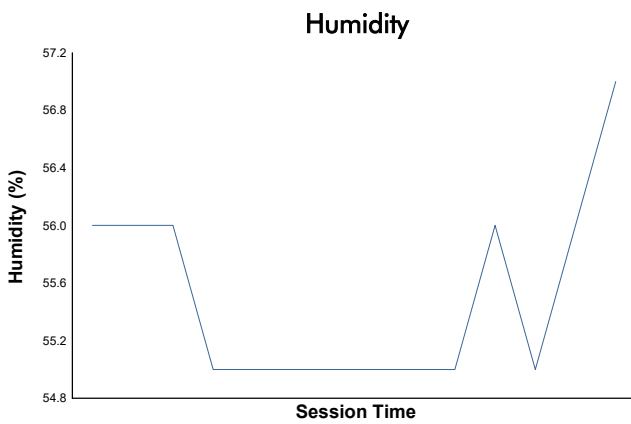
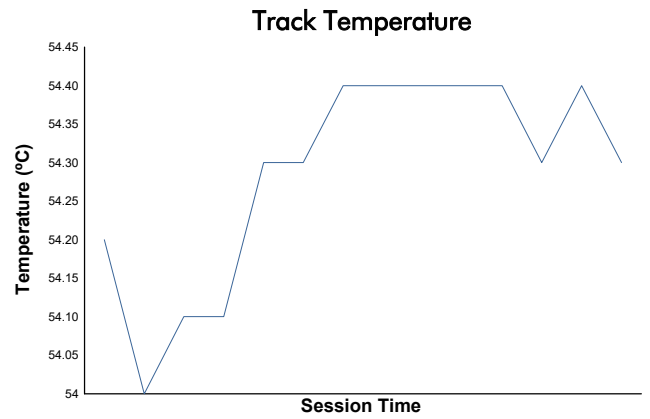
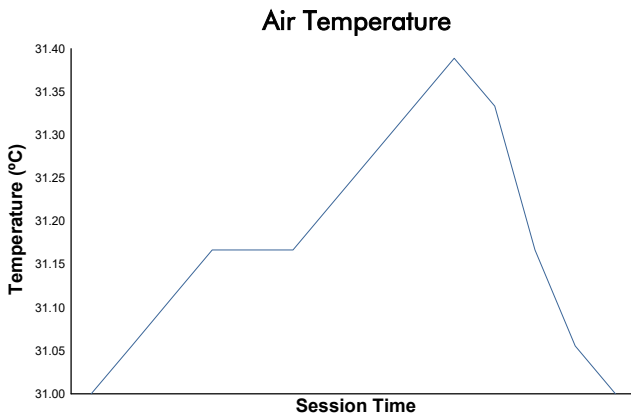
1	3:52.638	2:20.485	34.665	23.800	33.688	117.2
2	1:51.343	20.378	34.178	23.345	33.442	230.8



FIM JuniorGP - BARCELONA

JuniorGP Qualifying 2

Weather Report



Track Status: **DRY**