

# JuniorGP

## FIM JuniorGP - BARCELONA

### Practice

### Classification

No	Rider	Nat	Team	Bike	Tires	Cl.	Time	Lap Total	Gap	Kph
1	12 JACOB ROULSTONE	AUS	ASPAR JUNIOR TEAM	GASGAS			1:49.273	13 16	-	153.4
2	10 NICO CARRARO	ITA	ASPAR JUNIOR TEAM	GASGAS			1:49.316	4 15	+0.043 +0.043	153.4
3	22 DAVID ALMANSA	SPA	FINETWORK MIR RACING TEAM	KTM			1:49.392	3 15	+0.119 +0.076	153.3
4	18 ÁNGEL PIQUERAS	SPA	TEAM ESTRELLA GALICIA 0,0	HONDA			1:49.462	9 10	+0.189 +0.070	152.9
5	19 ALESSANDRO MOROSI	ITA	EAGLE-1	KTM			1:49.673	3 13	+0.400 +0.211	152.9
6	57 DANIAL SHAHRIL	MAL	ASIA TALENT TEAM	HONDA			1:49.717	3 13	+0.444 +0.044	152.8
7	58 LUCA LUNETTA	ITA	AC RACING TEAM	KTM			1:49.718	4 8	+0.445 +0.001	152.8
8	93 FADILLAH ARBI ADITAMA	INA	ASTRA HONDA RACING TEAM	HONDA			1:49.790	12 13	+0.517 +0.072	152.7
9	23 ELIA BARTOLINI	ITA	TEAM ESTRELLA GALICIA 0,0	HONDA			1:49.888	2 13	+0.615 +0.098	152.6
10	7 JOEL ESTEBAN	SPA	ASPAR JUNIOR TEAM	GASGAS			1:49.918	9 14	+0.645 +0.030	152.5
11	8 EDDIE O'SHEA	GBR	BRITISH TALENT TEAM	HONDA			1:49.922	5 11	+0.649 +0.004	152.5
12	85 XABIER ZURUTUZA	SPA	MTA JUNIOR TEAM	KTM			1:49.929	5 14	+0.656 +0.007	152.5
13	83 ALVARO CARPE	SPA	STV LAGLISSE RACING	HUSQVARNA			1:49.936	3 13	+0.663 +0.007	152.5
14	14 CORMAC BUCHANAN	NZE	AGR TEAM	KTM			1:49.937	5 10	+0.664 +0.001	152.5
15	5 TATCHAKORN BUASRI	THA	HONDA RACING THAILAND	HONDA			1:50.006	12 13	+0.733 +0.069	152.4
16	89 MARCOS URIARTE	SPA	STV LAGLISSE RACING	HUSQVARNA			1:50.111	9 14	+0.838 +0.105	152.3
17	78 JAKOB ROSENTHALER	AUT	LIQUI MOLY HUSQVARNA INTACT GP JUNIOR TEAM	HUSQVARNA			1:50.145	3 15	+0.872 +0.034	152.2
18	50 LEO RAMMERSTORFER	AUT	LIQUI MOLY HUSQVARNA INTACT GP JUNIOR TEAM	HUSQVARNA			1:50.237	4 5	+0.964 +0.092	152.1
19	11 ADRIÁN CRUCES	SPA	FINETWORK MIR RACING TEAM	KTM			1:50.278	3 14	+1.005 +0.041	152.0
20	69 MARCOS RUDA	SPA	FINETWORK MIR RACING TEAM	KTM			1:50.303	2 13	+1.030 +0.025	152.0
21	91 KOTARO UCHIUMI	JPN	MTA JUNIOR TEAM	KTM			1:50.561	3 9	+1.288 +0.258	151.6
22	55 NOAH DETTWILER	SWI	CUNA DE CAMPEONES	KTM			1:50.648	4 15	+1.375 +0.087	151.5
23	48 GABIN PLANQUES	FRA	FIRST BIKE ACADEMY	KTM			1:50.680	3 14	+1.407 +0.032	151.5
24	94 FACUNDO LLAMBIAS	URU	TEAM ESTRELLA GALICIA 0,0	HONDA			1:50.729	2 16	+1.456 +0.049	151.4
25	74 ALEX GOURDON	FRA	TEAM ESTRELLA GALICIA 0,0	HONDA			1:50.776	3 13	+1.503 +0.047	151.3
26	71 TORIN COLLINS	CAN	AGR TEAM	KTM			1:50.796	3 15	+1.523 +0.020	151.3
27	34 CESARE TIEZZI	ITA	AC RACING TEAM	KTM			1:50.934	5 13	+1.661 +0.138	151.1
28	52 AOI UEZU	JPN	MTA JUNIOR TEAM	KTM			1:52.167	10 17	+2.894 +1.233	149.5
29	72 KANTA HAMADA	JPN	TEAM LARRESPORT	HONDA			1:52.451	8 10	+3.178 +0.284	149.1

Max. qual. time: 1:56.922

9	LI SHUAI	CHN	STV LAGLISSE RACING	HUSQVARNA			1:59.301	15 15		140.5
36	ANGUS GRENFELL	AUS	ARTBOX	HONDA						

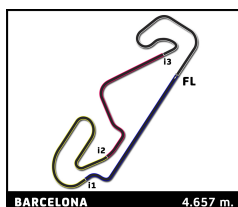
**Fastest Lap:** Lap 13 JACOB ROULSTONE 1:49.273 153.4 Kph

RIDERS 7, 10, 11, 14, 18, 19, 22, 23, 34, 50, 55, 58, 69, 78 & 94 - SOME LAP TIMES DELETED DUE TO TRACK LIMITS

Published at: .....

Track Status: **DRY**

<b>Race Director:</b>	<b>Timekeeper:</b> Alberto Estébanez
-----------------------	---



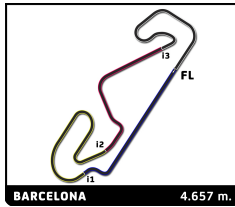
## JuniorGP

### FIM JuniorGP - BARCELONA

#### Practice

#### Best Sector Times

Sector 1			Sector 2			Sector 3			Ideal Lap	Best Lap	
Pos	No Rider	Time	No Rider	Time	No Rider	Time	Pos	No Rider			
1	7 J.ESTEBAN	19.799	57 D.SHAHRIL	33.437	18 Á.PIQUERAS	22.812	1	12 J.ROULSTONE	1:49.087	1:49.273	(1)
2	10 N.CARRARO	19.807	18 Á.PIQUERAS	33.523	10 N.CARRARO	22.955	2	10 N.CARRARO	1:49.223	1:49.316	(2)
3	23 E.BARTOLINI	19.899	12 J.ROULSTONE	33.546	12 J.ROULSTONE	22.989	3	22 D.ALMANSA	1:49.241	1:49.392	(3)
4	85 X.ZURUTUZA	19.916	22 D.ALMANSA	33.555	58 L.LUNETTA	22.994	4	19 A.MOROSI	1:49.397	1:49.673	(5)
5	8 E.O'SHEA	19.957	78 J.ROSENTHALER	33.569	7 J.ESTEBAN	22.997	5	18 Á.PIQUERAS	1:49.432	1:49.462	(4)
6	19 A.MOROSI	19.958	83 A.CARPE	33.580	19 A.MOROSI	23.001	6	57 D.SHAHRIL	1:49.449	1:49.717	(6)
7	22 D.ALMANSA	20.003	58 L.LUNETTA	33.599	22 D.ALMANSA	23.035	7	93 F.ADITAMA	1:49.605	1:49.790	(8)
8	12 J.ROULSTONE	20.011	19 A.MOROSI	33.671	85 X.ZURUTUZA	23.045	8	85 X.ZURUTUZA	1:49.629	1:49.929	(12)
9	93 F.ADITAMA	20.011	5 T.BUASRI	33.672	94 F.LLAMBIAS	23.056	9	58 L.LUNETTA	1:49.636	1:49.718	(7)
10	83 A.CARPE	20.019	8 E.O'SHEA	33.674	5 T.BUASRI	23.074	10	78 J.ROSENTHALER	1:49.638	1:50.145	(17)
11	14 C.BUCHANAN	20.051	14 C.BUCHANAN	33.705	23 E.BARTOLINI	23.079	11	7 J.ESTEBAN	1:49.643	1:49.918	(10)
12	58 L.LUNETTA	20.065	93 F.ADITAMA	33.709	93 F.ADITAMA	23.086	12	83 A.CARPE	1:49.676	1:49.936	(13)
13	50 L.RAMMERSTORFER	20.068	11 A.CRUCES	33.732	8 E.O'SHEA	23.091	13	8 E.O'SHEA	1:49.711	1:49.922	(11)
14	34 C.TIEZZI	20.068	10 N.CARRARO	33.740	11 A.CRUCES	23.099	14	23 E.BARTOLINI	1:49.736	1:49.888	(9)
15	91 K.UCHIUMI	20.078	7 J.ESTEBAN	33.746	57 D.SHAHRIL	23.110	15	5 T.BUASRI	1:49.828	1:50.006	(15)
16	18 Á.PIQUERAS	20.087	89 M.URIARTE	33.786	14 C.BUCHANAN	23.143	16	14 C.BUCHANAN	1:49.889	1:49.937	(14)
17	69 M.RUDA	20.095	85 X.ZURUTUZA	33.799	89 M.URIARTE	23.152	17	89 M.URIARTE	1:50.005	1:50.111	(16)
18	5 T.BUASRI	20.110	23 E.BARTOLINI	33.802	83 A.CARPE	23.186	18	50 L.RAMMERSTORFER	1:50.134	1:50.237	(18)
19	78 J.ROSENTHALER	20.115	94 F.LLAMBIAS	33.804	69 M.RUDA	23.204	19	11 A.CRUCES	1:50.137	1:50.278	(19)
20	89 M.URIARTE	20.115	55 N.DETTWILER	33.842	78 J.ROSENTHALER	23.213	20	69 M.RUDA	1:50.175	1:50.303	(20)
21	11 A.CRUCES	20.118	50 L.RAMMERSTORFER	33.881	55 N.DETTWILER	23.245	21	94 F.LLAMBIAS	1:50.214	1:50.729	(24)
22	57 D.SHAHRIL	20.125	48 G.PLANQUES	33.926	50 L.RAMMERSTORFER	23.278	22	55 N.DETTWILER	1:50.463	1:50.648	(22)
23	48 G.PLANQUES	20.180	74 A.GOURDON	33.961	71 T.COLLINS	23.301	23	48 G.PLANQUES	1:50.509	1:50.680	(23)
24	55 N.DETTWILER	20.232	69 M.RUDA	33.963	74 A.GOURDON	23.310	24	71 T.COLLINS	1:50.701	1:50.796	(26)
25	74 A.GOURDON	20.237	71 T.COLLINS	33.997	91 K.UCHIUMI	23.331	25	74 A.GOURDON	1:50.716	1:50.776	(25)
26	94 F.LLAMBIAS	20.250	91 K.UCHIUMI	34.132	34 C.TIEZZI	23.334	26	91 K.UCHIUMI	1:50.798	1:50.561	(21)
27	71 T.COLLINS	20.291	34 C.TIEZZI	34.148	48 G.PLANQUES	23.377	27	34 C.TIEZZI	1:50.874	1:50.934	(27)
28	72 K.HAMADA	20.474	52 A.UEZU	34.317	72 K.HAMADA	23.455	28	52 A.UEZU	1:52.048	1:52.167	(28)
29	52 A.UEZU	20.626	72 K.HAMADA	34.540	52 A.UEZU	23.560	29	72 K.HAMADA	1:52.308	1:52.451	(29)
30	9 L.SHUAI	22.070	9 L.SHUAI	36.346	9 L.SHUAI	24.903	30	9 L.SHUAI	1:58.928	1:59.301	(30)



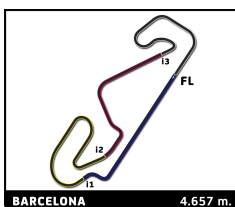
## JuniorGP

### FIM JuniorGP - BARCELONA

#### Practice

#### Best Top Speed

No Rider	Team	Class	Top 1		Top 2		Top 3		Top 4		Top 5		Avg
			Kph	Lap	Kph	Lap	Kph	Lap	Kph	Lap	Kph	Lap	
7	JOEL ESTEBAN	ASPAR JUNIOR TEAM	<b>243.8</b>	2	241.6	3	238.9	6	237.9	14	236.9	9	239.8
58	LUCA LUNETTA	AC RACING TEAM	<b>242.1</b>	5	239.5	4	238.9	8	234.8	3	232.8	2	237.6
85	XABIER ZURUTUZA	MTA JUNIOR TEAM	<b>241.6</b>	3	241.1	2	239.5	5	238.9	4	237.9	14	239.8
19	ALESSANDRO MOROSI	EAGLE-1	<b>240.5</b>	3	240.0	5	236.9	4	234.3	13	233.8	2	237.1
55	NOAH DETTWILER	CUNA DE CAMPEONES	<b>240.5</b>	2	239.5	3	236.9	4	236.3	5	234.3	12	237.5
78	JAKOB ROSENTHALER	LIQUI MOLY HUSQVARNA INTACT GP JUNIOR TEAM	<b>240.5</b>	5	239.5	3	238.4	4	238.4	2	237.9	6	238.9
8	EDDIE O'SHEA	BRITISH TALENT TEAM	<b>239.5</b>	10	237.9	5	237.9	6	237.4	3	236.3	2	237.8
57	DANIAL SHAHRIL	ASIA TALENT TEAM	<b>239.5</b>	4	233.8	8	233.3	2	232.8	13	232.8	3	234.4
10	NICO CARRARO	ASPAR JUNIOR TEAM	<b>238.9</b>	4	238.4	6	238.4	3	237.9	5	236.3	2	238.0
14	CORMAC BUCHANAN	AGR TEAM	<b>238.9</b>	2	238.4	4	237.4	6	236.3	3	235.8	8	237.4
23	ELIA BARTOLINI	TEAM ESTRELLA GALICIA 0,0	<b>238.9</b>	4	237.9	3	237.9	2	237.4	8	233.3	9	237.1
50	LEO RAMMERSTORFER	LIQUI MOLY HUSQVARNA INTACT GP JUNIOR TEAM	<b>238.9</b>	4	238.4	2	236.3	3	225.6	5	68.6	1	201.6
91	KOTARO UCHIUMI	MTA JUNIOR TEAM	<b>238.9</b>	2	238.4	3	231.8	9	231.3	7	229.9	8	234.1
12	JACOB ROULSTONE	ASPAR JUNIOR TEAM	<b>238.4</b>	3	237.9	11	237.4	16	236.3	2	235.8	10	237.2
22	DAVID ALMANSA	FINETWORK MIR RACING TEAM	<b>238.4</b>	15	236.9	3	236.3	2	234.3	8	234.3	7	236.0
18	ÁNGEL PIQUERAS	TEAM ESTRELLA GALICIA 0,0	<b>237.9</b>	9	236.3	8	236.3	10	234.8	2	234.3	3	235.9
5	TATCHAKORN BUASRI	HONDA RACING THAILAND	<b>237.4</b>	13	234.8	2	233.8	3	233.3	9	232.3	4	234.3
83	ALVARO CARPE	STV LAGLISSE RACING	<b>237.4</b>	2	236.9	4	236.9	3	235.8	5	234.3	10	236.3
89	MARCOS URIARTE	STV LAGLISSE RACING	<b>237.4</b>	10	236.9	9	236.9	3	236.3	13	236.3	6	236.8
93	FADILLAH ARBI ADITAMA	ASTRA HONDA RACING TEAM	<b>236.9</b>	2	236.9	4	236.3	13	234.8	8	234.3	3	235.8
69	MARCOS RUDA	FINETWORK MIR RACING TEAM	<b>236.3</b>	2	232.8	5	232.8	3	231.3	11	231.3	4	232.9
11	ADRIÁN CRUCES	FINETWORK MIR RACING TEAM	<b>235.8</b>	14	235.8	13	232.8	8	232.8	3	232.3	7	233.9
34	CESARE TIEZZI	AC RACING TEAM	<b>235.8</b>	5	235.8	3	235.8	8	234.3	6	234.3	4	235.2
48	GABIN PLANQUES	FIRST BIKE ACADEMY	<b>235.8</b>	3	234.8	4	233.8	5	233.3	6	233.3	2	234.2
71	TORIN COLLINS	AGR TEAM	<b>235.8</b>	5	234.3	4	233.8	2	232.8	3	232.3	15	233.8
94	FACUNDO LLAMBIAS	TEAM ESTRELLA GALICIA 0,0	<b>235.3</b>	3	234.8	16	234.8	2	232.8	4	232.3	9	234.0
72	KANTA HAMADA	TEAM LARREPORT	<b>234.8</b>	4	233.3	3	232.3	2	231.8	10	231.8	9	232.8
74	ALEX GOURDON	TEAM ESTRELLA GALICIA 0,0	<b>233.8</b>	6	231.3	4	231.3	3	231.3	2	229.9	8	231.5
52	AOI UEZU	MTA JUNIOR TEAM	<b>231.3</b>	5	228.9	10	228.9	2	228.4	4	227.9	8	229.1
9	LI SHUAI	STV LAGLISSE RACING	<b>217.0</b>	9	216.6	10	215.7	11	215.3	12	215.3	3	216.0
36	ANGUS GRENFELL	ARTBOX											



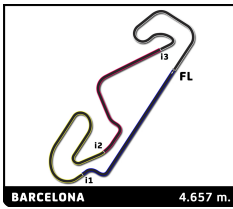
## JuniorGP

### FIM JuniorGP - BARCELONA

#### Practice

#### Fastest Lap Sequence

Elapsed	No Rider	Team	Bike	Class	Time	Kph	Lap
4:10.066	9 LI SHUAI	STV LAGLISSE RACING	HUSQVARNA		<b>2:00.671</b>	138.9	2
4:48.457	18 ÁNGEL PIQUERAS	TEAM ESTRELLA GALICIA 0,0	HONDA		<b>1:50.691</b>	151.5	2
4:49.846	23 ELIA BARTOLINI	TEAM ESTRELLA GALICIA 0,0	HONDA		<b>1:49.888</b>	152.6	2
5:20.950	22 DAVID ALMANSA	FINETWORK MIR RACING TEAM	KTM		<b>1:49.771</b>	152.7	2
6:48.211	57 DANIAL SHAHRIL	ASIA TALENT TEAM	HONDA		<b>1:49.717</b>	152.8	3
6:49.842	19 ALESSANDRO MOROSI	EAGLE-1	KTM		<b>1:49.673</b>	152.9	3
6:57.357	12 JACOB ROULSTONE	ASPAR JUNIOR TEAM	GASGAS		<b>1:49.632</b>	152.9	3
7:10.342	22 DAVID ALMANSA	FINETWORK MIR RACING TEAM	KTM		<b>1:49.392</b>	153.3	3
8:47.162	10 NICO CARRARO	ASPAR JUNIOR TEAM	GASGAS		<b>1:49.316</b>	153.4	4
35:50.463	12 JACOB ROULSTONE	ASPAR JUNIOR TEAM	GASGAS		<b>1:49.273</b>	153.4	13



# JuniorGP

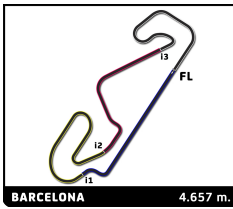
## FIM JuniorGP - BARCELONA

### Practice

### Sector Analysis

— Invalidated Lap    ■ Personal Best    ■ Session Best    B Crossing the pit lane

Lap	Time	Sector 1	Sector 2	Sector 3	Sector 4	T.Sp	Lap	Time	Sector 1	Sector 2	Sector 3	Sector 4	T.Sp		
<b>12</b>	<b>JACOB ROULSTONE</b> AUS							<b>18</b>	<b>ÁNGEL PIQUERAS</b> SPA						
	ASPAR JUNIOR TEAM						GASGAS		TEAM ESTRELLA GALICIA 0,0						HONDA
1	3:17.467	1:43.955	35.879	24.032	33.601	102.3	1	2:57.766	1:24.678	35.643	23.910	33.535	85.7		
2	1:50.258	20.325	33.846	23.097	32.990	236.3	2	1:50.691	20.288	33.797	23.342	33.264	234.8		
3	1:49.632	<b>20.011</b>	33.732	23.006	32.883	238.4	3	2:02.575 B	20.204	34.758	23.141	44.472	234.3		
4	1:49.763	20.172	33.749	23.044	32.798	233.3	4	2:16.029	45.725	33.870	23.309	33.125	145.9		
5	1:49.739	20.038	33.838	23.110	32.753	234.3	5	17:36.222 B	...	35.792	24.445	45.932	156.7		
6	1:53.755	20.979	35.643	23.936	33.197	235.3	6	6:34.802	5:02.769	35.057	23.523	33.453	161.8		
7	1:49.778	20.028	33.753	23.169	32.828	235.3	7	1:50.202	20.227	33.797	23.167	33.011	234.3		
8	2:10.303 B	20.379	36.775	24.780	48.369	232.8	8	1:49.972	20.228	33.707	23.122	32.915	236.3		
9	6:09.080	4:38.023	34.169	23.496	33.392	160.6	9	<b>1:49.462</b>	20.117	<b>33.523</b>	<b>22.812</b>	<b>33.010</b>	237.9		
10	1:49.930	20.113	33.903	23.038	32.876	235.8	10	1:57.026	<b>20.087</b>	38.323	23.993	34.623	236.3		
11	2:03.464 B	20.068	33.872	23.185	46.339	237.9									
12	7:28.021	5:56.140	34.914	23.599	33.368	165.5									
13	<b>1:49.273</b>	20.197	<b>33.546</b>	<b>22.989</b>	<b>32.541</b>	231.3									
14	1:49.377	20.134	33.584	23.041	32.618	231.3									
15	1:51.241	20.056	33.744	23.768	33.673	234.3									
16	1:49.713	20.226	33.666	23.068	32.753	237.4									
<b>10</b>	<b>NICO CARRARO</b> ITA							<b>19</b>	<b>ALESSANDRO MOROSI</b> ITA						
	ASPAR JUNIOR TEAM						GASGAS		EAGLE-1						KTM
1	3:17.077	1:43.771	35.668	23.894	33.744	79.0	1	3:09.693	1:30.114	36.243	24.416	38.920	55.6		
2	1:50.573	20.060	34.164	23.272	33.077	236.3	2	1:50.476	20.327	33.950	23.315	32.884	233.8		
3	1:50.196	20.031	33.948	23.068	33.149	238.4	3	<b>1:49.673</b>	<b>19.958</b>	33.809	23.102	32.804	240.5		
4	<b>1:49.316</b>	19.900	<b>33.740</b>	<b>22.955</b>	<b>32.721</b>	238.9	4	1:49.812	20.042	<b>33.671</b>	<b>23.001</b>	33.098	236.9		
5	1:50.543	<b>19.807</b>	34.244	23.299	33.193	237.9	5	2:05.707 B	20.012	34.252	23.556	47.887	240.0		
6	1:52.800	19.994	35.532	24.002	33.272	238.4	6	7:47.827	6:15.955	34.833	23.607	33.432	162.5		
7	2:07.212 B	20.512	34.458	23.849	48.393	232.8	7	1:50.603	20.272	34.105	23.298	32.928	231.3		
8	10:44.489	9:12.515	35.211	23.428	33.335	114.8	8	2:03.810 B	20.192	34.396	23.877	45.345	231.3		
9	1:51.334	20.322	34.267	23.378	33.367	234.8	9	11:03.236	9:32.308	34.408	23.452	33.068	163.2		
10	1:51.193	20.266	34.258	23.379	33.290	234.8	10	1:50.328	20.287	34.015	23.259	<b>32.767</b>	229.4		
11	1:50.949	20.066	34.285	23.305	33.293	235.3	11	1:50.197	20.190	33.839	23.204	32.964	229.4		
12	1:50.914	20.273	34.259	23.164	33.218	231.3	12	1:50.218	20.232	33.998	23.138	32.850	230.3		
13	2:17.199 B	20.301	34.594	23.460	58.844	230.3	13	2:07.843 B	20.222	34.128	23.295	50.198	234.3		
14	4:54.475	3:18.703	38.035	23.595	34.142	149.1									
15	1:51.653	20.291	34.350	23.274	33.738	230.8									
<b>22</b>	<b>DAVID ALMANSA</b> SPA							<b>57</b>	<b>DANIAL SHAHRIL</b> MAL						
	FINETWORK MIR RACING TEAM						KTM		ASIA TALENT TEAM						HONDA
1	3:31.179	1:56.693	34.899	24.567	35.020	92.8	1	3:07.319	1:29.454	35.474	23.867	38.524	58.7		
2	1:49.771	20.245	33.785	23.093	<b>32.648</b>	236.3	2	1:51.175	20.489	33.935	23.659	33.092	233.3		
3	<b>1:49.392</b>	<b>20.003</b>	<b>33.555</b>	23.067	32.767	236.9	3	<b>1:49.717</b>	20.353	<b>33.437</b>	23.150	<b>32.777</b>	232.8		
4	1:49.831	20.132	33.807	23.110	32.782	233.8	4	1:49.799	<b>20.125</b>	33.621	<b>23.110</b>	32.943	239.5		
5	2:11.732 B	20.984	39.261	24.824	46.663	223.7	5	1:50.849	20.343	33.762	23.491	33.253	232.3		
6	7:41.745	6:10.564	34.643	23.255	33.283	110.6	6	2:10.869 B	22.518	37.170	24.097	47.084	231.8		
7	1:50.108	20.145	33.813	23.195	32.955	234.3	7	12:29.935	...	34.630	23.980	55.006	140.1		
8	1:50.124	20.064	33.868	23.126	33.066	234.3	8	1:53.043	20.399	34.092	24.100	34.452	233.8		
9	1:50.296	20.206	33.926	23.144	33.020	233.3	9	1:51.177	20.447	33.987	23.364	33.379	231.8		
10	2:10.532 B	21.125	37.280	24.854	47.273	232.3	10	2:07.325 B	20.885	36.893	23.550	45.997	230.3		
11	<b>6:00.172</b>	4:28.334	34.898	23.352	33.588	168.6	11	5:34.876	3:54.676	42.305	24.374	33.521	148.9		
12	2:03.675 B	20.312	34.471	23.523	45.369	229.9	12	1:51.229	20.421	33.877	23.209	33.722	230.3		
13	<b>2:18.604</b>	46.583	34.871	23.420	33.730	114.3	13	1:50.004	20.396	33.487	23.153	32.968	232.8		
14	1:50.678	20.377	34.006	<b>23.035</b>	33.260	231.8									
15	1:56.732	20.122	38.852	23.467	34.291	238.4									
<b>58</b>	<b>LUCA LUNETTA</b> ITA							<b>58</b>	<b>LUCA LUNETTA</b> ITA						
	AC RACING TEAM						KTM		AC RACING TEAM						KTM
1	3:08.642	1:30.986	36.334	24.249	37.073	56.0	1	3:08.642	1:30.986	36.334	24.249	37.073	56.0		
2	1:51.212	20.535	34.079	23.464	33.134	232.8	2	1:51.212	20.535	34.079	23.464	33.134	232.8		
3	1:50.189	20.185	33.779	23.247	<b>32.978</b>	234.8	3	1:50.189	20.185	33.779	23.247	<b>32.978</b>	234.8		
4	<b>1:49.718</b>	<b>20.065</b>	<b>33.599</b>	<b>22.994</b>	33.060	239.5	4	<b>1:49.718</b>	<b>20.065</b>	<b>33.599</b>	<b>22.994</b>	33.060	239.5		
5	2:08.482 B	20.236	34.218	23.577	50.451	242.1	5	2:08.482 B	20.236	34.218	23.577	50.451	242.1		
6	24:15.177 B	...	35.515	23.613	57.432	141.7	6	24:15.177 B	...	35.515	23.613	57.432	141.7		
7	<b>3:22.181</b>	1:44.951	37.766	23.616	35.848	106.2	7	<b>3:22.181</b>	1:44.951	37.766	23.616	35.848	106.2		
8	1:50.174	20.167	33.745	23.088	33.174	238.9	8	1:50.174	20.167	33.745	23.088	33.174	238.9		



# JuniorGP

## FIM JuniorGP - BARCELONA

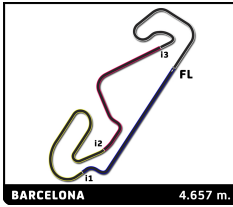
### Practice

### Sector Analysis

— Invalidated Lap    ■ Personal Best    ■ Session Best    B Crossing the pit lane

Lap	Time	Sector 1	Sector 2	Sector 3	Sector 4	T.Spd	Lap	Time	Sector 1	Sector 2	Sector 3	Sector 4	T.Spd	
<b>93</b>	<b>FADILLAH ARBI ADITAMA</b>						INA	6	2:09.336 <b>B</b>	20.306	36.208	24.663	48.159	237.9
	ASTRA HONDA RACING TEAM						HONDA	7	12:33.851	...	35.241	23.430	43.475	137.4
1	2:58.924	1:25.727	35.284	24.172	33.741	48.5	8	2:06.411 <b>B</b>	20.428	34.286	23.490	48.207	231.8	
2	1:50.694	20.250	33.828	23.458	33.158	236.9	9	9:13.276	7:34.492	37.191	26.485	35.108	131.1	
3	1:50.297	20.189	33.935	<b>23.086</b>	33.087	234.3	10	1:54.552	20.089	34.124	23.130	37.209	239.5	
4	1:50.326	20.125	33.842	23.205	33.154	236.9	11	1:52.291	20.287	34.618	23.587	33.799	231.8	
5	1:50.930	20.314	33.978	23.374	33.264	226.0								
6	2:13.175 <b>B</b>	25.559	36.883	24.716	46.017	226.5								
7	12:40.327	...	36.857	24.369	33.454	122.0								
8	1:49.992	20.042	<b>33.709</b>	23.093	33.148	234.8								
9	1:50.375	20.174	33.920	23.298	32.983	233.3								
10	2:04.614 <b>B</b>	20.241	34.670	23.911	45.792	233.3								
11	6:00.574	4:08.383	39.098	23.802	49.291	94.9								
12	<b>1:49.790</b>	20.175	33.709	23.107	<b>32.799</b>	232.3								
13	1:55.811	<b>20.011</b>	35.649	24.852	35.299	236.3								
<b>23</b>	<b>ELIA BARTOLINI</b>						ITA							
	TEAM ESTRELLA GALICIA 0,0						HONDA							
1	2:59.958	1:28.097	34.835	23.870	33.156	59.3								
2	<b>1:49.888</b>	20.038	<b>33.802</b>	23.092	<b>32.956</b>	237.9								
3	1:50.109	19.997	33.940	23.187	32.985	237.9								
4	2:04.603 <b>B</b>	20.134	33.993	23.137	47.339	238.9								
5	10:16.587	8:44.715	34.912	23.673	33.287	167.0								
6	2:00.933	20.374	34.773	24.766	41.020	228.9								
7	1:50.128	20.137	33.853	<b>23.079</b>	33.059	230.3								
8	2:16.530	<b>19.899</b>	35.731	26.272	54.628	237.4								
9	2:05.445 <b>B</b>	20.347	34.406	23.563	47.129	233.3								
10	6:11.203	4:38.498	34.930	24.058	33.717	160.4								
11	2:04.870 <b>B</b>	20.715	34.920	23.910	45.325	224.2								
12	3:03.370	1:30.539	35.119	23.616	34.096	161.3								
13	1:50.762	20.231	34.225	23.110	33.196	231.8								
<b>7</b>	<b>JOEL ESTEBAN</b>						SPA							
	ASPAR JUNIOR TEAM						GASGAS							
1	2:59.916	1:27.737	35.021	23.751	33.407	46.7								
2	1:49.886	19.944	33.882	23.033	33.027	243.8								
3	1:49.805	<b>19.799</b>	33.852	23.098	33.056	241.6								
4	1:54.563	22.160	35.678	23.212	33.513	230.3								
5	1:52.006	20.041	<b>33.746</b>	23.782	34.437	236.9								
6	2:13.167 <b>B</b>	23.718	36.880	24.107	48.462	238.9								
7	11:52.664	...	34.384	23.387	37.930	167.3								
8	1:50.811	20.124	33.879	23.033	33.775	235.3								
9	<b>1:49.918</b>	20.027	33.793	<b>22.997</b>	<b>33.101</b>	236.9								
10	2:05.093 <b>B</b>	20.043	35.403	24.087	45.560	234.3								
11	2:49.956	1:17.144	35.377	24.089	33.346	117.2								
12	3:19.838 <b>B</b>	20.151	1:42.884	28.958	47.845	234.8								
13	2:21.409	42.962	36.408	24.096	37.943	168.6								
14	1:52.834	20.186	35.584	23.496	33.568	237.9								
<b>8</b>	<b>EDDIE O'SHEA</b>						GBR							
	BRITISH TALENT TEAM						HONDA							
1	3:04.950	1:29.287	35.150	24.097	36.416	50.9								
2	1:50.259	20.078	33.855	23.220	33.106	236.3								
3	1:50.177	20.063	33.745	23.252	33.117	237.4								
4	1:50.076	20.145	<b>33.674</b>	23.268	<b>32.989</b>	234.8								
5	<b>1:49.922</b>	<b>19.957</b>	33.791	<b>23.091</b>	33.083	237.9								
<b>85</b>	<b>XABIER ZURUTUZA</b>						SPA							
	MTA JUNIOR TEAM						KTM							
1	2:59.341	1:26.368	35.109	23.763	34.101	50.6								
2	1:50.727	20.311	33.862	23.228	33.326	241.1								
3	1:49.955	20.002	33.956	23.128	<b>32.869</b>	241.6								
4	1:54.445	20.192	33.814	23.772	36.667	238.9								
5	<b>1:49.929</b>	<b>19.916</b>	<b>33.799</b>	23.245	32.969	239.5								
6	2:28.163 <b>B</b>	40.023	37.879	24.246	46.015	233.8								
7	7:52.640	6:21.508	34.471	23.391	33.270	150.8								
8	1:50.720	20.339	33.994	23.213	33.174	232.8								
9	1:53.042	20.146	33.953	23.088	35.855	232.8								
10	2:03.188 <b>B</b>	20.243	34.098	23.713	45.134	231.8								
11	6:34.621	5:02.366	34.630	24.136	33.489	60.7								
12	2:03.947 <b>B</b>	20.402	33.873	23.160	46.512	228.4								
13	3:14.323	1:41.492	34.266	<b>23.045</b>	35.520	167.3								
14	1:50.576	19.978	33.882	23.142	33.574	237.9								
<b>83</b>	<b>ALVARO CARPE</b>						SPA							
	STV LAGLISSE RACING						HUSQVARNA							
1	3:06.767	1:28.594	35.537	24.110	38.526	84.5								
2	1:50.871	20.231	34.271	23.271	33.098	237.4								
3	<b>1:49.936</b>	20.279	<b>33.580</b>	<b>23.186</b>	<b>32.891</b>	236.9								
4	1:52.871	20.233	33.631	23.227	35.780	236.9								
5	2:05.836 <b>B</b>	<b>20.019</b>	33.969	23.552	48.296	235.8								
6	14:09.920 <b>B</b>	...	38.334	25.194	44.965	154.7								
7	2:57.942	1:25.986	35.192	23.393	33.371	123.4								
8	2:03.606 <b>B</b>	20.832	35.248	23.526	44.000	233.8								
9	3:01.095	1:26.237	36.948	23.583	34.327	128.2								
10	1:50.599	20.286	33.948	23.202	33.163	234.3								
11	1:57.661	22.020	35.927	24.126	35.588	231.3								
12	1:51.484	20.305	34.391	23.227	33.561	231.8								
13	1:53.473	20.351	35.573	23.580	33.969	233.3								
<b>14</b>	<b>CORMAC BUCHANAN</b>						NZE							
	AGR TEAM						KTM							
1	3:06.955	1:29.835	35.383	23.571	38.166	82.1								
2	1:50.502	20.077	34.037	23.251	33.137	238.9								
3	1:50.071	20.139	33.712	23.184	33.036	236.3								
4	1:51.492	<b>20.051</b>	33.726	23.179	34.536	238.4								
5	<b>1:49.937</b>	20.099	<b>33.705</b>	<b>23.143</b>	<b>32.990</b>	235.3								
6	2:08.721 <b>B</b>	21.505	36.573	24.049	46.594	237.4								
7	<b>8:24.360</b>	6:44.682	34.667	24.852	40.159	143.6								
8	1:50.097	20.112	33.772	23.168	33.045	235.8								
9	2:25.225 <b>B</b>	22.000	36.870	24.285	1:02.070	233.3								
10	3:00.170	1:15.054	39.270	26.310	39.536	124.5								
<b>5</b>	<b>TATCHAKORN BUASRI</b>						THA							
	HONDA RACING THAILAND						HONDA							
1	3:12.436	1:35.373	36.060	24.277	36.726	74.0								
2	1:50.731	20.336	33.973	23.371	33.051	234.8								





# JuniorGP

## FIM JuniorGP - BARCELONA

### Practice

### Sector Analysis

— Invalidated Lap    ■ Personal Best    ■ Session Best    B Crossing the pit lane

Lap	Time	Sector 1	Sector 2	Sector 3	Sector 4	T.Sp	Lap	Time	Sector 1	Sector 2	Sector 3	Sector 4	T.Sp
3	1:50.108	20.190	33.736	23.174	33.008	233.8	1	3:29.661	1:55.982	34.801	23.434	35.444	164.0
4	1:50.217	20.200	33.814	23.230	32.973	232.3	2	1:51.100	20.295	34.138	23.288	33.379	231.8
5	1:50.216	20.219	33.760	23.265	32.972	231.3	3	1:50.278	20.259	33.732	23.099	33.188	232.8
6	2:11.380B	20.769	36.850	25.529	48.232	228.9	4	1:50.886	20.229	33.955	23.275	33.427	231.8
7	12:27.659	...	36.229	24.053	33.472	160.4	5	2:09.901B	20.709	37.733	24.434	47.025	230.8
8	1:50.576	20.287	33.947	23.266	33.076	230.8	6	7:44.247	6:11.909	35.070	23.471	33.797	162.8
9	1:50.557	20.172	34.047	23.300	33.038	233.3	7	1:51.592	20.245	34.271	23.487	33.589	232.3
10	2:05.190B	20.553	35.047	24.015	45.575	229.9	8	1:51.484	20.274	34.262	23.365	33.583	232.8
11	6:00.335	4:14.692	36.333	23.848	45.462	87.6	9	2:02.031B	20.311	34.959	23.345	43.416	230.8
12	1:50.006	20.226	33.672	23.074	33.034	232.3	10	8:31.986	6:57.830	34.986	23.466	35.704	167.5
13	1:57.296	20.110	38.639	23.766	34.781	237.4	11	1:51.081	20.321	34.196	23.250	33.314	229.9
							12	1:53.170	20.664	35.181	23.473	33.852	230.3
							13	1:50.782	20.307	33.930	23.154	33.391	235.8
							14	1:56.593	20.118	36.969	24.660	34.846	235.8

**89** **MARCOS URIARTE** SPA  
STV LAGLISSE RACING HUSQVARNA

1	3:10.428	1:30.892	38.612	23.848	37.076	95.1
2	1:50.859	20.454	34.005	23.306	33.094	235.3
3	1:50.339	20.115	33.933	23.223	33.068	236.9
4	1:52.767	20.152	33.895	23.323	35.397	234.8
5	1:50.583	20.143	33.860	23.317	33.263	235.3
6	2:05.680B	20.152	35.082	24.591	45.855	236.3
7	12:33.284	...	42.114	26.029	33.573	70.6
8	1:51.043	20.291	33.978	23.304	33.470	234.3
9	1:50.111	20.221	33.786	23.152	32.952	236.9
10	2:04.828B	20.248	35.332	23.823	45.425	237.4
11	3:28.727	1:54.790	35.925	23.884	34.128	140.8
12	2:00.797	20.293	37.301	27.721	35.482	232.8
13	1:54.082	20.369	34.361	23.208	36.144	236.3
14	1:51.447	20.256	34.189	23.285	33.717	234.8

**78** **JAKOB ROSENTHALER** AUT  
LIQUI MOLY HUSQVARNA INTACT GI HUSQVARNA

1	3:08.073	1:32.017	35.490	24.222	36.344	61.1
2	1:51.179	20.389	33.909	23.461	33.420	238.4
3	1:50.145	20.208	33.569	23.241	33.127	239.5
4	1:50.588	20.137	33.776	23.213	33.462	238.4
5	1:55.169	20.115	34.721	23.474	36.859	240.5
6	2:05.876B	20.330	34.808	23.752	46.986	237.9
7	6:28.120	4:56.067	34.850	23.669	33.534	162.5
8	1:50.934	20.368	33.948	23.330	33.288	236.9
9	1:51.101	20.414	34.061	23.238	33.388	235.3
10	2:16.336B	20.737	36.208	24.654	54.737	233.3
11	8:46.046	7:09.984	36.862	24.863	34.337	82.6
12	1:51.392	20.317	34.170	23.374	33.531	234.3
13	1:51.414	20.503	34.166	23.396	33.349	231.8
14	1:54.464	21.001	36.163	23.702	33.598	230.3
15	1:50.327	20.401	33.972	23.213	32.741	233.3

**50** **LEO RAMMERSTORFER** AUT  
LIQUI MOLY HUSQVARNA INTACT GI HUSQVARNA

1	2:59.091	1:17.950	42.595	24.328	34.218	68.6
2	1:51.593	20.419	34.242	23.570	33.362	238.4
3	1:50.418	20.214	33.914	23.383	32.907	236.3
4	1:50.237	20.068	33.881	23.278	33.010	238.9
5	1:52.954	21.327	35.154	23.385	33.088	225.6

**11** **ADRIÁN CRUCES** SPA  
FINETWORK MIR RACING TEAM KTM

**69** **MARCOS RUDA** SPA  
FINETWORK MIR RACING TEAM KTM

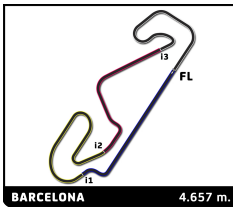
1	3:31.492	1:56.294	35.434	24.622	35.142	55.2
2	1:50.303	20.095	33.976	23.319	32.913	236.3
3	1:50.365	20.200	33.978	23.223	32.964	232.8
4	1:50.442	20.269	33.963	23.204	33.006	231.3
5	2:08.836B	20.313	37.291	24.726	46.506	232.8
6	7:16.750	5:44.378	35.391	23.639	33.342	141.7
7	1:51.160	20.261	34.205	23.502	33.192	228.9
8	1:51.176	20.293	34.194	23.338	33.351	228.9
9	2:04.261B	20.290	34.327	23.355	46.289	228.4
10	10:35.968	8:55.660	34.504	23.463	42.341	160.4
11	1:50.794	20.190	34.217	23.252	33.135	231.3
12	1:51.912	20.321	34.099	23.496	33.996	227.9
13	1:50.894	20.299	34.115	23.207	33.273	229.9

**91** **KOTARO UCHIUMI** JPN  
MTA JUNIOR TEAM KTM

1	2:59.509	1:25.270	35.901	24.263	34.075	48.5
2	1:51.473	20.280	34.392	23.544	33.257	238.9
3	1:50.561	20.078	...	...	...	238.4
4	5:53.231B	...	...	...	...	...
5	20:00.951	...	36.292	23.628	33.515	129.0
6	1:51.862	20.400	34.294	23.445	33.723	229.4
7	2:01.067	20.348	36.387	24.855	39.477	231.3
8	1:51.488	20.677	34.132	23.333	33.346	229.9
9	1:51.169	20.372	34.185	23.331	33.281	231.8

**55** **NOAH DETTWILER** SWI  
CUNA DE CAMPEONES KTM

1	2:59.940	1:26.759	35.262	24.042	33.877	53.8
2	1:51.460	20.515	34.096	23.520	33.329	240.5
3	1:51.002	20.353	33.906	23.403	33.340	239.5
4	1:50.648	20.272	33.842	23.390	33.144	236.9
5	1:51.072	20.260	34.237	23.330	33.245	236.3
6	2:36.487B	46.524	38.680	23.891	47.392	232.3
7	6:24.831	4:52.805	34.648	23.655	33.723	162.8
8	1:52.069	20.467	34.490	23.466	33.646	228.4
9	1:51.811	20.610	34.289	23.523	33.389	231.3
10	2:04.280B	21.006	34.796	23.914	44.564	226.0
11	7:21.624	5:48.749	35.901	23.456	33.518	78.4
12	1:52.007	20.232	34.119	23.526	34.130	234.3



# JuniorGP

## FIM JuniorGP - BARCELONA

### Practice

### Sector Analysis

— Invalidated Lap    ■ Personal Best    ■ Session Best    B Crossing the pit lane

Lap	Time	Sector 1	Sector 2	Sector 3	Sector 4	T.Sp
13	2:01.444	20.843	36.487	24.326	39.788	218.8
14	1:51.248	20.487	34.056	<b>23.245</b>	33.460	233.8
15	1:51.306	20.478	34.087	23.313	33.428	229.4

48 GABIN PLANQUES FRA						
FIRST BIKE ACADEMY KTM						
Lap	Time	Sector 1	Sector 2	Sector 3	Sector 4	T.Sp
1	3:10.527	1:33.782	35.898	24.030	36.817	88.0
2	1:50.721	<b>20.180</b>	33.970	<b>23.377</b>	33.194	233.3
3	<b>1:50.680</b>	20.335	33.937	23.382	<b>33.026</b>	235.8
4	1:52.754	20.182	33.943	23.415	35.214	234.8
5	1:50.933	20.230	<b>33.926</b>	23.402	33.375	233.8
6	1:55.346	21.156	36.897	24.024	33.269	233.3
7	2:06.574 B	20.387	35.009	24.441	46.737	230.8
8	11:45.114	...	40.107	24.049	35.426	148.9
9	2:05.417 B	20.766	34.502	23.583	46.566	229.4
10	2:28.407	55.366	35.700	23.887	33.454	152.7
11	1:51.977	20.456	34.416	23.567	33.538	226.5
12	2:13.237 B	20.789	35.048	23.989	53.411	223.7
13	3:22.448	1:42.406	40.430	23.782	35.830	78.3
14	1:51.896	20.433	34.472	23.423	33.568	228.4

94 FACUNDO LLAMBIAS URU						
TEAM ESTRELLA GALICIA 0,0 HONDA						
Lap	Time	Sector 1	Sector 2	Sector 3	Sector 4	T.Sp
1	2:57.891	1:24.990	35.440	23.972	33.489	80.5
2	<b>1:50.729</b>	20.370	33.843	23.201	33.315	234.8
3	1:51.320	20.322	34.697	23.149	33.152	235.3
4	1:50.730	20.520	<b>33.804</b>	23.172	33.234	232.8
5	2:06.158 B	<b>20.250</b>	33.873	23.501	48.534	232.3
6	5:41.379	4:09.827	34.317	23.601	33.634	165.0
7	1:51.259	20.525	34.076	23.378	33.280	230.3
8	1:50.988	20.395	34.078	23.314	33.201	231.8
9	1:50.974	20.315	34.038	23.296	33.325	232.3
10	2:03.957 B	21.021	34.832	24.041	44.063	227.9
11	6:53.235	5:20.894	34.800	23.606	33.935	162.5
12	1:51.393	20.504	34.034	23.476	33.379	228.9
13	1:51.333	20.515	34.089	23.398	33.331	227.9
14	1:56.603	20.328	35.388	26.111	34.776	230.3
15	1:57.529	20.518	34.170	23.264	39.577	229.4
16	1:50.775	20.609	34.006	<b>23.056</b>	<b>33.104</b>	234.8

74 ALEX GOURDON FRA						
TEAM ESTRELLA GALICIA 0,0 HONDA						
Lap	Time	Sector 1	Sector 2	Sector 3	Sector 4	T.Sp
1	2:58.462	1:16.430	44.224	24.103	33.705	71.4
2	1:51.522	20.476	34.249	23.411	33.386	231.3
3	<b>1:50.776</b>	<b>20.237</b>	34.021	<b>23.310</b>	<b>33.208</b>	231.3
4	1:51.414	20.639	<b>33.961</b>	23.374	33.440	231.3
5	1:52.742	20.588	35.139	23.611	33.404	227.9
6	2:09.158 B	20.967	35.892	24.609	47.690	233.8
7	15:43.314	...	35.911	23.998	37.855	154.0
8	2:04.270 B	20.566	35.170	24.248	44.286	229.9
9	3:31.255	1:55.078	36.239	25.103	34.835	160.1
10	1:52.566	20.890	34.544	23.537	33.595	223.2
11	1:53.467	20.627	34.760	23.801	34.279	227.4
12	1:53.344	20.891	34.768	23.655	34.030	224.6
13	1:57.234	21.393	36.889	24.538	34.414	225.6

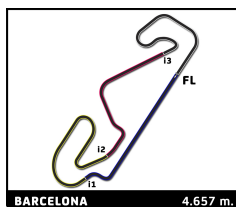
71 TORIN COLLINS CAN							
AGR TEAM KTM							
Lap	Time	Sector 1	Sector 2	Sector 3	Sector 4	T.Sp	
1	3:00.242	1:20.708	41.129	24.353	34.052	57.0	
2	1:51.473	20.457	34.315	23.415	33.286	233.8	
3	<b>1:50.796</b>	20.376	<b>33.997</b>	<b>23.301</b>	33.122	232.8	
4	1:51.864	20.348	34.182	23.644	33.690	234.3	
5	2:05.517 B	<b>20.291</b>	34.454	23.789	46.983	235.8	
6	10:22.044	8:48.895	35.565	23.781	33.803	155.3	
7	1:51.582	20.647	34.223	23.379	33.333	229.9	
8	2:02.533	20.909	36.734	24.042	40.848	229.4	
9	1:54.702	21.014	35.944	24.015	33.729	225.1	
10	2:04.847 B	20.628	34.640	23.878	45.701	227.0	
11	4:02.402	2:29.477	35.217	23.708	34.000	152.7	
12	1:52.567	20.796	34.597	23.430	33.744	224.2	
13	1:51.267	20.552	34.225	23.378	<b>33.112</b>	228.4	
14	1:51.715	20.302	34.152	23.368	33.893	230.8	
15	1:51.605	20.464	34.330	23.405	33.406	232.3	

34 CESARE TIEZZI ITA							
AC RACING TEAM KTM							
Lap	Time	Sector 1	Sector 2	Sector 3	Sector 4	T.Sp	
1	3:02.852	1:27.948	36.119	24.327	34.458	78.1	
2	1:52.441	20.423	34.598	23.716	33.704	232.8	
3	1:52.166	20.326	34.637	23.689	33.514	235.8	
4	1:52.059	20.637	34.455	<b>23.334</b>	33.633	234.3	
5	<b>1:50.934</b>	<b>20.068</b>	<b>34.148</b>	23.394	<b>33.324</b>	235.8	
6	2:12.043 B	21.484	38.701	24.397	47.461	234.3	
7	11:46.820	...	35.970	23.664	37.368	154.9	
8	1:53.427	20.317	34.672	23.579	34.859	235.8	
9	1:52.126	20.504	34.413	23.459	33.750	232.3	
10	2:08.595 B	20.785	36.744	24.717	46.349	232.8	
11	4:35.736 B	2:38.097	38.843	24.502	54.294	141.4	
12	3:25.697	1:49.379	37.310	23.595	35.413	156.2	
13	1:51.875	20.468	34.393	23.382	33.632	232.8	

52 AOI UEZU JPN							
MTA JUNIOR TEAM KTM							
Lap	Time	Sector 1	Sector 2	Sector 3	Sector 4	T.Sp	
1	3:01.456	1:21.480	40.983	24.512	34.481	79.6	
2	1:52.834	20.729	34.431	23.769	33.905	228.9	
3	1:52.375	20.895	<b>34.317</b>	23.618	<b>33.545</b>	227.0	
4	1:52.623	20.732	34.566	23.727	33.598	228.4	
5	1:54.363	20.656	35.236	<b>23.560</b>	34.911	231.3	
6	2:07.284 B	21.100	35.037	23.798	47.349	225.1	
7	8:28.545	6:54.914	35.610	24.054	33.967	151.8	
8	1:53.082	20.734	34.745	23.798	33.805	227.9	
9	1:53.646	20.810	34.656	23.719	34.461	226.5	
10	<b>1:52.167</b>	<b>20.626</b>	34.340	23.609	33.592	228.9	
11	1:52.645	20.862	34.464	23.642	33.677	225.6	
12	1:56.530	22.160	36.183	23.880	34.307	226.0	
13	1:58.772	21.134	35.865	23.348	37.425	224.2	
14	1:53.297	20.855	34.716	23.783	33.943	226.0	
15	1:55.282	20.896	35.044	24.049	35.293	225.1	
16	1:56.613	21.211	35.035	24.015	36.352	221.4	
17	1:54.293	20.946	35.257	23.889	34.201	223.7	

72 KANTA HAMADA JPN							
TEAM LARRESPORT HONDA							





# JuniorGP

## FIM JuniorGP - BARCELONA

### Practice

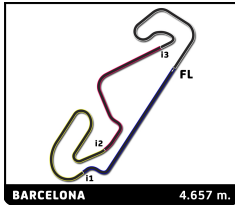
### Sector Analysis

— Invalidated Lap    ■ Personal Best    ■ Session Best    B Crossing the pit lane

Lap	Time	Sector 1	Sector 2	Sector 3	Sector 4	T.Sp	Lap	Time	Sector 1	Sector 2	Sector 3	Sector 4	T.Sp
1	18:04.633	...	36.261	24.025	34.513	130.4							
2	1:53.245	20.528	35.056	23.788	33.873	232.3							
3	1:53.698	20.625	34.990	23.611	34.472	233.3							
4	2:09.735 B	<b>20.474</b>	34.995	24.167	50.099	234.8							
5	7:30.339 B	5:36.034	38.717	24.013	51.575	139.4							
6	2:25.654	52.556	35.282	23.831	33.985	162.0							
7	1:53.103	20.558	34.766	23.642	34.137	230.3							
8	<b>1:52.451</b>	20.617	<b>34.540</b>	<b>23.455</b>	<b>33.839</b>	231.3							
9	1:52.971	20.534	34.818	23.548	34.071	231.8							
10	1:53.346	20.499	35.085	23.506	34.256	231.8							

<b>9</b>	<b>LI SHUAI</b>	CHN
	STV LAGLISSE RACING	HUSQVARNA

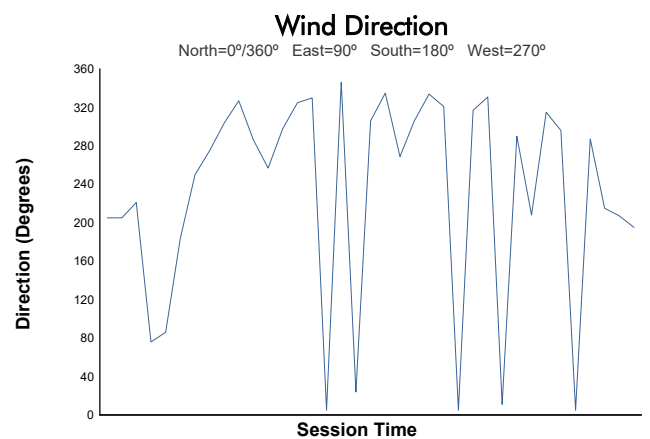
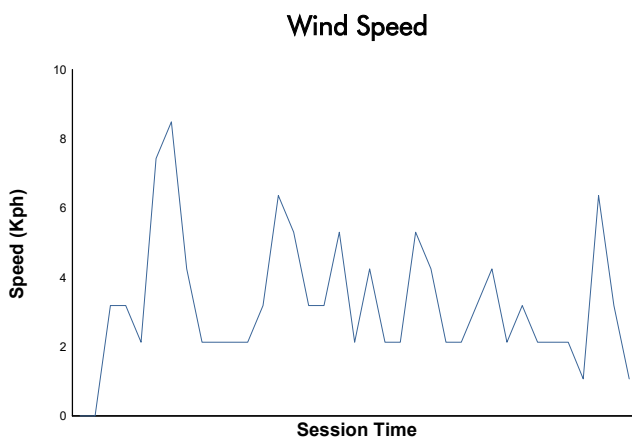
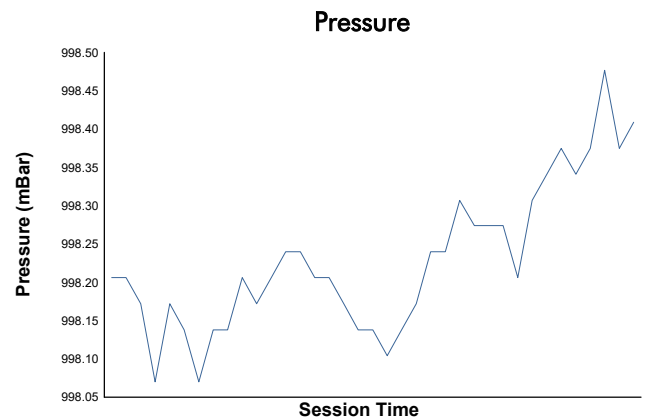
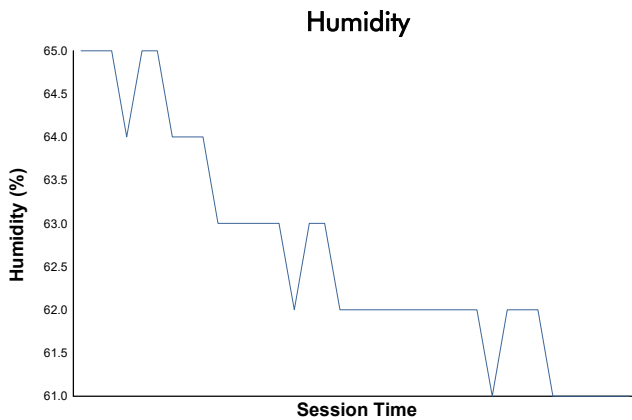
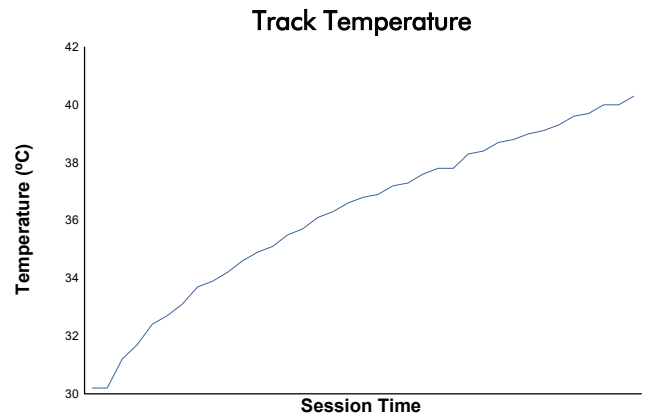
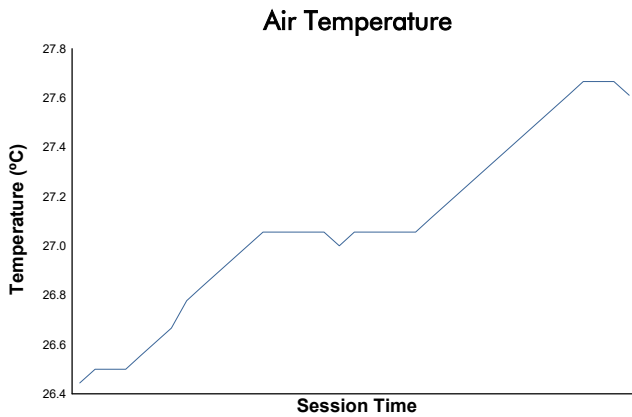
1	2:09.395	29.880	37.923	25.591	36.001	164.2
2	2:00.671	22.181	37.201	25.342	35.947	215.3
3	2:00.518	22.615	36.482	25.637	35.784	215.3
4	1:59.402	22.435	<b>36.346</b>	24.963	35.658	212.3
5	2:00.417	22.397	36.861	25.318	35.841	213.6
6	2:01.438	22.320	37.144	25.704	36.270	211.1
7	2:15.117 B	22.437	37.198	26.130	49.352	214.0
8	12:33.280	...	37.219	25.877	36.167	91.7
9	1:59.552	22.114	36.516	25.169	35.753	217.0
10	1:59.791	22.110	36.928	<b>24.903</b>	35.850	216.6
11	2:00.165	22.287	36.859	25.385	35.634	215.7
12	2:00.899	22.104	37.238	25.551	36.006	215.3
13	2:00.679	22.388	36.792	25.064	36.435	211.1
14	1:59.389	<b>22.070</b>	36.437	25.076	35.806	214.9
15	<b>1:59.301</b>	22.123	36.589	24.980	<b>35.609</b>	212.8



# FIM JuniorGP - BARCELONA

JuniorGP  
Practice

## Weather Report



Track Status: **DRY**