

JuniorGP

FIM JuniorGP - BARCELONA

Free Practice 2

Classification

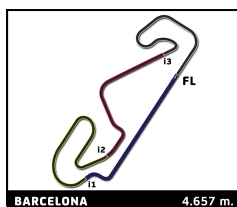
No	Rider	Nat	Team	Bike	Tires	Cl.	Time	Lap	Total	Gap	Kph
1	18	ÁNGEL PIQUERAS	SPA	TEAM ESTRELLA GALICIA 0,0	HONDA		1:49.878	19	19	-	152.6
2	12	JACOB ROULSTONE	AUS	ASPAR JUNIOR TEAM	GASGAS		1:50.236	15	20	+0.358	152.1
3	22	DAVID ALMANSA	SPA	FINETWORK MIR RACING TEAM	KTM		1:50.447	17	17	+0.569	151.8
4	7	JOEL ESTEBAN	SPA	ASPAR JUNIOR TEAM	GASGAS		1:50.557	10	17	+0.679	151.6
5	10	NICO CARRARO	ITA	ASPAR JUNIOR TEAM	GASGAS		1:50.716	8	17	+0.838	151.4
6	8	EDDIE O'SHEA	GBR	BRITISH TALENT TEAM	HONDA		1:50.795	16	18	+0.917	151.3
7	14	CORMAC BUCHANAN	NZE	AGR TEAM	KTM		1:50.831	12	16	+0.953	151.3
8	11	ADRIÁN CRUCES	SPA	FINETWORK MIR RACING TEAM	KTM		1:50.968	16	16	+1.090	151.1
9	85	XABIER ZURUTUZA	SPA	MTA JUNIOR TEAM	KTM		1:51.154	6	17	+1.276	150.8
10	48	GABIN PLANQUES	FRA	FIRST BIKE ACADEMY	KTM		1:51.280	10	15	+1.402	150.7
11	93	FADILLAH ARBI ADITAMA	INA	ASTRA HONDA RACING TEAM	HONDA		1:51.343	17	18	+1.465	150.6
12	94	FACUNDO LLAMBIAS	URU	TEAM ESTRELLA GALICIA 0,0	HONDA		1:51.344	10	16	+1.466	150.6
13	19	ALESSANDRO MOROSI	ITA	EAGLE-1	KTM		1:51.357	3	9	+1.479	150.6
14	5	TATCHAKORN BUASRI	THA	HONDA RACING THAILAND	HONDA		1:51.394	8	18	+1.516	150.5
15	78	JAKOB ROSENTHALER	AUT	LIQUI MOLY HUSQVARNA INTACT GP JUNIOR TEAM	HUSQVARNA		1:51.438	17	17	+1.560	150.4
16	69	MARCOS RUDA	SPA	FINETWORK MIR RACING TEAM	KTM		1:51.453	15	16	+1.575	150.4
17	58	LUCA LUNETTA	ITA	AC RACING TEAM	KTM		1:51.458	14	18	+1.580	150.4
18	57	DANIAL SHAHRIL	MAL	ASIA TALENT TEAM	HONDA		1:51.461	11	18	+1.583	150.4
19	23	ELIA BARTOLINI	ITA	TEAM ESTRELLA GALICIA 0,0	HONDA		1:51.641	4	14	+1.763	150.2
20	89	MARCOS URIARTE	SPA	STV LAGLISSE RACING	HUSQVARNA		1:51.878	12	14	+2.000	149.9
21	55	NOAH DETTWILER	SWI	CUNA DE CAMPEONES	KTM		1:51.922	13	19	+2.044	149.8
22	50	LEO RAMMERSTORFER	AUT	LIQUI MOLY HUSQVARNA INTACT GP JUNIOR TEAM	HUSQVARNA		1:52.103	3	14	+2.225	149.6
23	83	ALVARO CARPE	SPA	STV LAGLISSE RACING	HUSQVARNA		1:52.208	2	16	+2.330	149.4
24	71	TORIN COLLINS	CAN	AGR TEAM	KTM		1:52.599	9	12	+2.721	148.9
25	34	CESARE TIEZZI	ITA	AC RACING TEAM	KTM		1:52.625	11	18	+2.747	148.9
26	74	ALEX GOURDON	FRA	TEAM ESTRELLA GALICIA 0,0	HONDA		1:52.764	3	14	+2.886	148.7
27	91	KOTARO UCHIUMI	JPN	MTA JUNIOR TEAM	KTM		1:52.952	15	15	+3.074	148.4
28	72	KANTA HAMADA	JPN	TEAM LARRESPORT	HONDA		1:53.448	12	12	+3.570	147.8
29	52	AOI UEZU	JPN	MTA JUNIOR TEAM	KTM		1:53.685	4	15	+3.807	147.5
30	9	LI SHUAI	CHN	STV LAGLISSE RACING	HUSQVARNA		1:57.525	3	10	+7.647	142.7
31	36	ANGUS GRENFELL	AUS	ARTBOX	HONDA						

Fastest Lap: Lap 19 | **ÁNGEL PIQUERAS** | **1:49.878** | 152.6 Kph

Published at:

Track Status: **DRY**

Race Director:	Timekeeper: Alberto Estébanez
-----------------------	---



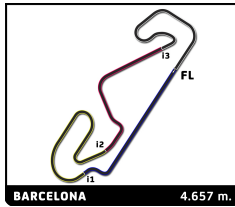
JuniorGP

FIM JuniorGP - BARCELONA

Free Practice 2

Best Sector Times

Sector 1			Sector 2			Sector 3			Sector 4			Pos	No	Ideal Lap	Best Lap	
Pos	No	Rider	Time	No	Rider	Time	No	Rider	Time	No	Rider					Time
1	18	Á.PIQUERAS	20.130	18	Á.PIQUERAS	33.547	7	J.ESTEBAN	22.918	12	J.ROULSTONE	32.935	1	18	1:49.801	1:49.878 (1)
2	14	C.BUCHANAN	20.158	12	J.ROULSTONE	33.683	10	N.CARRARO	22.958	18	Á.PIQUERAS	33.063	2	12	1:50.104	1:50.236 (2)
3	85	X.ZURUTUZA	20.193	22	D.ALMANSA	33.729	18	Á.PIQUERAS	23.061	22	D.ALMANSA	33.186	3	22	1:50.335	1:50.447 (3)
4	8	E.O'SHEA	20.253	7	J.ESTEBAN	33.807	12	J.ROULSTONE	23.066	10	N.CARRARO	33.234	4	7	1:50.361	1:50.557 (4)
5	58	L.LUNETTA	20.267	8	E.O'SHEA	33.848	22	D.ALMANSA	23.119	8	E.O'SHEA	33.261	5	8	1:50.547	1:50.795 (6)
6	19	A.MOROSI	20.280	14	C.BUCHANAN	33.869	8	E.O'SHEA	23.185	7	J.ESTEBAN	33.277	6	14	1:50.582	1:50.831 (7)
7	22	D.ALMANSA	20.301	19	A.MOROSI	33.885	11	A.CRUCES	23.194	11	A.CRUCES	33.296	7	10	1:50.608	1:50.716 (5)
8	10	N.CARRARO	20.315	93	F.ADITAMA	33.885	14	C.BUCHANAN	23.197	19	A.MOROSI	33.309	8	19	1:50.701	1:51.357 (13)
9	5	T.BUASRI	20.347	85	X.ZURUTUZA	33.933	94	F.LLAMBIAS	23.225	85	X.ZURUTUZA	33.324	9	85	1:50.727	1:51.154 (9)
10	7	J.ESTEBAN	20.359	57	D.SHAHRIL	33.976	19	A.MOROSI	23.227	78	J.ROSENTHALER	33.350	10	58	1:50.919	1:51.458 (17)
11	93	F.ADITAMA	20.378	58	L.LUNETTA	33.982	69	M.RUDA	23.238	14	C.BUCHANAN	33.358	11	11	1:50.931	1:50.968 (8)
12	94	F.LLAMBIAS	20.393	94	F.LLAMBIAS	34.001	58	L.LUNETTA	23.252	69	M.RUDA	33.360	12	94	1:50.993	1:51.344 (12)
13	57	D.SHAHRIL	20.397	11	A.CRUCES	34.020	55	N.DETTWILER	23.273	94	F.LLAMBIAS	33.374	13	69	1:51.100	1:51.453 (16)
14	91	K.UCHIUMI	20.408	78	J.ROSENTHALER	34.061	85	X.ZURUTUZA	23.277	48	G.PLANQUES	33.380	14	93	1:51.102	1:51.343 (11)
15	78	J.ROSENTHALER	20.411	48	G.PLANQUES	34.062	93	F.ADITAMA	23.286	58	L.LUNETTA	33.418	15	57	1:51.220	1:51.461 (18)
16	12	J.ROULSTONE	20.420	69	M.RUDA	34.074	5	T.BUASRI	23.320	23	E.BARTOLINI	33.477	16	78	1:51.245	1:51.438 (15)
17	11	A.CRUCES	20.421	5	T.BUASRI	34.095	57	D.SHAHRIL	23.330	57	D.SHAHRIL	33.517	17	48	1:51.254	1:51.280 (10)
18	23	E.BARTOLINI	20.422	10	N.CARRARO	34.101	23	E.BARTOLINI	23.335	5	T.BUASRI	33.535	18	5	1:51.297	1:51.394 (14)
19	69	M.RUDA	20.428	50	L.RAMMERSTORFER	34.159	48	G.PLANQUES	23.349	93	F.ADITAMA	33.553	19	23	1:51.424	1:51.641 (19)
20	48	G.PLANQUES	20.463	23	E.BARTOLINI	34.190	89	M.URIARTE	23.385	55	N.DETTWILER	33.628	20	55	1:51.629	1:51.922 (21)
21	55	N.DETTWILER	20.503	55	N.DETTWILER	34.225	78	J.ROSENTHALER	23.423	89	M.URIARTE	33.643	21	50	1:51.959	1:52.103 (22)
22	50	L.RAMMERSTORFER	20.517	71	T.COLLINS	34.329	83	A.CARPE	23.427	83	A.CARPE	33.645	22	74	1:52.421	1:52.764 (26)
23	34	C.TIEZZI	20.530	74	A.GOURDON	34.465	34	C.TIEZZI	23.495	50	L.RAMMERSTORFER	33.753	23	34	1:52.487	1:52.625 (25)
24	74	A.GOURDON	20.547	34	C.TIEZZI	34.546	74	A.GOURDON	23.530	91	K.UCHIUMI	33.878	24	71	1:52.522	1:52.599 (24)
25	72	K.HAMADA	20.589	72	K.HAMADA	34.550	50	L.RAMMERSTORFER	23.530	74	A.GOURDON	33.879	25	91	1:52.623	1:52.952 (27)
26	71	T.COLLINS	20.648	91	K.UCHIUMI	34.658	72	K.HAMADA	23.542	34	C.TIEZZI	33.916	26	72	1:52.983	1:53.448 (28)
27	52	A.UEZU	20.832	52	A.UEZU	34.681	71	T.COLLINS	23.560	71	T.COLLINS	33.985	27	52	1:53.431	1:53.685 (29)
28	83	A.CARPE	21.158	83	A.CARPE	35.643	91	K.UCHIUMI	23.679	52	A.UEZU	34.146	28	83	1:53.873	1:52.208 (23)



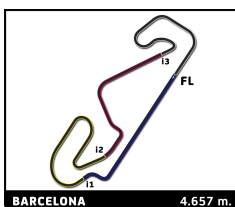
JuniorGP

FIM JuniorGP - BARCELONA

Free Practice 2

Best Top Speed

No Rider	Team	Class	Top 1		Top 2		Top 3		Top 4		Top 5		Avg
			Kph	Lap	Kph	Lap	Kph	Lap	Kph	Lap	Kph	Lap	
18	ÁNGEL PIQUERAS	TEAM ESTRELLA GALICIA 0,0	237.9	16	234.3	19	231.3	12	230.3	17	230.3	14	232.8
78	JAKOB ROSENTHALER	LIQUI MOLY HUSQVARNA INTACT GP JUNIOR TEAM	237.4	17	232.8	6	232.8	3	230.8	4	228.4	10	232.4
58	LUCA LUNETTA	AC RACING TEAM	236.9	13	230.8	12	230.3	15	229.9	16	228.9	18	231.4
7	JOEL ESTEBAN	ASPAR JUNIOR TEAM	236.3	5	233.8	3	232.8	13	230.8	4	229.4	17	232.6
89	MARCOS URIARTE	STV LAGLISSE RACING	235.8	13	235.3	4	233.8	12	232.3	14	229.4	2	233.3
8	EDDIE O'SHEA	BRITISH TALENT TEAM	235.3	16	233.3	5	232.8	14	232.8	6	232.3	13	233.3
14	CORMAC BUCHANAN	AGR TEAM	235.3	16	233.8	14	232.8	4	232.8	2	231.3	12	233.2
55	NOAH DETTWILER	CUNA DE CAMPEONES	235.3	4	231.3	6	230.8	5	230.3	3	227.0	19	230.9
22	DAVID ALMANSA	FINETWORK MIR RACING TEAM	234.8	14	234.8	3	233.8	15	233.8	13	231.8	17	233.8
57	DANIAL SHAHRIL	ASIA TALENT TEAM	234.8	3	233.8	13	232.8	6	232.3	2	231.3	4	233.0
72	KANTA HAMADA	TEAM LARRESPORT	234.8	2	230.8	8	230.8	3	228.4	5	227.9	11	230.5
83	ALVARO CARPE	STV LAGLISSE RACING	234.8	14	233.8	4	233.3	15	231.8	13	231.8	12	233.1
34	CESARE TIEZZI	AC RACING TEAM	234.3	13	233.8	18	233.3	17	233.3	12	231.3	16	233.2
93	FADILLAH ARBI ADITAMA	ASTRA HONDA RACING TEAM	234.3	13	233.8	12	232.3	3	230.8	2	230.3	16	232.3
10	NICO CARRARO	ASPAR JUNIOR TEAM	233.8	17	232.8	8	231.3	15	229.9	14	229.9	6	231.5
94	FACUNDO LLAMBIAS	TEAM ESTRELLA GALICIA 0,0	233.8	16	233.3	14	232.3	3	231.8	2	231.3	15	232.5
50	LEO RAMMERSTORFER	LIQUI MOLY HUSQVARNA INTACT GP JUNIOR TEAM	233.3	5	229.4	4	227.9	11	227.9	3	226.0	6	228.9
91	KOTARO UCHIUMI	MTA JUNIOR TEAM	233.3	15	229.9	12	229.4	3	228.9	13	228.9	11	230.1
5	TATCHAKORN BUASRI	HONDA RACING THAILAND	232.8	4	232.3	18	231.3	16	230.3	8	228.9	15	231.1
12	JACOB ROULSTONE	ASPAR JUNIOR TEAM	232.8	4	231.3	3	227.0	6	226.5	2	226.0	17	228.7
74	ALEX GOURDON	TEAM ESTRELLA GALICIA 0,0	232.3	3	227.4	14	227.4	6	226.5	13	225.1	2	227.7
48	GABIN PLANQUES	FIRST BIKE ACADEMY	231.8	3	231.3	2	229.4	15	227.4	10	226.0	4	229.2
23	ELIA BARTOLINI	TEAM ESTRELLA GALICIA 0,0	231.3	3	230.3	5	230.3	4	228.9	12	228.4	2	229.8
85	XABIER ZURUTUZA	MTA JUNIOR TEAM	231.3	7	231.3	6	229.9	9	229.9	2	228.4	4	230.2
69	MARCOS RUDA	FINETWORK MIR RACING TEAM	230.8	4	230.8	2	228.4	5	227.0	3	226.0	6	228.6
19	ALESSANDRO MOROSI	EAGLE-1	230.3	7	223.7	2	223.7	3	223.2	9	222.8	4	224.7
71	TORIN COLLINS	AGR TEAM	229.9	3	227.9	9	227.4	4	225.6	10	224.6	2	227.1
11	ADRIÁN CRUCES	FINETWORK MIR RACING TEAM	228.9	16	228.4	8	227.0	13	225.6	5	225.6	4	227.1
52	AOI UEZU	MTA JUNIOR TEAM	227.9	12	227.4	4	226.5	2	226.0	3	221.9	6	225.9
9	LI SHUAI	STV LAGLISSE RACING	222.8	2	222.3	3	221.9	4	213.2	5	211.9	9	218.4
36	ANGUS GRENFELL	ARTBOX											



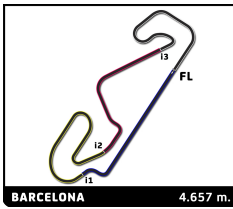
JuniorGP

FIM JuniorGP - BARCELONA

Free Practice 2

Fastest Lap Sequence

Elapsed	No Rider	Team	Bike	Class	Time	Kph	Lap
3:51.194	10 NICO CARRARO	ASPAR JUNIOR TEAM	GASGAS		1:53.488	147.7	2
3:51.353	94 FACUNDO LLAMBIAS	TEAM ESTRELLA GALICIA 0,0	HONDA		1:53.170	148.1	2
3:52.697	58 LUCA LUNETTA	AC RACING TEAM	KTM		1:53.035	148.3	2
3:57.122	14 CORMAC BUCHANAN	AGR TEAM	KTM		1:52.574	148.9	2
4:02.287	12 JACOB ROULSTONE	ASPAR JUNIOR TEAM	GASGAS		1:52.254	149.4	2
4:12.200	83 ALVARO CARPE	STV LAGLISSE RACING	HUSQVARNA		1:52.208	149.4	2
4:58.082	18 ÁNGEL PIQUERAS	TEAM ESTRELLA GALICIA 0,0	HONDA		1:52.091	149.6	2
5:43.159	22 DAVID ALMANSA	FINETWORK MIR RACING TEAM	KTM		1:51.323	150.6	3
11:30.501	85 XABIER ZURUTUZA	MTA JUNIOR TEAM	KTM		1:51.154	150.8	6
23:18.773	12 JACOB ROULSTONE	ASPAR JUNIOR TEAM	GASGAS		1:50.930	151.1	10
24:03.129	10 NICO CARRARO	ASPAR JUNIOR TEAM	GASGAS		1:50.716	151.4	8
25:09.407	12 JACOB ROULSTONE	ASPAR JUNIOR TEAM	GASGAS		1:50.634	151.5	11
26:59.837	12 JACOB ROULSTONE	ASPAR JUNIOR TEAM	GASGAS		1:50.430	151.8	12
32:10.102	18 ÁNGEL PIQUERAS	TEAM ESTRELLA GALICIA 0,0	HONDA		1:50.305	152.0	14
32:31.512	12 JACOB ROULSTONE	ASPAR JUNIOR TEAM	GASGAS		1:50.236	152.1	15
41:36.307	18 ÁNGEL PIQUERAS	TEAM ESTRELLA GALICIA 0,0	HONDA		1:49.878	152.6	19



JuniorGP

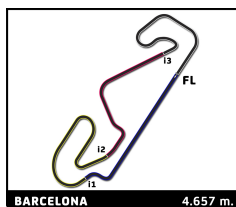
FIM JuniorGP - BARCELONA

Free Practice 2

Sector Analysis

— Invalidated Lap ■ Personal Best ■ Session Best B Crossing the pit lane

Lap	Time	Sector 1	Sector 2	Sector 3	Sector 4	T.Sp	Lap	Time	Sector 1	Sector 2	Sector 3	Sector 4	T.Sp	
18	ÁNGEL PIQUERAS						SPA	10	1:51.596	20.524	34.240	23.196	33.636	227.9
	TEAM ESTRELLA GALICIA 0,0						HONDA	11	2:11.705 B	21.228	38.587	25.419	46.471	223.2
1	3:05.991	1:30.872	36.385	24.392	34.342	151.2	12	5:37.194	4:02.834	36.403	23.940	34.017	163.2	
2	1:52.091	20.519	34.319	23.383	33.870	228.9	13	1:58.026	20.349	34.918	25.553	37.206	233.8	
3	1:52.003	20.504	34.243	23.424	33.832	227.0	14	1:54.264	20.348	33.794	25.349	34.773	234.8	
4	1:51.801	20.424	34.227	23.376	33.774	229.4	15	1:50.710	20.324	33.900	23.233	33.253	233.8	
5	1:51.819	20.614	34.060	23.404	33.741	226.0	16	1:50.660	20.409	33.729	23.119	33.403	228.9	
6	1:51.811	20.585	34.224	23.407	33.595	225.6	17	1:50.447	20.301	33.794	23.166	33.186	231.8	
7	1:51.779	20.450	34.210	23.456	33.663	226.0								
8	1:51.844	20.520	34.088	23.445	33.791	226.0								
9	1:52.185	20.588	34.263	23.489	33.845	227.0								
10	2:08.137 B	20.447	35.814	24.399	47.477	223.7								
11	6:24.159	4:50.320	35.271	24.159	34.409	164.0								
12	1:50.505	20.320	33.629	23.215	33.341	231.3								
13	1:55.672	20.657	35.179	23.732	36.104	224.6								
14	1:50.305	20.347	33.644	23.066	33.248	230.3								
15	1:58.687	20.408	37.227	26.787	34.265	227.0								
16	1:54.679	20.265	34.373	25.351	34.690	237.9								
17	1:52.553	20.716	34.756	23.536	33.545	230.3								
18	1:50.408	20.430	33.679	23.061	33.238	229.4								
19	1:49.878	20.130	33.547	23.138	33.063	234.3								
12	JACOB ROULSTONE						AUS							
	ASPAR JUNIOR TEAM						GASGAS							
1	2:10.033	34.353	35.888	23.930	35.862	161.8								
2	1:52.254	20.673	34.369	23.567	33.645	226.5								
3	1:52.275	20.420	34.389	23.691	33.775	231.3								
4	1:51.330	20.423	34.065	23.443	33.399	232.8								
5	1:52.053	20.597	34.347	23.477	33.632	223.7								
6	1:52.140	20.588	34.267	23.342	33.943	227.0								
7	1:56.867	22.261	36.909	23.504	34.193	221.4								
8	2:05.227 B	20.724	34.271	23.479	46.753	222.3								
9	5:55.664	4:23.724	34.829	23.512	33.599	166.2								
10	1:50.930	20.584	33.916	23.242	33.188	223.2								
11	1:50.634	20.605	33.762	23.103	33.164	223.7								
12	1:50.430	20.539	33.683	23.166	33.042	221.4								
13	1:50.558	20.624	33.798	23.066	33.070	222.8								
14	1:50.881	20.556	33.891	23.275	33.159	222.3								
15	1:50.236	20.504	33.722	23.075	32.935	223.7								
16	1:50.529	20.433	33.774	23.280	33.042	225.1								
17	1:50.527	20.449	33.710	23.215	33.153	226.0								
18	1:50.949	20.667	33.877	23.166	33.239	220.5								
19	1:50.936	20.520	33.921	23.200	33.295	223.2								
20	1:50.547	20.477	33.777	23.168	33.125	223.2								
10	NICO CARRARO						ITA							
	ASPAR JUNIOR TEAM						GASGAS							
1	1:57.706	23.859	35.852	23.612	34.383	161.3								
2	1:53.488	20.818	34.773	23.552	34.345	227.0								
3	1:52.407	20.653	34.484	23.534	33.736	227.4								
4	1:52.214	20.787	34.461	23.218	33.748	225.1								
5	2:15.278	20.443	51.964	26.725	36.146	225.6								
6	2:04.409 B	20.617	34.655	23.427	45.710	229.9								
7	10:16.911	8:43.804	35.889	23.491	33.727	160.6								
8	1:50.716	20.421	34.103	22.958	33.234	232.8								
9	1:51.267	20.432	34.174	23.158	33.503	226.0								
10	1:51.354	20.492	34.311	23.033	33.518	226.5								
11	1:51.691			23.160	33.452	222.8								
12	1:51.617	20.419	34.282	23.191	33.725	227.0								
13	1:53.008	20.443	35.893	23.281	33.391	225.1								
14	1:56.002	20.642	35.477	24.433	35.450	229.9								
15	1:51.580	20.382	34.101	23.162	33.935	231.3								
16	1:52.186	20.621	34.423	23.539	33.603	226.0								
17	1:51.546	20.315	34.308	23.297	33.626	233.8								
8	EDDIE O'SHEA						GBR							
	BRITISH TALENT TEAM						HONDA							
1	2:08.695	33.978	35.778	24.089	34.850	146.7								
2	1:53.477	20.790	34.581	24.062	34.044	228.9								
3	1:52.215	20.769	34.330	23.421	33.695	227.0								
4	1:52.137	20.579	34.354	23.439	33.765	230.8								
5	1:51.885	20.453	34.338	23.433	33.661	233.3								
6	1:52.017	20.386	34.342	23.439	33.850	232.8								
22	DAVID ALMANSA						SPA							
	FINETWORK MIR RACING TEAM						KTM							
1	1:58.063	23.469	36.684	23.704	34.206	166.2								
2	1:53.773	20.689	34.141	23.775	35.168	230.8								
3	1:51.323	20.353	34.305	23.251	33.414	234.8								
4	1:54.891	20.792	37.020	23.302	33.777	222.8								
5	1:51.510	20.464	33.974	23.374	33.698	227.0								
6	2:11.860 B	20.859	38.607	24.015	48.379	219.6								
7	7:07.010	5:35.015	34.787	23.371	33.837	165.5								
8	1:51.639	20.631	34.208	23.150	33.650	225.1								
9	1:51.591	20.692	34.216	23.202	33.481	225.6								



JuniorGP

FIM JuniorGP - BARCELONA

Free Practice 2

Sector Analysis

— Invalidated Lap ■ Personal Best ■ Session Best B Crossing the pit lane

Lap	Time	Sector 1	Sector 2	Sector 3	Sector 4	T.Sp	Lap	Time	Sector 1	Sector 2	Sector 3	Sector 4	T.Sp
7	1:57.683	20.690	36.226	24.049	36.718	228.4	5	1:53.373	20.397	35.726	23.410	33.840	227.4
8	1:52.282	20.572	34.486	23.503	33.721	231.8	6	1:51.154	20.246	33.933	23.389	33.586	231.3
9	2:09.672 B	20.744	35.821	24.659	48.448	224.6	7	2:06.822 B	20.193	36.460	24.057	46.112	231.3
10	8:52.580	7:19.895	35.209	23.499	33.977	169.1	8	10:28.094	8:56.230	34.682	23.549	33.633	120.9
11	1:50.884	20.421	33.864	23.327	33.272	230.8	9	1:51.273	20.356	34.138	23.317	33.462	229.9
12	1:52.185	20.444	34.548	23.556	33.637	227.0	10	1:51.171	20.464	34.076	23.277	33.354	226.5
13	1:57.074	20.349	33.941	23.522	39.262	232.3	11	1:51.410	20.431	34.031	23.481	33.467	227.0
14	1:50.847	20.467	33.848	23.271	33.261	232.8	12	1:51.216	20.532	33.964	23.298	33.422	225.6
15	2:03.982	21.059	36.635	26.181	40.107	228.9	13	1:52.409	20.338	35.208	23.455	33.408	224.6
16	1:50.795	20.253	34.071	23.185	33.286	235.3	14	1:53.937	20.410	35.037	24.002	34.488	225.6
17	1:51.400	20.506	33.936	23.434	33.524	226.0	15	1:52.991	20.607	34.018	23.566	34.800	222.8
18	1:51.670	20.597	33.983	23.411	33.679	223.7	16	1:51.681	20.533	34.273	23.372	33.503	227.0
							17	1:51.902	20.747	34.477	23.354	33.324	224.6

14 CORMAC BUCHANAN							NZE
AGR TEAM							KTM
1	2:04.548	31.320	35.396	23.736	34.096	155.3	
2	1:52.574	20.924	34.299	23.524	33.827	232.8	
3	1:51.459	20.414	34.076	23.197	33.772	230.8	
4	1:52.382	20.459	34.612	23.569	33.742	232.8	
5	1:52.110	20.400	34.194	23.557	33.959	231.3	
6	2:11.687 B	24.355	37.520	23.865	45.947	229.9	
7	8:44.194	7:09.086	37.167	23.780	34.161	150.6	
8	1:52.714	20.663	34.433	23.382	34.236	223.7	
9	2:10.575 B	21.101	37.247	24.271	47.956	226.5	
10	2:28.207 B	42.030	35.313	24.144	46.720	149.3	
11	5:01.884	3:22.742	35.539	24.168	39.435	136.2	
12	1:50.831	20.282	33.869	23.255	33.425	231.3	
13	2:03.710	21.928	36.604	25.065	40.113	225.6	
14	1:51.754	20.488	34.341	23.567	33.358	233.8	
15	1:51.479	20.518	34.109	23.302	33.550	229.9	
16	1:51.339	20.158	34.266	23.375	33.540	235.3	

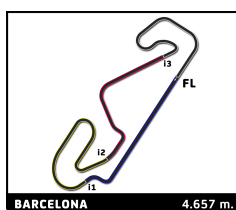
11 ADRIÁN CRUCES							SPA
FINETWORK MIR RACING TEAM							KTM
1	2:19.417	46.182	35.163	23.812	34.260	167.5	
2	1:52.711	20.668	34.728	23.505	33.810	224.6	
3	1:52.350	20.564	34.413	23.487	33.886	224.6	
4	1:53.561	20.633	34.922	24.062	33.944	225.6	
5	1:52.571	20.566	34.566	23.451	33.988	225.6	
6	2:04.539 B	20.828	35.131	23.455	45.125	221.0	
7	8:46.257	7:14.533	34.858	23.231	33.635	168.0	
8	1:51.528	20.527	34.159	23.280	33.562	228.4	
9	1:51.039	20.454	34.049	23.194	33.342	225.1	
10	1:51.578	20.483	34.220	23.226	33.649	222.3	
11	2:07.482 B	21.680	36.495	23.665	45.642	222.3	
12	5:31.574	3:52.849	37.714	24.964	36.047	158.9	
13	2:01.434	20.551	34.674	26.371	39.838	227.0	
14	1:52.195	20.641	34.386	23.424	33.744	225.1	
15	1:53.089	21.362	34.522	23.371	33.834	220.1	
16	1:50.968	20.421	34.020	23.231	33.296	228.9	

85 XABIER ZURUTUZA							SPA
MTA JUNIOR TEAM							KTM
1	2:09.212	34.842	36.208	23.813	34.349	166.2	
2	1:52.880	20.699	34.465	23.774	33.942	229.9	
3	1:52.191	20.568	34.317	23.583	33.723	227.4	
4	1:51.691	20.524	34.357	23.408	33.402	228.4	

48 GABIN PLANQUES							FRA
FIRST BIKE ACADEMY							KTM
1	2:11.374	37.692	35.401	23.921	34.360	155.3	
2	1:52.959	20.567	34.482	23.635	34.275	231.3	
3	1:52.665	20.636	34.492	23.648	33.889	231.8	
4	1:53.013	20.614	34.489	23.735	34.175	226.0	
5	1:55.192	21.117	35.760	24.311	34.004	221.0	
6	1:52.750	20.868	34.423	23.597	33.862	223.7	
7	2:06.184 B	21.003	35.025	24.228	45.928	225.6	
8	10:20.859	8:42.088	39.609	24.204	34.958	132.3	
9	1:51.873	20.945	34.138	23.349	33.441	220.1	
10	1:51.280	20.465	34.062	23.373	33.380	227.4	
11	1:51.922	20.463	34.230	23.523	33.706	225.6	
12	2:07.183 B	20.948	35.925	24.350	45.960	222.8	
13	5:22.799	3:47.024	35.968	24.837	34.970	101.9	
14	1:52.879	20.635	34.464	23.825	33.955	225.1	
15	1:56.544	20.609	34.193	23.564	38.178	229.4	

93 FADILLAH ARBI ADITAMA							INA
ASTRA HONDA RACING TEAM							HONDA
1	2:10.394	34.992	35.678	24.407	35.317	159.2	
2	1:54.771	20.652	35.937	23.851	34.331	230.8	
3	1:53.534	20.923	34.564	23.856	34.191	232.3	
4	1:52.943	20.575	34.553	23.513	34.302	229.9	
5	1:53.231	20.724	34.476	23.768	34.263	224.6	
6	1:52.988	20.980	34.414	23.587	34.007	219.6	
7	1:52.341	20.533	34.209	23.789	33.810	227.9	
8	1:52.388	20.555	34.174	23.464	34.195	227.0	
9	2:10.748 B	20.864	38.115	24.853	46.916	227.9	
10	8:50.344	7:16.528	35.761	23.845	34.210	162.8	
11	1:52.216	20.576	34.333	23.582	33.725	225.6	
12	1:51.789	20.506	34.210	23.413	33.660	233.8	
13	2:08.768	20.536	38.396	24.166	45.670	234.3	
14	1:52.010	20.378	34.274	23.448	33.910	230.3	
15	1:51.450	20.521	33.982	23.286	33.661	229.9	
16	1:51.742	20.685	33.994	23.398	33.665	230.3	
17	1:51.343	20.549	33.885	23.356	33.553	226.5	
18	1:51.925	20.754	34.181	23.436	33.554	227.0	

94 FACUNDO LLAMBIAS							URU
TEAM ESTRELLA GALICIA 0,0							HONDA
1	1:58.183	24.679	35.591	23.707	34.206	173.1	
2	1:53.170	20.444	34.415	23.694	34.617	231.8	



JuniorGP

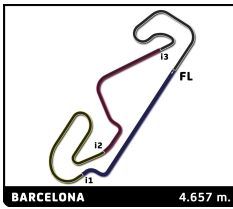
FIM JuniorGP - BARCELONA

Free Practice 2

Sector Analysis

— Invalidated Lap ■ Personal Best ■ Session Best B Crossing the pit lane

Lap	Time	Sector 1	Sector 2	Sector 3	Sector 4	T.Sp	Lap	Time	Sector 1	Sector 2	Sector 3	Sector 4	T.Sp
3	1:52.327	20.393	34.254	23.677	34.003	232.3	8	1:52.521	20.866	34.416	23.470	33.769	227.0
4	1:52.492	20.620	34.118	23.741	34.013	227.0	9	1:52.683	20.854	34.404	23.451	33.974	226.0
5	1:52.591	20.536	34.059	23.380	34.616	227.0	10	1:52.916	20.824	34.409	23.700	33.983	228.4
6	2:02.720	25.071	36.391	23.892	37.366	214.0	11	1:52.767	20.813	34.471	23.560	33.923	225.1
7	2:06.009 B	20.604	34.238	23.405	47.762	227.9	12	1:52.403	20.815	34.316	23.423	33.849	224.2
8	12:55.484	...	34.980	24.106	35.297	164.0	13	2:06.989 B	21.298	35.645	24.796	45.250	224.6
9	1:51.374	20.550	34.155	23.225	33.444	228.4	14	5:11.533	3:28.044	37.214	25.913	40.362	127.8
10	1:51.344	20.562	34.001	23.349	33.432	225.1	15	1:52.547	20.830	34.576	23.591	33.550	222.8
11	1:54.844	20.837	35.620	24.674	33.713	222.3	16	1:51.647	20.725	34.061	23.437	33.424	227.0
12	1:55.396	20.628	34.211	24.268	36.289	227.9	17	1:51.438	20.411	34.166	23.511	33.350	237.4
13	1:51.620	20.619	34.184	23.285	33.532	227.9							
14	1:51.647	20.641	34.131	23.470	33.405	233.3							
15	1:57.698	20.603	36.606	23.698	36.791	231.3							
16	1:51.501	20.487	34.199	23.441	33.374	233.8							
19	ALESSANDRO MOROSI					ITA	69	MARCOS RUDA					SPA
	EAGLE-1					KTM		FINETWORK MIR RACING TEAM					KTM
1	21:33.780	...	34.998	23.604	33.726	161.1	1	2:10.697	37.424	35.243	23.878	34.152	165.5
2	1:51.922	20.769	34.279	23.361	33.513	223.7	2	1:53.004	20.442	34.454	23.692	34.416	230.8
3	1:51.357	20.600	34.106	23.235	33.416	223.7	3	1:51.666	20.439	34.420	23.325	33.482	227.0
4	1:51.454	20.678	34.076	23.391	33.309	222.8	4	1:51.584	20.456	34.215	23.410	33.503	230.8
5	2:09.568 B	21.197	35.700	24.256	48.415	219.6	5	1:53.464	20.428	34.452	23.342	35.242	228.4
6	4:42.020	3:09.337	34.577	23.546	34.560	160.6	6	2:05.213 B	20.755	35.386	23.707	45.365	226.0
7	2:05.949 B	20.280	33.885	23.227	48.557	230.3	7	6:22.469	4:49.613	34.903	23.932	34.021	163.2
8	2:19.922	40.790	34.602	24.561	39.969	161.1	8	1:52.455	20.854	34.414	23.360	33.827	219.2
9	1:51.544	20.666	34.041	23.447	33.390	223.2	9	1:52.597	20.826	34.500	23.458	33.813	219.2
							10	1:52.451	20.783	34.480	23.463	33.725	220.1
							11	1:52.336	20.631	34.515	23.407	33.783	221.0
							12	2:06.790 B			24.337	45.088	219.6
							13	8:10.821	6:25.388	39.510	26.518	39.405	113.4
							14	1:52.887	21.072	34.802	23.494	33.519	219.6
							15	1:51.453	20.599	34.074	23.238	33.542	225.1
							16	1:51.562	20.623	34.249	23.330	33.360	223.7
5	TATCHAKORN BUASRI					THA	58	LUCA LUNETTA					ITA
	HONDA RACING THAILAND					HONDA		AC RACING TEAM					KTM
1	2:16.665	41.507	36.249	24.383	34.526	157.8	1	1:59.662	24.643	36.431	24.025	34.563	165.2
2	1:52.610	20.727	34.509	23.575	33.799	225.1	2	1:53.035	21.020	34.491	23.602	33.922	223.7
3	1:52.129	20.576	34.390	23.430	33.733	226.5	3	1:52.186	20.671	34.234	23.486	33.795	225.6
4	1:51.652	20.347	34.342	23.373	33.590	232.8	4	1:51.964	20.432	34.392	23.367	33.773	228.9
5	1:51.814	20.416	34.210	23.397	33.791	228.9	5	1:57.153	20.622	34.228	23.556	38.747	223.7
6	1:52.141	20.745	34.260	23.504	33.632	223.2	6	2:08.123 B	20.441	34.327	23.539	49.816	228.9
7	1:51.834	20.580	34.112	23.411	33.731	226.0	7	8:58.916	7:21.631	36.692	24.462	36.131	147.3
8	1:51.394	20.354	34.095	23.400	33.545	230.3	8	1:52.735	20.864	34.648	23.487	33.736	221.0
9	2:16.808 B	21.741	37.993	26.200	50.874	222.3	9	1:51.771	20.559	34.209	23.433	33.570	226.5
10	8:44.069	7:10.675	35.884	23.699	33.811	167.3	10	1:51.600	20.630	34.092	23.335	33.543	221.4
11	1:52.124	20.600	34.335	23.401	33.788	226.0	11	1:59.150	21.453	36.495	24.095	37.107	224.2
12	1:51.739	20.678	34.139	23.387	33.535	223.2	12	1:51.478	20.486	34.068	23.346	33.578	230.8
13	2:10.073	21.696	39.929	27.444	41.004	223.2	13	1:54.420	20.267	34.239	23.386	36.528	236.9
14	1:52.926	20.608	34.549	23.668	34.101	228.4	14	1:51.458	20.678	33.982	23.252	33.546	224.6
15	1:51.901	20.748	34.117	23.320	33.716	228.9	15	2:03.514	21.119	37.214	25.624	39.557	230.3
16	1:54.101	20.499	35.205	24.433	33.964	231.3	16	1:51.939	20.556	34.478	23.480	33.425	229.9
17	1:52.401	20.672	34.356	23.467	33.906	226.0	17	1:51.633	20.581	34.253	23.306	33.493	228.4
18	1:51.724	20.412	34.171	23.482	33.659	232.3	18	1:51.485	20.474	34.270	23.323	33.418	228.9
78	JAKOB ROSENTHALER					AUT	57	DANIAL SHAHRIL					MAL
	LIQUI MOLY HUSQVARNA INTACT GI					HUSQVARNA		ASIA TALENT TEAM					HONDA
1	2:04.287	28.534	36.140	24.382	35.231	145.0	1	2:11.188	37.248	35.323	23.953	34.664	162.8
2	1:53.695	21.107	34.856	23.607	34.125	227.9	2	1:52.978	20.673	34.356	23.625	34.324	232.3
3	1:53.001	20.721	34.751	23.666	33.863	232.8	3	1:52.155	20.397	34.305	23.484	33.969	234.8
4	1:52.896	20.707	34.652	23.523	34.014	230.8	4	1:52.405	20.528	34.258	23.611	34.008	231.3
5	1:52.929	20.739	34.643	23.564	33.983	228.4							
6	2:06.385 B	20.576	35.312	24.141	46.356	232.8							
7	7:31.115	5:54.234	38.901	23.809	34.171	128.2							



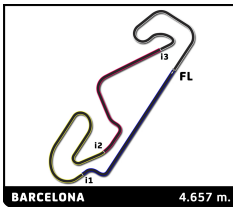
JuniorGP

FIM JuniorGP - BARCELONA

Free Practice 2

Sector Analysis

Invalidated Lap							Personal Best							Session Best							Crossing the pit lane																																																																																																																																																																																																										
Lap	Time	Sector 1	Sector 2	Sector 3	Sector 4	T.Sp	Lap	Time	Sector 1	Sector 2	Sector 3	Sector 4	T.Sp	Lap	Time	Sector 1	Sector 2	Sector 3	Sector 4	T.Sp	Lap	Time	Sector 1	Sector 2	Sector 3	Sector 4	T.Sp																																																																																																																																																																																																				
5	1:52.115	20.584	34.250	23.527	33.754	227.0	7	7:42.510	6:10.421	34.700	23.572	33.817	163.5	6	1:55.061	20.559	34.448	23.646	36.408	232.8	8	1:52.224	20.973	34.271	23.273	33.707	217.9	7	1:52.914	20.786	34.376	23.558	34.194	222.3	9	1:52.040	20.647	34.254	23.390	33.749	223.7	8	1:52.233	20.702	34.228	23.446	33.857	229.9	10	1:52.010	20.625	34.323	23.348	33.714	224.6	9	2:10.656B	21.848	38.382	24.486	45.940	225.6	11	1:52.108	20.723	34.225	23.392	33.768	222.8	10	8:52.712	7:19.899	35.095	23.701	34.017	162.8	12	1:51.975	20.636	34.269	23.348	33.722	223.7	11	1:51.461	20.626	33.976	23.342	33.517	228.9	13	1:51.922	20.589	34.308	23.357	33.668	224.6	12	1:52.427	20.729	34.421	23.634	33.643	230.8	14	1:52.058	20.697	34.289	23.354	33.718	225.1	13	2:07.580	20.420	34.439	28.247	44.474	233.8	15	1:52.331	20.648	34.309	23.390	33.984	223.2	14	1:52.143	20.452	34.204	23.476	34.011	230.8	16	1:52.355	20.825	34.329	23.397	33.804	225.6	15	1:51.500	20.509	34.049	23.336	33.606	229.4	17	1:52.450	20.950	34.254	23.447	33.799	219.6	16	1:51.604	20.464	34.033	23.387	33.720	230.3	18	1:52.715	20.780	34.639	23.511	33.785	224.6	17	1:51.867	20.545	34.049	23.330	33.943	227.4	19	1:52.031	20.518	34.412	23.473	33.628	227.0	18	1:51.802	20.598	34.016	23.459	33.729	227.9																																			
23	ELIA BARTOLINI					ITA	50	LEO RAMMERSTORFER					AUT																																																																																																																																																																																																																		
	TEAM ESTRELLA GALICIA 0,0					HONDA		LIQUI MOLY HUSQVARNA INTACT GI					HUSQVARNA																																																																																																																																																																																																																		
1	2:17.190	41.564	35.502	24.894	35.230	156.7	1	1:59.943	26.470	35.338	23.835	34.300	161.1	2	1:53.547	20.939	34.779	23.694	34.135	225.6	2	1:52.103	20.590	34.159	23.601	33.753	227.9	3	1:51.718	20.434	34.313	23.348	33.623	231.3	4	1:52.944	20.517	34.622	23.530	34.275	229.4	4	1:53.131	20.607	34.537	23.605	34.382	233.3	5	1:53.131	20.607	34.537	23.605	34.382	233.3	5	2:05.846B	20.625	35.054	24.030	46.137	230.3	6	1:52.686	20.634	34.386	23.574	34.092	226.0	6	6:30.061	4:57.182	34.900	23.832	34.147	167.8	7	2:13.475B	20.968	42.195	24.001	46.311	218.3	7	1:52.971	20.818	34.627	23.459	34.067	221.9	8	14:09.262	...	48.534	24.325	35.012	121.2	8	1:52.678	20.844	34.478	23.430	33.926	220.1	9	2:51.138	20.925	1:30.401	25.360	34.452	221.0	9	2:06.656B	20.844	35.008	23.925	46.879	220.1	10	1:53.323	20.822	34.667	23.699	34.135	221.4	10	9:36.421	8:01.613	35.667	24.128	35.013	123.5	11	1:52.703	20.685	34.374	23.603	34.041	227.9	11	1:56.940	20.715	34.520	24.176	37.529	220.5	12	1:54.755	20.958	36.015	23.750	34.032	222.3	12	2:14.502B	20.629	34.684	27.003	52.186	228.9	13	1:55.090	21.352	35.091	23.819	34.828	221.4	13	2:14.774	39.946	34.343	24.647	35.838	167.8	14	1:54.038	21.122	35.083	23.745	34.088	220.1	14	1:51.696	20.690	34.190	23.335	33.481	221.9																																			
89	MARCOS URIARTE					SPA	83	ALVARO CARPE					SPA																																																																																																																																																																																																																		
	STV LAGLISSE RACING					HUSQVARNA		STV LAGLISSE RACING					HUSQVARNA																																																																																																																																																																																																																		
1	2:04.901			24.820	35.947	154.2	1	2:19.992			23.939	34.296	141.2	2	1:52.208			23.491	33.645	230.8	2	1:58.096			25.022	34.732	229.4	3	1:52.804			23.433	33.762	227.0	3	1:52.804			23.479	34.208	227.9	4	1:52.274			23.433	33.762	227.0	4	1:52.975			23.433	33.762	227.0	5	2:04.972B			23.473	46.166	235.3	5	1:52.636			23.473	46.166	235.3	5	13:11.091			23.717	34.229	149.3	6	1:54.509			23.717	34.229	149.3	6	1:53.224			23.638	34.055	222.3	6	1:54.472	21.158	35.643	23.564	34.107	225.1	7	2:04.337B			23.542	45.364	222.8	7	1:52.747			23.494	33.988	224.6	8	5:01.513			25.410	34.212	136.1	8	1:52.586			23.456	33.980	225.1	9	2:01.100			26.813	39.276	226.5	9	2:03.814B			23.485	44.990	223.7	10	1:53.961			23.623	34.737	225.6	10	10:40.269			23.866	33.910	115.7	11	1:52.351			23.385	33.758	224.2	11	2:03.650			26.073	42.870	231.8	12	1:51.878			23.406	33.643	233.8	12	1:56.624			23.427	38.660	231.8	13	1:53.314			23.831	34.012	235.8	13	1:54.634			24.147	34.874	234.8	14	1:52.176			23.424	33.681	232.3	14	2:11.240			26.714	37.393	233.3	15	2:11.240			26.714	37.393	233.3	15	1:52.471			23.537	33.814	227.9
55	NOAH DETTWILER					SWI	71	TORIN COLLINS					CAN																																																																																																																																																																																																																		
	CUNA DE CAMPEONES					KTM		AGR TEAM					KTM																																																																																																																																																																																																																		
1	2:02.398	27.580	36.297	23.934	34.587	163.5	1	2:05.687	29.667	36.590	24.352	35.078	165.0	2	1:53.247	20.998	34.600	23.679	33.970	226.5	2	1:58.373	21.135	35.827	24.581	36.830	224.6	3	1:52.853	20.564	34.540	23.731	34.018	230.3	3	1:53.652	20.834	34.927	23.829	34.062	229.9	4	1:52.554	20.503	34.524	23.584	33.943	235.3	4	2:04.140B	20.727	34.900	23.812	44.701	227.4	5	1:52.336			23.572	33.762	230.8	5	18:43.801	...	39.498	25.270	37.202	161.1	6	2:07.634B	20.582	34.899	23.665	48.488	231.3																																																																																																																																																			



JuniorGP

FIM JuniorGP - BARCELONA

Free Practice 2

Sector Analysis

— Invalidated Lap ■ Personal Best ■ Session Best B Crossing the pit lane

Lap	Time	Sector 1	Sector 2	Sector 3	Sector 4	T.Spd	Lap	Time	Sector 1	Sector 2	Sector 3	Sector 4	T.Spd
6	1:53.446	20.965	34.686	23.784	34.011	221.4	10	2:04.198	20.515	35.494	26.646	41.543	227.4
7	1:53.790	20.999	34.681	23.888	34.222	220.1	11	1:54.298	20.629	35.066	23.804	34.799	228.9
8	1:58.960	23.970	35.203	24.074	35.713	218.3	12	1:53.485	20.870	34.669	23.718	34.228	229.9
9	1:52.599	20.648	34.329	23.560	34.062	227.9	13	1:53.226	20.825	34.668	23.718	34.015	228.9
10	1:54.452	20.832	35.113	24.047	34.460	225.6	14	1:53.806	20.408	34.823	24.075	34.500	222.8
11	1:55.315	21.746	35.275	23.734	34.560	217.4	15	1:52.952	20.600	34.660	23.679	34.013	233.3
12	1:54.012	21.089	35.142	23.796	33.985	220.1							

34 **CESARE TIEZZI** ITA
AC RACING TEAM KTM

1	1:59.813	24.501	36.267	24.254	34.791	167.0
2	1:54.422	20.783	35.270	23.959	34.410	229.4
3	1:54.126	20.603	35.267	23.916	34.340	231.3
4	1:53.857	20.956	34.820	23.829	34.252	229.4
5	1:53.770	20.620	34.785	23.796	34.569	227.4
6	2:06.857 B	20.758	34.830	23.746	47.523	225.6
7	8:59.061	7:19.261	38.515	24.671	36.614	149.1
8	1:53.643	20.703	34.817	23.712	34.411	229.9
9	1:52.779	20.568	34.563	23.652	33.996	229.9
10	1:53.410	20.602	34.904	23.928	33.976	226.0
11	1:52.625	20.530	34.546	23.633	33.916	228.9
12	1:53.895			24.187	34.058	233.3
13	1:56.479	20.794	34.730	24.521	36.434	234.3
14	1:55.228	20.641	34.783	24.053	35.751	226.5
15	1:56.464	20.792	34.741	23.495	37.436	227.9
16	1:53.204	20.786	34.701	23.718	33.999	231.3
17	1:53.902	20.728	34.755	24.107	34.312	233.3
18	1:56.728	20.646	34.665	24.781	36.636	233.8

74 **ALEX GOURDON** FRA
TEAM ESTRELLA GALICIA 0,0 HONDA

1	1:59.906	26.182	35.227	23.910	34.587	168.6
2	1:54.440	21.054	34.994	23.968	34.424	225.1
3	1:52.764	20.547	34.664	23.674	33.879	232.3
4	1:52.972	20.866	34.465	23.722	33.919	222.8
5	1:53.237	20.853	34.757	23.572	34.055	221.4
6	1:53.863	20.757	34.919	23.912	34.275	227.4
7	1:57.547	21.811	37.629	23.675	34.432	214.9
8	2:10.046 B	21.308	36.309	23.794	48.635	214.4
9	10:57.926	9:24.431	35.144	23.923	34.428	164.0
10	1:54.082	21.070	34.717	23.625	34.670	217.4
11	1:54.237	21.135	34.999	23.802	34.301	219.6
12	1:54.797	21.113	35.092	24.078	34.514	220.1
13	1:54.494	20.856	34.738	23.530	35.370	226.5
14	2:08.138 B	20.808	35.681	24.757	46.892	227.4

91 **KOTARO UCHIUMI** JPN
MTA JUNIOR TEAM KTM

1	1:57.996	22.395	36.812	24.379	34.410	160.8
2	1:53.778	21.060	34.672	23.768	34.278	223.7
3	1:52.988	20.730	34.665	23.715	33.878	229.4
4	1:53.310	20.600	34.934	23.682	34.094	225.6
5	1:53.581	20.800	34.658	23.903	34.220	226.0
6	2:09.940 B	20.930	36.118	24.054	48.838	227.0
7	14:34.696	...	40.262	25.114	34.742	125.8
8	1:57.300	21.318	36.806	24.496	34.680	221.0
9	1:53.878	20.988	35.084	23.861	33.945	227.4

72 **KANTA HAMADA** JPN
TEAM LARRESPORT HONDA

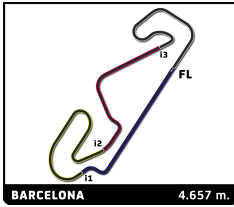
1	3:57.291	2:15.103	37.567	28.717	35.904	166.0
2	1:54.231	20.701	35.121	24.057	34.352	234.8
3	1:53.799	20.589	35.098	23.666	34.446	230.8
4	1:53.948	20.898	35.012	23.723	34.315	226.0
5	1:53.589	20.594	34.912	23.668	34.415	228.4
6	1:54.821	20.759	35.698	23.801	34.563	226.5
7	1:54.968	20.907	35.707	23.726	34.628	225.1
8	2:11.009 B	21.038	36.772	24.359	48.840	230.8
9	10:39.784	8:58.438	38.291	25.195	37.860	151.0
10	1:53.954	20.923	34.867	23.815	34.349	224.2
11	1:54.611	20.878	34.804	23.542	35.387	227.9
12	1:53.448	21.041	34.550	23.555	34.302	221.9

52 **AOI UEZU** JPN
MTA JUNIOR TEAM KTM

1	2:00.565	25.106	36.261	24.438	34.760	163.0
2	1:54.451	21.022	35.164	24.001	34.264	226.5
3	1:53.873	20.832	34.778	23.892	34.371	226.0
4	1:53.685	20.976	34.681	23.882	34.146	227.4
5	1:53.981	21.084	34.784	23.912	34.201	221.0
6	2:09.191 B	21.158	35.453	25.284	47.296	221.9
7	14:43.270	...	35.707	24.301	34.589	164.0
8	1:55.056	21.344	35.201	24.153	34.358	216.6
9	1:55.459	21.506	35.233	24.252	34.468	214.4
10	1:54.593	21.427	34.915	23.881	34.370	216.1
11	1:54.646	21.119	34.828	23.894	34.805	219.2
12	1:53.857	21.043	34.891	23.772	34.151	227.9
13	1:56.455	21.225	34.733	25.857	34.640	216.6
14	1:55.468	21.549	35.145	24.057	34.717	213.2
15	1:54.262	21.331	34.800	23.967	34.164	219.2

9 **LI SHUAI** CHN
STV LAGLISSE RACING HUSQVARNA

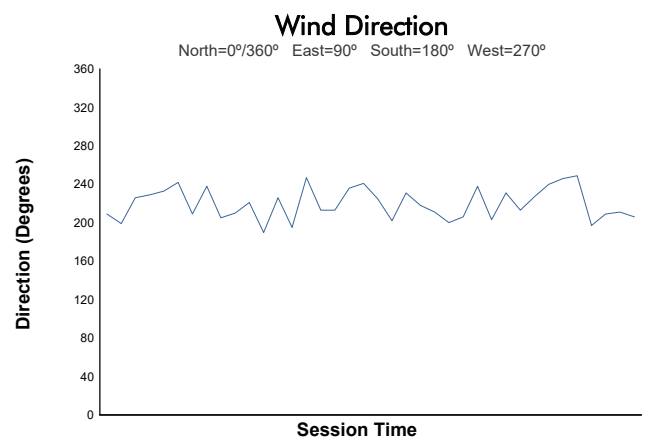
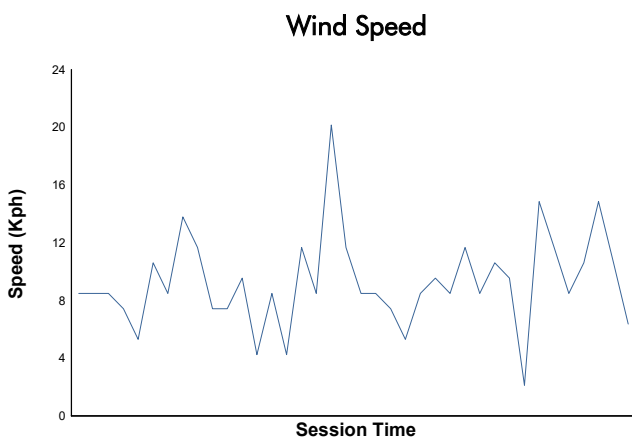
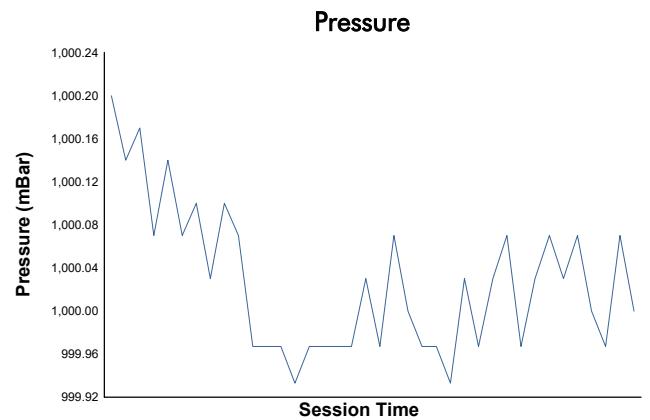
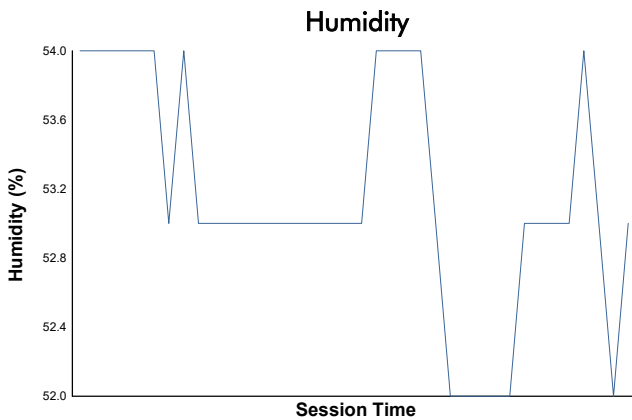
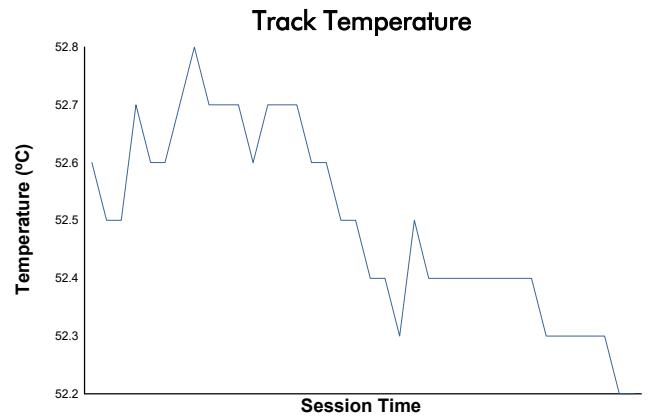
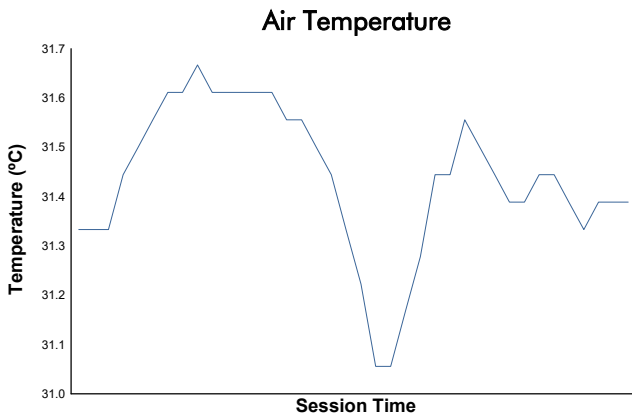
1	2:05.816			25.557	36.372	158.5
2	1:58.458			25.237	35.322	222.8
3	1:57.525			24.900	35.491	222.3
4	1:58.002			24.826	35.469	221.9
5	1:58.996			25.079	35.933	213.2
6	2:14.751 B			25.072	50.077	205.5
7	15:50.040			25.318	36.352	135.2
8	2:01.208			25.133	36.500	209.1
9	2:00.046			25.193	36.569	211.9
10	2:14.164 B			25.819	49.501	211.1



FIM JuniorGP - BARCELONA

JuniorGP
Free Practice 2

Weather Report



Track Status: **DRY**