

## FIM CEV REPSOL Circuit Ricardo Tormo Nov.21

19-20-21 NOVEMBER 2021

Laps: 18

### Circuit Ricardo Tormo

Length: 4005 metros

### Results

### Race 1 Moto3

Pos.	N.	Rider	Team	Motorcycle	Nat.	Laps	Time	Best Lap	iL	Gap	Interval	Speed	Pt.	Cat.
1	66	KELSO, Joel	Agr Team	KTM	AUS	18	30:52,288	01:41,479	5			140,11	25	M3
2	80	ALONSO, David	Aspar Team	GASGAS	COL	18	30:54,622	01:41,638	13	00:02,334	00:02,334	139,93	20	M3
3	24	ORTOLÁ, Ivan	Team Mta	KTM	SPA	18	30:55,301	<b>01:41,475</b>	18	00:03,013	00:00,679	139,88	16	M3
4	26	OGDEN, Scott James	Aspar Team	GASGAS	GBR	18	30:55,387	01:41,852	18	00:03,099	00:00,086	139,88	13	M3
5	38	SALVADOR, David	Tm Racing Factory	TM RACING	SPA	18	30:55,653	01:41,583	18	00:03,365	00:00,266	139,86	11	M3
6	63	AZMAN, Syarifuddin	Sic Racing	HONDA	MAL	18	30:59,458	01:42,096	6	00:07,170	00:03,805	139,57	10	M3
7	20	GARCÍA, José Julián	Sic58 Squadra Corse	HONDA	SPA	18	30:59,571	01:41,687	18	00:07,283	00:00,113	139,56	9	M3
8	28	BERTELLE, Matteo	Team Mta	KTM	ITA	18	31:04,418	01:41,783	10	00:12,130	00:04,847	139,2	8	M3
9	96	HOLGADO, Daniel	Aspar Team	GASGAS	SPA	18	31:04,434	01:42,454	7	00:12,146	00:00,016	139,2	7	M3
10	54	FERRÁNDEZ, Alberto	Mt-Foundation 77	KTM	SPA	18	31:04,496	01:42,386	10	00:12,208	00:00,062	139,19	6	M3
11	58	LUNETTA, Luca	Ac Racing Team	HUSQVARNA	ITA	18	31:04,856	01:42,058	14	00:12,568	00:00,360	139,17	5	M3
12	9	VEIJER, Collin	Ac Racing Team	HUSQVARNA	NED	18	31:04,936	01:42,047	10	00:12,648	00:00,080	139,16	4	M3
13	33	BUASRI, Tatchakorn	Honda Racing Thailand	HONDA	THA	18	31:04,975	01:42,316	10	00:12,687	00:00,039	139,16	3	M3
14	81	AGIUS, Senna	Sic58 Squadra Corse	HONDA	AUS	18	31:05,455	01:42,288	14	00:13,167	00:00,480	139,12	2	M3
15	17	MUÑOZ, Daniel	Avatel - Cardoso Racing	KTM	SPA	18	31:05,921	01:42,146	14	00:13,633	00:00,466	139,09	1	M3
16	97	MORELLI, Marco	Avatel-Cardoso Racing	KTM	ARG	18	31:14,784	01:42,811	5	00:22,496	00:08,863	138,43		M3
17	27	O'GORMAN, Casey	Cuna De Campeones	KTM	IRL	18	31:16,381	01:42,932	8	00:24,093	00:01,597	138,31		M3
18	13	TAPIA, Marco	Leopard Impala Junior	HONDA	SPA	18	31:16,573	01:42,796	8	00:24,285	00:00,192	138,3		M3
19	64	MUÑOZ, David	Avatel - Cardoso Racing	KTM	SPA	18	31:18,733	01:42,631	18	00:26,445	00:02,160	138,14		M3
20	29	VOIGHT, Harrison	Sic58 Squadra Corse	HONDA	AUS	18	31:32,658	01:43,423	4	00:40,370	00:13,925	137,12		M3
21	31	O'SHEA, Edward Andrew	British Talent Team	HONDA	GBR	18	31:44,932	01:44,252	15	00:52,644	00:12,274	136,24		M3
22	10	CARRARO, Nicola Fabio	Tm Racing Factory	TM RACING	ITA	18	31:44,977	01:44,302	15	00:52,689	00:00,045	136,23		M3
23	48	PLANQUES, Gabin	Larresport	HONDA	FRA	18	31:56,976	01:45,248	13	01:04,688	00:11,999	135,38		M3
24	77	VOLPI, Mattia	Agr Team	KTM	ITA	15	31:29,179	01:44,534	9	-3 Lap	-3 Lap	114,48		M3
<b>RETIRADOS</b>														
.	92	MOREIRA, Diogo	Team Estrella Galicia 0,0	HONDA	BRA	13	22:24,626	01:42,035	6	-5 Lap	-2 Lap	139,39		M3
.	95	RUEDA, Jose Antonio	Team Estrella Galicia 0,0	HONDA	SPA	11	18:59,976	01:42,223	10	-7 Lap	-2 Lap	139,12		M3
.	70	WHATLEY, Joshua	Team Mta	KTM	GBR	7	12:34,017	01:44,661	6	-11 Lap	-4 Lap	133,85		M3
.	32	MATSUYAMA, Takuma	Asia Talent Team	HONDA	JPN	6	10:44,743	01:43,374	4	-12 Lap	-1 Lap	134,17		M3
.	57	NISHIMURA, Sho	Mt-Foundation 77	KTM	JPN	1	02:01,254	FIRST LAP	1	-17 Lap	-5 Lap	118,91		M3
.	46	MOOR, Rossi Attila	Gazzolaracing	KTM	USA	1	32:30,531	FIRST LAP	1	-17 Lap	00:01,279	7,39		M3
<b>NO PRESENTADO</b>														
.	69	FUSCO, Raffaele	Tm Racing Factory	TM RACING	ITA	1	32:29,252	FIRST LAP	1	-17 Lap	30:27,998	7,4		M3

Best Lap: Rider 24 - ORTOLÁ, Ivan - Time: 01:41,475 at 142,08 Km/h

Circuit Ricardo Tormo

Final Official

Provisional Official

Length: 4005 Hour: 11:00:00

JURY:

Hour:

C.of the Course:

Hour: 21/11/2021

C.Timekeeper:

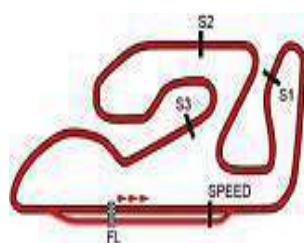
Hour: 11:41:36



HEADQUARTERS - Principe de Vergara, 183 - 28002 Madrid - Tel: +34 91 782 02 20

www.fimcevrepsol.com

Master Timing, Sport Timing Systems, cronometrajes.es - mastertiming.es by Eventronic www.eventronic.es 19FJAP63



### Circuit Ricardo Tormo

## FIM CEV REPSOL Circuit Ricardo Tormo Nov.21

### ANALYSIS / SECTORS Race 1 Moto3

9	VEIJER, Collin NED		Ac Racing Team				
	Lap Time	Sector 1	Sector 2	Sector 3	Sector 4	V.Max	Hour
						P.Vmax: 1	T. Ideal: 01:41,851
1	FIRST LAP	00:34,186	00:28,379	00:25,014	00:29,161	170,98	11:03:12
2	01:44,440	00:24,786	00:27,368	00:23,857	00:28,429	<b>216,72</b>	11:04:56
3	01:43,939	00:24,571	00:27,203	00:23,722	00:28,443	213,16	11:06:40
4	01:43,181	00:24,264	00:27,208	00:23,570	00:28,139	213,16	11:08:23
5	01:42,985	00:24,482	00:27,140	00:23,374	00:27,989	213,16	11:10:06
6	01:43,160	00:24,578	00:27,237	00:23,422	00:27,923	212,46	11:11:49
7	01:42,622	00:24,509	00:26,963	00:23,300	00:27,850	207,69	11:13:32
8	01:42,324	00:24,323	00:26,968	00:23,276	00:27,757	207,69	11:15:14
9	01:42,420	00:24,462	00:26,860	00:23,429	00:27,669	209,71	11:16:57
10	<b>01:42,047</b>	<b>00:24,212</b>	00:26,854	00:23,301	00:27,680	211,07	11:18:39
11	01:42,502	00:24,609	00:26,837	00:23,426	<b>00:27,630</b>	209,03	11:20:21
12	01:43,012	00:24,304	00:27,345	00:23,433	00:27,930	215,28	11:22:04
13	01:42,204	00:24,400	00:26,842	<b>00:23,233</b>	00:27,729	209,71	11:23:47
14	01:42,368	00:24,317	00:26,971	00:23,385	00:27,695	207,69	11:25:29
15	01:42,559	00:24,287	00:26,923	00:23,414	00:27,935	210,39	11:27:12
16	01:42,605	00:24,264	<b>00:26,776</b>	00:23,676	00:27,889	213,16	11:28:54
17	01:42,946	00:24,432	00:27,086	00:23,519	00:27,909	209,71	11:30:37
18	01:42,882	00:24,313	00:27,217	00:23,417	00:27,935	212,46	11:32:20

10	CARRARO, Nicola Fabio ITA		Tm Racing Factory				
	Lap Time	Sector 1	Sector 2	Sector 3	Sector 4	V.Max	Hour
						P.Vmax: 27	T. Ideal: 01:43,993
1	FIRST LAP	00:34,494	00:28,676	00:25,083	00:29,806	170,53	11:03:13
2	01:47,631	00:25,472	00:28,055	00:24,718	00:29,386	<b>207,03</b>	11:05:01
3	01:46,628	00:25,248	00:27,720	00:24,461	00:29,199	205,71	11:06:47
4	01:45,004	00:24,839	00:27,381	00:24,072	00:28,712	206,37	11:08:32
5	01:45,219	00:24,932	00:27,335	00:24,157	00:28,795	203,77	11:10:18
6	01:45,399	00:25,036	00:27,385	00:24,251	00:28,727	203,13	11:12:03
7	01:44,621	00:24,834	00:27,316	00:23,946	00:28,525	201,87	11:13:48
8	01:44,925	<b>00:24,578</b>	00:27,507	00:24,089	00:28,751	201,87	11:15:33
9	01:45,203	00:24,772	00:27,472	00:24,136	00:28,823	203,13	11:17:18
10	01:44,990	00:24,848	00:27,383	00:24,111	00:28,648	203,77	11:19:03
11	01:44,740	00:24,826	00:27,149	00:24,107	00:28,658	202,50	11:20:47
12	01:44,875	00:25,069	00:27,141	00:24,047	00:28,618	202,50	11:22:32
13	01:44,430	00:24,695	00:27,185	00:24,048	00:28,502	201,87	11:24:17
14	01:44,476	00:24,682	00:27,243	<b>00:23,926</b>	00:28,625	201,24	11:26:01
15	<b>01:44,302</b>	00:24,838	<b>00:27,047</b>	00:23,975	<b>00:28,442</b>	201,24	11:27:46
16	01:44,717	00:24,786	00:27,199	00:23,968	00:28,764	201,87	11:29:30
17	01:45,271	00:24,806	00:27,341	00:24,152	00:28,972	202,50	11:31:16
18	01:44,487	00:24,816	00:27,281	00:23,933	00:28,457	201,24	11:33:00


13	TAPIA, Marco SPA		Leopard Impala Junior				
	Lap Time	Sector 1	Sector 2	Sector 3	Sector 4	V.Max	Hour
						P.Vmax: 16	T. Ideal: 01:42,747
1	FIRST LAP	00:33,974	00:28,047	00:24,999	00:28,872	166,58	11:03:11
2	01:45,131	00:25,262	00:27,261	00:24,106	00:28,502	<b>212,46</b>	11:04:56
3	01:44,300	00:24,893	00:27,121	00:23,788	00:28,498	209,03	11:06:40
4	01:43,985	00:24,812	00:27,002	00:23,903	00:28,268	210,39	11:08:24
5	01:43,473	00:24,541	00:26,956	00:23,860	00:28,116	208,36	11:10:08
6	01:43,535	00:24,485	00:27,234	00:23,705	00:28,111	210,39	11:11:51
7	01:43,002	00:24,516	<b>00:26,814</b>	00:23,694	00:27,978	210,39	11:13:34
8	<b>01:42,796</b>	00:24,435	00:26,831	<b>00:23,566</b>	00:27,964	205,71	11:15:17
9	01:43,251	00:24,721	00:26,883	00:23,606	00:28,041	205,71	11:17:00
10	01:43,089	00:24,621	00:26,857	00:23,649	<b>00:27,962</b>	205,06	11:18:44
11	01:43,333	00:24,529	00:27,031	00:23,682	00:28,091	206,37	11:20:27

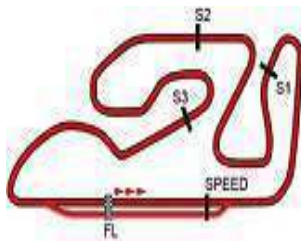
12	MUÑOZ, Daniel SPA		Avatel - Cardoso Racing				
	Lap Time	Sector 1	Sector 2	Sector 3	Sector 4	V.Max	Hour
						P.Vmax: 24	T. Ideal: 01:41,830
12	01:43,187	00:24,531	00:26,901	00:23,644	00:28,111	202,50	11:22:10
13	01:43,554	00:24,697	00:27,026	00:23,708	00:28,123	201,87	11:23:54
14	01:43,636	00:24,681	00:27,106	00:23,755	00:28,094	202,50	11:25:37
15	01:44,393	00:24,709	00:27,071	00:24,555	00:28,058	201,87	11:27:22
16	01:43,222	00:24,410	00:26,817	00:23,910	00:28,085	204,42	11:29:05
17	01:43,390	<b>00:24,405</b>	00:26,984	00:23,919	00:28,082	205,71	11:30:48
18	01:43,404	00:24,414	00:27,082	00:23,729	00:28,179	205,06	11:32:32

17	MUÑOZ, Daniel SPA		Avatel - Cardoso Racing				
	Lap Time	Sector 1	Sector 2	Sector 3	Sector 4	V.Max	Hour
						P.Vmax: 24	T. Ideal: 01:41,830
1	FIRST LAP	00:32,982	00:27,876	00:24,307	00:29,013	162,81	11:03:09
2	01:44,182	00:24,830	00:27,053	00:24,032	00:28,267	205,71	11:04:53
3	01:43,570	00:24,450	00:26,778	00:24,128	00:28,214	<b>209,03</b>	11:06:37
4	01:43,251	00:24,472	00:27,056	00:23,713	00:28,010	205,06	11:08:20
5	01:42,465	00:24,372	00:26,674	00:23,540	00:27,879	207,69	11:10:03
6	01:42,390	00:24,273	<b>00:26,580</b>	00:23,579	00:27,958	205,06	11:11:45
7	01:42,436	00:24,217	00:26,868	00:23,534	00:27,817	207,03	11:13:28
8	01:42,286	00:24,344	00:26,639	00:23,497	00:27,806	208,36	11:15:10
9	01:42,894	00:24,825	00:26,671	00:23,384	00:28,014	204,42	11:16:53
10	01:45,273	00:26,564	00:26,973	00:23,649	00:28,087	203,13	11:18:38
11	01:42,947	00:24,382	00:26,991	00:23,617	00:27,957	201,24	11:20:21
12	01:44,278	00:24,983	00:27,497	00:23,751	00:28,047	203,77	11:22:05
13	01:42,355	00:24,408	00:26,682	00:23,534	<b>00:27,731</b>	203,77	11:23:48
14	<b>01:42,146</b>	00:24,256	00:26,652	00:23,424	00:27,814	204,42	11:25:30
15	01:42,476	<b>00:24,214</b>	00:26,771	00:23,563	00:27,928	203,77	11:27:12
16	01:42,347	00:24,455	00:26,765	<b>00:23,305</b>	00:27,822	204,42	11:28:55
17	01:42,424	00:24,271	00:26,850	00:23,385	00:27,918	203,77	11:30:37
18	01:44,023	00:24,571	00:27,180	00:24,086	00:28,186	202,50	11:32:21

20	GARCÍA, José Julián SPA		Sic58 Squadra Corse				
	Lap Time	Sector 1	Sector 2	Sector 3	Sector 4	V.Max	Hour
						P.Vmax: 16	T. Ideal: 01:41,617
1	FIRST LAP	00:31,178	00:27,391	00:24,224	00:28,597	156,14	11:03:06
2	01:43,987	00:24,833	00:27,075	00:23,743	00:28,336	203,13	11:04:50
3	01:43,389	00:24,534	00:27,009	00:23,645	00:28,201	204,42	11:06:34
4	01:43,282	00:24,346	00:27,075	00:23,678	00:28,183	203,77	11:08:17
5	01:42,916	00:24,379	00:26,858	00:23,572	00:28,107	203,77	11:10:00
6	01:42,700	00:24,087	00:26,751	00:23,733	00:28,129	209,71	11:11:43
7	01:43,117	00:24,678	00:26,738	00:23,531	00:28,170	207,69	11:13:26
8	01:42,098	00:24,162	<b>00:26,649</b>	00:23,329	00:27,958	209,71	11:15:08
9	01:42,119	00:24,040	00:26,792	00:23,483	00:27,804	<b>212,46</b>	11:16:50
10	01:42,226	00:24,308	00:26,778	<b>00:23,260</b>	00:27,880	203,13	11:18:32
11	01:42,403	00:24,468	00:26,775	00:23,339	00:27,821	204,42	11:20:15
12	01:42,070	00:24,175	00:26,776	00:23,311	00:27,808	204,42	11:21:57
13	01:44,903	00:24,784	00:26,778	00:25,540	00:27,801	207,69	11:23:42
14	01:42,527	00:24,164	00:27,099	00:23,429	00:27,835	205,71	11:25:24
15	01:42,279	00:24,186	00:26,934	00:23,382	00:27,777	204,42	11:27:06
16	01:44,356	00:24,197	00:26,918	00:25,426	00:27,815	205,06	11:28:51
17	01:42,122	00:24,119	00:26,860	00:23,353	00:27,790	205,71	11:30:33
18	<b>01:41,687</b>	<b>00:23,992</b>	00:26,711	00:23,268	<b>00:27,716</b>	207,03	11:32:15

24	ORTOLÁ, Ivan SPA		Team Mta				
	Lap Time	Sector 1	Sector 2	Sector 3	Sector 4	V.Max	Hour
						P.Vmax: 7	T. Ideal: 01:41,433
1	FIRST LAP	00:32,019	00:27,818	00:24,426	00:28,860	164,89	11:03:08
2	01:44,215	00:24,712	00:27,232	00:23,904	00:28,367	211,07	11:04:52
3	01:44,198	00:24,472	00:27,234	00:24,128	00:28,364	211,76	11:06:37
4	01:42,902	00:24,480	00:26,811	00:23,556	00:28,055	<b>213,86</b>	11:08:19





**Circuit Ricardo Tormo**

**FIM CEV REPSOL Circuit Ricardo Tormo Nov.21**

**ANALYSIS / SECTORS Race 1 Moto3**

5	01:42,562	00:24,216	00:26,946	00:23,477	00:27,923	209,71	11:10:02
6	01:42,173	<b>00:24,034</b>	00:26,760	00:23,520	00:27,859	209,71	11:11:44
7	01:42,166	00:24,052	00:26,685	00:23,625	00:27,804	209,03	11:13:26
8	01:42,175	00:24,160	00:26,731	00:23,510	00:27,774	210,39	11:15:09
9	01:42,730	00:24,547	00:26,888	00:23,519	00:27,776	210,39	11:16:51
10	01:42,540	00:24,450	00:26,754	00:23,513	00:27,823	209,71	11:18:34
11	01:42,440	00:24,276	00:26,818	00:23,554	00:27,792	208,36	11:20:16
12	01:41,982	00:24,101	00:26,698	00:23,402	00:27,781	207,69	11:21:58
13	01:42,057	00:24,173	00:26,755	00:23,406	00:27,723	207,69	11:23:40
14	01:42,034	00:24,101	00:26,715	00:23,502	00:27,716	209,03	11:25:22
15	01:42,550	00:24,286	00:26,878	00:23,559	00:27,827	213,16	11:27:05
16	01:42,029	00:24,150	00:26,757	00:23,372	00:27,750	208,36	11:28:47
17	01:41,950	00:24,159	00:26,753	00:23,437	00:27,601	209,03	11:30:29
18	<b>01:41,475</b>	00:24,076	<b>00:26,584</b>	<b>00:23,257</b>	<b>00:27,558</b>	209,03	11:32:10

<b>26</b>	<b>OGDEN, Scott James</b> GBR	Aspar Team				P.Vmax: 7	T. Ideal: 01:41,683
		Sector 1	Sector 2	Sector 3	Sector 4		
Lap	Time	Sector 1	Sector 2	Sector 3	Sector 4	V.Max	Hour
1	FIRST LAP	00:31,056	00:27,405	00:24,158	00:28,939	155,77	11:03:07
2	01:44,045	00:24,929	00:27,038	00:23,670	00:28,408	210,39	11:04:51
3	01:43,460	00:24,698	00:26,963	00:23,680	00:28,119	209,03	11:06:34
4	01:43,274	00:24,374	00:26,975	00:23,684	00:28,241	211,07	11:08:17
5	01:42,723	00:24,338	00:26,742	00:23,581	00:28,062	210,39	11:10:00
6	01:42,658	00:24,258	00:26,634	00:23,811	00:27,955	213,16	11:11:43
7	01:42,913	00:24,404	00:26,854	00:23,620	00:28,035	212,46	11:13:26
8	01:42,329	00:24,176	00:26,711	00:23,577	00:27,865	211,76	11:15:08
9	01:42,068	00:24,246	00:26,661	00:23,458	00:27,703	213,16	11:16:50
10	01:42,874	00:24,982	00:26,753	00:23,321	00:27,818	183,05	11:18:33
11	01:42,288	00:24,294	00:26,890	00:23,380	00:27,724	<b>213,86</b>	11:20:15
12	01:42,013	00:24,394	00:26,676	00:23,272	<b>00:27,671</b>	210,39	11:21:57
13	01:42,331	00:24,405	00:26,741	00:23,319	00:27,866	207,69	11:23:40
14	01:42,686	00:24,450	00:26,919	00:23,555	00:27,762	206,37	11:25:22
15	01:42,425	00:24,297	00:26,882	00:23,430	00:27,816	210,39	11:27:05
16	01:42,008	00:24,188	00:26,706	00:23,293	00:27,821	206,37	11:28:47
17	01:41,882	00:24,196	<b>00:26,628</b>	00:23,328	00:27,730	205,06	11:30:29
18	<b>01:41,852</b>	<b>00:24,137</b>	00:26,663	<b>00:23,247</b>	00:27,805	205,71	11:32:10

<b>27</b>	<b>O'GORMAN, Casey</b> IRL	Cuna De Campeones				P.Vmax: 7	T. Ideal: 01:42,665
		Sector 1	Sector 2	Sector 3	Sector 4		
Lap	Time	Sector 1	Sector 2	Sector 3	Sector 4	V.Max	Hour
1	FIRST LAP	00:33,533	00:28,643	00:24,963	00:28,796	170,98	11:03:11
2	01:44,584	00:24,992	00:27,345	00:23,892	00:28,355	<b>213,86</b>	11:04:56
3	01:44,343	00:24,619	00:27,111	00:24,063	00:28,550	211,76	11:06:40
4	01:44,153	00:25,160	00:27,030	00:23,835	00:28,128	213,16	11:08:24
5	01:43,406	00:24,622	00:27,056	00:23,707	00:28,021	211,07	11:10:07
6	01:43,009	00:24,463	00:26,953	00:23,738	<b>00:27,855</b>	212,46	11:11:50
7	01:43,040	00:24,459	00:26,982	<b>00:23,605</b>	00:27,994	210,39	11:13:34
8	<b>01:42,932</b>	<b>00:24,389</b>	<b>00:26,816</b>	00:23,742	00:27,985	208,36	11:15:16
9	01:43,354	00:24,489	00:27,082	00:23,792	00:27,991	208,36	11:17:00
10	01:43,451	00:24,494	00:27,086	00:23,908	00:27,963	205,71	11:18:43
11	01:43,849	00:24,673	00:27,311	00:23,863	00:28,002	205,06	11:20:27
12	01:43,283	00:24,671	00:26,879	00:23,775	00:27,958	209,71	11:22:10
13	01:43,743	00:24,535	00:26,886	00:24,129	00:28,193	208,36	11:23:54
14	01:43,161	00:24,446	00:26,963	00:23,791	00:27,961	207,03	11:25:37
15	01:43,881	00:24,739	00:27,062	00:23,991	00:28,089	209,03	11:27:21
16	01:43,450	00:24,467	00:26,996	00:23,922	00:28,065	205,71	11:29:05
17	01:43,380	00:24,399	00:27,055	00:23,846	00:28,080	206,37	11:30:48
18	01:43,427	00:24,501	00:27,091	00:23,866	00:27,969	205,06	11:32:31


<b>28</b>	<b>BERTELLE, Matteo</b> ITA	Team Mta				P.Vmax: 5	T. Ideal: 01:41,691
		Sector 1	Sector 2	Sector 3	Sector 4		
Lap	Time	Sector 1	Sector 2	Sector 3	Sector 4	V.Max	Hour
1	FIRST LAP	00:32,748	00:28,819	00:25,072	00:29,116	160,40	11:03:11
2	01:45,067	00:24,843	00:27,591	00:24,253	00:28,380	213,86	11:04:56
3	01:44,376	00:24,526	00:27,140	00:24,038	00:28,672	211,07	11:06:40
4	01:43,265	00:24,307	00:27,168	00:23,618	00:28,172	<b>214,57</b>	11:08:24
5	01:43,069	00:24,340	00:27,229	00:23,490	00:28,010	212,46	11:10:07
6	01:43,347	00:24,305	00:27,251	00:23,768	00:28,023	211,07	11:11:50
7	01:42,949	00:24,192	00:26,939	00:23,567	00:28,251	210,39	11:13:33
8	01:42,294	00:24,326	00:26,819	00:23,295	00:27,854	210,39	11:15:15
9	01:42,180	00:24,166	00:26,723	00:23,506	00:27,785	211,07	11:16:57
10	<b>01:41,783</b>	<b>00:24,081</b>	00:26,723	<b>00:23,221</b>	<b>00:27,758</b>	211,07	11:18:39
11	01:41,954	00:24,250	<b>00:26,631</b>	00:23,256	00:27,817	213,16	11:20:21
12	01:42,461	00:24,262	00:26,858	00:23,364	00:27,977	211,07	11:22:04
13	01:42,598	00:24,159	00:26,966	00:23,477	00:27,996	207,03	11:23:46
14	01:42,640	00:24,151	00:27,014	00:23,427	00:28,048	207,03	11:25:29
15	01:42,535	<b>00:24,081</b>	00:27,057	00:23,375	00:28,022	207,03	11:27:11
16	01:42,538	00:24,225	00:26,914	00:23,490	00:27,909	205,06	11:28:54
17	01:42,780	00:24,333	00:26,866	00:23,603	00:27,978	207,69	11:30:37
18	01:42,827	00:24,566	00:26,936	00:23,466	00:27,859	211,76	11:32:19

<b>29</b>	<b>VOIGHT, Harrison</b> AUS	Sic58 Squadra Corse				P.Vmax: 20	T. Ideal: 01:43,063
		Sector 1	Sector 2	Sector 3	Sector 4		
Lap	Time	Sector 1	Sector 2	Sector 3	Sector 4	V.Max	Hour
1	FIRST LAP	00:31,929	00:28,700	00:24,459	00:29,152	159,61	11:03:09
2	01:45,408	00:24,664	00:27,664	00:24,065	00:29,015	210,39	11:04:55
3	01:45,151	00:24,884	00:27,408	00:24,293	00:28,566	209,03	11:06:40
4	<b>01:43,423</b>	<b>00:24,143</b>	00:27,273	00:23,793	00:28,214	<b>211,07</b>	11:08:23
5	01:44,046	00:24,747	00:27,333	00:23,767	00:28,199	210,39	11:10:07
6	01:43,991	00:24,787	00:27,239	00:23,823	00:28,142	207,69	11:11:51
7	01:44,290	00:24,899	00:27,364	00:23,827	00:28,200	210,39	11:13:36
8	01:43,563	00:24,501	00:27,254	<b>00:23,669</b>	00:28,139	208,36	11:15:19
9	01:44,296	00:24,731	00:27,424	00:23,858	00:28,283	207,03	11:17:03
10	01:44,250	00:24,763	00:27,450	00:23,705	00:28,332	206,37	11:18:48
11	01:44,547	00:24,803	00:27,315	00:24,035	00:28,394	205,06	11:20:32
12	01:45,387	00:24,896	00:27,612	00:24,768	<b>00:28,111</b>	205,06	11:22:18
13	01:43,753	00:24,747	<b>00:27,140</b>	00:23,706	00:28,160	207,03	11:24:01
14	01:44,539	00:24,447	00:27,423	00:24,204	00:28,465	206,37	11:25:46
15	01:44,623	00:24,585	00:27,431	00:24,073	00:28,534	205,06	11:27:31
16	01:45,186	00:24,940	00:27,591	00:24,129	00:28,526	204,42	11:29:16
17	01:45,414	00:24,884	00:27,606	00:24,296	00:28,628	203,77	11:31:01
18	01:46,551	00:25,162	00:27,792	00:24,607	00:28,990	205,06	11:32:48

<b>31</b>	<b>O'SHEA, Edward Andrew</b> GBR	British Talent Team				P.Vmax: 7	T. Ideal: 01:44,194
		Sector 1	Sector 2	Sector 3	Sector 4		
Lap	Time	Sector 1	Sector 2	Sector 3	Sector 4	V.Max	Hour
1	FIRST LAP	00:34,556	00:28,812	00:25,039	00:29,403	170,53	11:03:13
2	01:47,119	00:25,448	00:27,957	00:24,677	00:29,037	<b>213,86</b>	11:05:00
3	01:46,435	00:25,069	00:28,027	00:24,521	00:28,818	207,69	11:06:46
4	01:45,300	00:24,838	00:27,955	00:24,202	00:28,305	207,69	11:08:32
5	01:44,873	<b>00:24,653</b>	00:27,449	00:24,119	00:28,652	211,07	11:10:17
6	01:45,109	00:24,705	00:27,486	00:24,312	00:28,606	207,69	11:12:02
7	01:45,003	00:24,719	00:27,661	00:24,237	00:28,386	207,69	11:13:47
8	01:45,533	00:25,227	00:27,567	00:24,138	00:28,601	206,37	11:15:32
9	01:45,173	00:24,746	00:27,654	00:24,112	00:28,661	206,37	11:17:17
10	01:45,008	00:24,834	00:27,507	00:24,147	00:28,520	205,71	11:19:02
11	01:44,742	<b>00:24,653</b>	00:27,353	00:24,194	00:28,542	205,06	11:20:47







Circuit Ricardo Tormo

FIM CEV REPSOL Circuit Ricardo Tormo Nov.21

ANALYSIS / SECTORS Race 1 Moto3

12	01:44,522	00:24,691	00:27,310	00:24,065	00:28,456	205,06	11:22:32	17	01:41,997	00:24,243	00:26,596	00:23,437	00:27,721	205,71	11:30:29
13	01:44,411	00:24,736	00:27,364	<b>00:23,948</b>	00:28,363	205,06	11:24:16	18	<b>01:41,583</b>	00:24,194	00:26,479	<b>00:23,223</b>	<b>00:27,687</b>	205,06	11:32:11
14	01:44,799	00:24,704	00:27,448	00:24,105	00:28,542	204,42	11:26:01								
15	<b>01:44,252</b>	00:24,664	<b>00:27,306</b>	<b>00:23,948</b>	00:28,334	204,42	11:27:45								
16	01:44,809	00:24,694	00:27,402	00:24,146	00:28,567	205,06	11:29:30								
17	01:45,294	00:24,887	00:27,419	00:24,385	00:28,603	205,06	11:31:15								
18	01:44,740	00:24,806	00:27,382	00:24,265	<b>00:28,287</b>	203,77	11:33:00								

<b>32</b>	<b>MATSUYAMA, Takuma</b>	Asia Talent Team				
JPN		P.Vmax: 3 T. Ideal: 01:43,250				
Lap Time	Sector 1	Sector 2	Sector 3	Sector 4	V.Max	Hour
1 FIRST LAP	00:33,304	00:28,382	00:25,390	00:29,224	165,73	11:03:11
2	01:45,356	00:25,365	00:27,373	00:24,063	00:28,555	213,16 11:04:57
3	01:43,728	00:24,559	<b>00:26,905</b>	00:23,902	00:28,362	211,07 11:06:40
4	<b>01:43,374</b>	<b>00:24,301</b>	00:27,029	<b>00:23,765</b>	<b>00:28,279</b>	<b>215,28</b> 11:08:24
5	01:43,883	00:24,502	00:27,099	00:23,804	00:28,478	211,07 11:10:08
6 PIT	00:24,508	00:27,478	00:24,504	00:35,612	210,39	11:12:00

<b>46</b>	<b>MOOR, Rossi Attila</b>	Gazzolaracing				
USA		P.Vmax: 30 T. Ideal: 00:00,000				
Lap Time	Sector 1	Sector 2	Sector 3	Sector 4	V.Max	Hour
1 FIRST LAP						11:38:28

<b>48</b>	<b>PLANQUES, Gabin</b>	Larresport				
FRA		P.Vmax: 28 T. Ideal: 01:45,040				
Lap Time	Sector 1	Sector 2	Sector 3	Sector 4	V.Max	Hour
1 FIRST LAP	00:34,388	00:28,702	00:24,912	00:29,592	171,43	11:03:13
2	01:47,917	00:25,818	00:28,091	00:24,604	00:29,404	<b>205,71</b> 11:05:01
3	01:46,596	00:25,320	00:27,740	00:24,383	00:29,153	204,42 11:06:47
4	01:46,415	00:25,354	00:27,686	00:24,289	00:29,086	204,42 11:08:34
5	01:45,920	00:25,060	00:27,678	00:24,379	00:28,803	204,42 11:10:19
6	01:45,953	00:25,059	00:27,661	00:24,325	00:28,908	203,77 11:12:05
7	01:46,028	00:25,165	00:27,782	00:24,281	00:28,800	203,13 11:13:51
8	01:45,581	<b>00:24,922</b>	00:27,683	00:24,217	00:28,759	201,24 11:15:37
9	01:45,704	00:25,169	00:27,603	00:24,256	00:28,676	201,87 11:17:23
10	01:45,409	00:24,974	00:27,607	00:24,182	00:28,646	203,77 11:19:08
11	01:45,571	00:25,022	00:27,648	00:24,224	00:28,677	201,87 11:20:54
12	01:45,405	00:25,112	00:27,600	<b>00:24,047</b>	00:28,646	201,24 11:22:39
13	<b>01:45,248</b>	00:24,974	00:27,586	00:24,138	00:28,550	200,00 11:24:24
14	01:45,353	00:25,002	00:27,737	00:24,119	<b>00:28,495</b>	200,62 11:26:10
15	01:45,607	00:25,059	00:27,742	00:24,151	00:28,655	200,62 11:27:55
16	01:45,575	00:24,980	00:27,618	00:24,255	00:28,722	199,38 11:29:41
17	01:45,449	00:24,960	<b>00:27,576</b>	00:24,198	00:28,715	198,77 11:31:26
18	01:45,651	00:24,977	00:27,654	00:24,257	00:28,763	200,62 11:33:12

<b>33</b>	<b>BUASRI, Tatchakorn</b>	Honda Racing Thailand				
THA		P.Vmax: 1 T. Ideal: 01:41,859				
Lap Time	Sector 1	Sector 2	Sector 3	Sector 4	V.Max	Hour
1 FIRST LAP	00:33,133	00:28,420	00:24,723	00:29,221	172,34	11:03:11
2	01:44,638	00:24,755	00:27,359	00:24,062	00:28,462	207,03 11:04:55
3	01:44,081	00:24,483	00:27,330	00:24,016	00:28,252	214,57 11:06:39
4	01:43,366	00:24,206	00:27,077	00:23,922	00:28,161	213,16 11:08:23
5	01:43,117	00:24,142	00:27,001	00:23,891	00:28,083	<b>216,72</b> 11:10:06
6	01:42,649	00:24,103	00:26,957	00:23,669	00:27,920	211,07 11:11:48
7	01:42,707	00:24,245	00:26,944	00:23,619	00:27,899	211,76 11:13:31
8	01:42,760	00:24,091	00:27,016	00:23,713	00:27,940	211,76 11:15:14
9	01:42,744	00:24,290	00:26,952	00:23,582	00:27,920	212,46 11:16:57
10	<b>01:42,316</b>	<b>00:23,945</b>	00:26,871	00:23,565	00:27,935	211,76 11:18:39
11	01:43,035	00:24,803	00:26,841	00:23,686	<b>00:27,705</b>	213,16 11:20:22
12	01:42,622	00:24,287	00:26,965	00:23,553	00:27,817	213,86 11:22:05
13	01:42,711	00:24,393	00:26,827	00:23,639	00:27,852	<b>216,72</b> 11:23:47
14	01:42,327	00:24,241	<b>00:26,727</b>	<b>00:23,482</b>	00:27,877	213,16 11:25:30
15	01:42,718	00:24,046	00:27,004	00:23,526	00:28,142	211,76 11:27:12
16	01:42,550	00:24,364	00:26,923	00:23,495	00:27,768	213,86 11:28:55
17	01:42,340	00:24,081	00:26,963	00:23,552	00:27,744	211,07 11:30:37
18	01:42,797	00:24,401	00:27,051	00:23,576	00:27,769	214,57 11:32:20

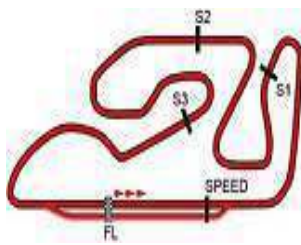
<b>54</b>	<b>FERRÁNDEZ, Alberto</b>	Mt-Foundation 77				
SPA		P.Vmax: 13 T. Ideal: 01:41,831				
Lap Time	Sector 1	Sector 2	Sector 3	Sector 4	V.Max	Hour
1 FIRST LAP	00:33,402	00:28,490	00:24,822	00:28,783	167,88	11:03:11
2	01:44,158	00:24,512	00:27,164	00:23,784	00:28,698	209,03 11:04:55
3	01:43,752	00:24,534	00:27,235	00:23,687	00:28,296	207,69 11:06:38
4	01:43,354	00:24,240	00:27,081	00:23,849	00:28,184	207,03 11:08:22
5	01:42,899	00:24,254	00:27,041	00:23,643	00:27,961	209,03 11:10:05
6	01:42,785	00:24,181	00:26,926	00:23,698	00:27,980	207,03 11:11:47
7	01:42,881	00:24,372	00:26,939	00:23,584	00:27,986	207,03 11:13:30
8	01:42,817	00:24,252	00:26,906	00:23,560	00:28,099	206,37 11:15:13
9	01:42,757	00:24,254	00:27,017	00:23,536	00:27,950	207,69 11:16:56
10	<b>01:42,386</b>	00:24,233	00:26,883	00:23,541	<b>00:27,729</b>	207,03 11:18:38
11	01:42,583	00:24,422	00:26,847	00:23,520	00:27,794	<b>213,16</b> 11:20:21
12	01:42,730	00:24,342	00:26,964	00:23,535	00:27,889	207,69 11:22:04
13	01:42,532	00:24,232	00:26,854	00:23,559	00:27,887	207,69 11:23:46
14	01:42,660	00:24,234	00:26,957	00:23,564	00:27,905	205,71 11:25:29
15	01:42,464	00:24,116	00:27,025	00:23,477	00:27,846	207,03 11:27:11
16	01:42,934	00:24,593	00:26,828	00:23,581	00:27,932	206,37 11:28:54
17	01:42,674	<b>00:24,037</b>	<b>00:26,813</b>	00:23,658	00:28,166	212,46 11:30:37
18	01:42,633	00:24,419	00:27,141	<b>00:23,252</b>	00:27,821	207,03 11:32:20

<b>38</b>	<b>SALVADOR, David</b>	Tm Racing Factory				
SPA		P.Vmax: 22 T. Ideal: 01:41,378				
Lap Time	Sector 1	Sector 2	Sector 3	Sector 4	V.Max	Hour
1 FIRST LAP	00:31,870	00:27,858	00:24,302	00:29,089	158,44	11:03:08
2	01:44,769	00:24,824	00:27,748	00:23,819	00:28,378	207,03 11:04:53
3	01:43,507	00:24,345	00:27,068	00:23,935	00:28,159	207,03 11:06:36
4	01:43,583	00:24,904	00:26,904	00:23,692	00:28,083	<b>209,71</b> 11:08:20
5	01:42,170	00:24,156	00:26,632	00:23,451	00:27,931	208,36 11:10:02
6	01:42,257	<b>00:24,089</b>	00:26,712	00:23,528	00:27,928	208,36 11:11:44
7	01:42,135	00:24,103	00:26,528	00:23,705	00:27,799	206,37 11:13:27
8	01:42,164	00:24,107	00:26,704	00:23,495	00:27,858	207,69 11:15:09
9	01:42,060	00:24,223	00:26,797	00:23,342	00:27,698	207,03 11:16:51
10	01:41,972	00:24,363	<b>00:26,379</b>	00:23,387	00:27,843	206,37 11:18:33
11	01:42,111	00:24,177	00:26,749	00:23,428	00:27,757	207,69 11:20:15
12	01:42,545	00:24,907	00:26,611	00:23,286	00:27,741	206,37 11:21:57
13	01:42,236	00:24,331	00:26,728	00:23,374	00:27,803	206,37 11:23:40
14	01:42,455	00:24,445	00:26,703	00:23,398	00:27,909	202,50 11:25:22
15	01:42,879	00:24,635	00:26,885	00:23,559	00:27,800	202,50 11:27:05
16	01:42,111	00:24,222	00:26,754	00:23,314	00:27,821	207,69 11:28:47

<b>57</b>	<b>NISHIMURA, Sho</b>	Mt-Foundation 77				
JPN		P.Vmax: 29 T. Ideal: 02:01,254				
Lap Time	Sector 1	Sector 2	Sector 3	Sector 4	V.Max	Hour
1 FIRST LAP	<b>00:34,231</b>	<b>00:31,970</b>	<b>00:25,323</b>	<b>00:29,730</b>	<b>164,89</b>	11:03:16

<b>58</b>	<b>LUNETTA, Luca</b>	Ac Racing Team				
ITA		P.Vmax: 5 T. Ideal: 01:41,731				
Lap Time	Sector 1	Sector 2	Sector 3	Sector 4	V.Max	Hour





Circuit Ricardo Tormo

FIM CEV REPSOL Circuit Ricardo Tormo Nov.21

ANALYSIS / SECTORS Race 1 Moto3

Lap	Time	Sector 1	Sector 2	Sector 3	Sector 4	V.Max	Hour												
1	00:32,827	00:28,335	00:24,301	00:28,933	167,44	11:03:09													
2	01:45,064	00:24,756	00:27,609	00:24,099	00:28,600	213,86	11:04:55												
3	01:44,238	00:24,598	00:27,413	00:23,872	00:28,355	209,71	11:06:39												
4	01:43,774	00:24,408	00:27,273	00:23,778	00:28,315	211,76	11:08:23												
5	01:43,716	00:24,491	00:27,137	00:23,769	00:28,319	209,03	11:10:06												
6	01:43,779	00:24,818	00:27,146	00:23,740	00:28,075	211,07	11:11:50												
7	01:42,586	00:24,240	00:26,825	00:23,716	00:27,805	214,57	11:13:33												
8	01:42,260	00:24,172	00:26,979	00:23,344	00:27,765	211,76	11:15:15												
9	01:42,294	00:24,236	00:26,826	00:23,508	00:27,724	211,76	11:16:57												
10	01:42,216	00:24,140	00:26,937	00:23,433	00:27,706	211,07	11:18:39												
11	01:42,221	00:24,252	00:26,885	00:23,412	00:27,672	211,07	11:20:22												
12	01:42,877	00:24,412	00:26,885	00:23,503	00:28,077	213,16	11:22:04												
13	01:42,618	00:24,605	00:26,813	00:23,481	00:27,719	209,03	11:23:47												
14	01:42,058	00:24,239	00:26,753	00:23,389	00:27,677	208,36	11:25:29												
15	01:42,238	00:24,355	00:26,852	00:23,433	00:27,598	211,76	11:27:11												
16	01:42,075	00:24,036	00:26,817	00:23,417	00:27,805	211,76	11:28:53												
17	01:42,956	00:24,319	00:27,063	00:23,577	00:27,997	211,07	11:30:36												
18	01:43,490	00:24,904	00:27,242	00:23,368	00:27,976	210,39	11:32:20												

63 AZMAN, Syarifuddin MAL		Sic Racing P.Vmax: 13 T. Ideal: 01:41,644										
Lap Time	Sector 1	Sector 2	Sector 3	Sector 4	V.Max	Hour						
1	00:32,474	00:27,944	00:24,410	00:28,912	164,05	11:03:09						
2	01:44,496	00:24,854	00:27,268	00:24,060	00:28,314	213,16	11:04:53					
3	01:43,970	00:24,439	00:27,071	00:24,090	00:28,370	213,16	11:06:37					
4	01:43,165	00:24,360	00:26,996	00:23,794	00:28,015	211,76	11:08:20					
5	01:42,690	00:24,549	00:26,670	00:23,596	00:27,875	213,16	11:10:03					
6	01:42,096	00:24,090	00:26,791	00:23,433	00:27,782	210,39	11:11:45					
7	01:42,534	00:24,289	00:26,870	00:23,527	00:27,848	211,76	11:13:28					
8	01:42,284	00:24,227	00:26,917	00:23,379	00:27,761	212,46	11:15:10					
9	01:42,777	00:24,701	00:26,779	00:23,340	00:27,957	213,16	11:16:53					
10	01:42,499	00:24,089	00:26,929	00:23,574	00:27,907	210,39	11:18:35					
11	01:43,052	00:24,270	00:27,024	00:23,672	00:28,086	213,16	11:20:18					
12	01:42,394	00:24,031	00:26,897	00:23,550	00:27,916	207,69	11:22:01					
13	01:42,182	00:24,079	00:26,805	00:23,436	00:27,862	205,71	11:23:43					
14	01:42,362	00:23,983	00:26,863	00:23,658	00:27,858	206,37	11:25:25					
15	01:42,411	00:24,321	00:26,906	00:23,366	00:27,818	206,37	11:27:08					
16	01:42,114	00:24,178	00:26,762	00:23,230	00:27,944	207,03	11:28:50					
17	01:42,473	00:24,451	00:26,754	00:23,387	00:27,881	205,06	11:30:32					
18	01:42,219	00:24,219	00:26,802	00:23,366	00:27,832	205,71	11:32:15					

64 MUÑOZ , David SPA		Avatel - Cardoso Racing P.Vmax: 22 T. Ideal: 01:42,487										
Lap Time	Sector 1	Sector 2	Sector 3	Sector 4	V.Max	Hour						
1	00:42,208	00:28,193	00:24,413	00:28,685		11:03:19						
2	01:44,961	00:24,781	00:27,521	00:23,951	00:28,708	207,03	11:05:04					
3	01:43,841	00:24,429	00:27,295	00:23,808	00:28,309	205,71	11:06:47					
4	01:44,026	00:24,517	00:27,267	00:23,911	00:28,331	209,71	11:08:31					
5	01:43,243	00:24,349	00:27,142	00:23,727	00:28,025	203,77	11:10:15					
6	01:43,575	00:24,570	00:27,043	00:23,761	00:28,201	206,37	11:11:58					
7	01:43,841	00:24,386	00:27,110	00:24,187	00:28,158	204,42	11:13:42					
8	01:43,194	00:24,444	00:27,037	00:23,702	00:28,011	203,13	11:15:25					
9	01:43,225	00:24,329	00:27,051	00:23,851	00:27,994	203,77	11:17:08					
10	01:42,835	00:24,152	00:27,041	00:23,683	00:27,959	204,42	11:18:51					
11	01:42,828	00:24,198	00:27,015	00:23,701	00:27,914	204,42	11:20:34					
12	01:42,901	00:24,321	00:26,933	00:23,759	00:27,888	205,06	11:22:17					
13	01:42,798	00:24,352	00:26,957	00:23,641	00:27,848	203,13	11:24:00					
14	01:42,633	00:24,197	00:26,983	00:23,607	00:27,846	203,77	11:25:42					
15	01:42,769	00:24,342	00:26,990	00:23,619	00:27,818	203,13	11:27:25					

66 KELSO, Joel AUS		Agr Team P.Vmax: 18 T. Ideal: 01:41,222										
Lap Time	Sector 1	Sector 2	Sector 3	Sector 4	V.Max	Hour						
1	00:33,789	00:28,103	00:24,482	00:28,838	172,80	11:03:10						
2	01:43,789	00:24,469	00:27,009	00:23,977	00:28,334	207,03	11:04:54					
3	01:42,664	00:24,165	00:26,713	00:23,765	00:28,021	206,37	11:06:37					
4	01:43,025	00:24,540	00:27,028	00:23,522	00:27,935	211,76	11:08:20					
5	01:41,479	00:24,132	00:26,606	00:23,128	00:27,613	209,03	11:10:01					
6	01:41,649	00:24,073	00:26,497	00:23,429	00:27,650	210,39	11:11:43					
7	01:42,622	00:24,433	00:26,578	00:23,479	00:28,132	211,76	11:13:25					
8	01:42,332	00:24,036	00:26,810	00:23,489	00:27,997	207,69	11:15:08					
9	01:41,753	00:24,007	00:26,811	00:23,138	00:27,797	207,69	11:16:50					
10	01:41,733	00:24,076	00:26,635	00:23,188	00:27,834	201,24	11:18:31					
11	01:42,160	00:24,383	00:26,777	00:23,209	00:27,791	201,24	11:20:13					
12	01:41,748	00:23,984	00:26,695	00:23,270	00:27,799	201,24	11:21:55					
13	01:41,835	00:24,131	00:26,716	00:23,247	00:27,741	200,62	11:23:37					
14	01:41,659	00:24,108	00:26,671	00:23,141	00:27,739	200,62	11:25:19					
15	01:41,609	00:24,021	00:26,594	00:23,212	00:27,782	200,62	11:27:00					
16	01:42,023	00:24,225	00:26,682	00:23,265	00:27,851	200,62	11:28:42					
17	01:42,115	00:24,176	00:26,700	00:23,381	00:27,858	200,62	11:30:24					
18	01:42,881	00:24,211	00:26,795	00:23,515	00:28,360	201,24	11:32:07					

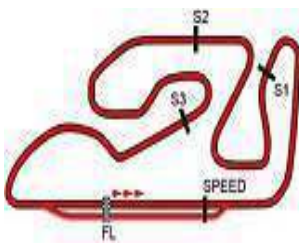
69 FUSCO, Raffaele ITA		Tm Racing Factory P.Vmax: 30 T. Ideal: 00:00,000										
Lap Time	Sector 1	Sector 2	Sector 3	Sector 4	V.Max	Hour						
1	FIRST LAP						11:38:08					

70 WHATLEY, Joshua GBR		Team Mta P.Vmax: 21 T. Ideal: 01:44,323										
Lap Time	Sector 1	Sector 2	Sector 3	Sector 4	V.Max	Hour						
1	00:34,057	00:28,361	00:24,975	00:29,297	170,53	11:03:12						
2	01:46,014	00:25,311	00:27,700	00:24,232	00:28,771	210,39	11:04:58					
3	01:45,158	00:24,747	00:27,429	00:24,189	00:28,793	207,03	11:06:43					
4	01:45,435	00:24,801	00:27,501	00:24,396	00:28,737	204,42	11:08:28					
5	01:45,894	00:25,047	00:27,621	00:24,317	00:28,909	203,77	11:10:14					
6	01:44,661	00:25,085	00:27,205	00:23,925	00:28,446	202,50	11:11:59					
7	PIT	00:24,806	00:27,610	00:24,187	00:33,562	205,06	11:13:49					

77 VOLPI, Mattia ITA		Agr Team P.Vmax: 26 T. Ideal: 01:44,379										
Lap Time	Sector 1	Sector 2	Sector 3	Sector 4	V.Max	Hour						
1	00:35,004	00:29,431	00:25,605	00:30,386	171,88	11:03:15						
2	01:48,464	00:25,684	00:28,466	00:24,824	00:29,490	204,42	11:05:04					
3	01:46,564	00:25,105	00:27,893	00:24,416	00:29,150	207,03	11:06:51					
4	01:45,954	00:24,956	00:27,671	00:24,285	00:29,042	205,06	11:08:36					
5	01:45,349	00:24,876	00:27,526	00:24,145	00:28,802	203,13	11:10:22					
6	01:45,106	00:24,853	00:27,513	00:24,060	00:28,680	203,77	11:12:07					
7	01:45,092	00:24,874	00:27,464	00:24,145	00:28,609	203,77	11:13:52					
8	01:45,195	00:24,889	00:27,516	00:24,110	00:28,680	204,42	11:15:37					
9	01:44,534</											



Circuit Ricardo Tormo

FIM CEV REPSOL Circuit Ricardo Tormo Nov.21

ANALYSIS / SECTORS Race 1 Moto3

80		ALONSO, David COL	Aspar Team P.Vmax: 3 T. Ideal: 01:41,407				
Lap Time	Sector 1	Sector 2	Sector 3	Sector 4	V.Max	Hour	
1	FIRST LAP	00:32,296	00:27,796	00:24,275	00:28,971	160,00	11:03:08
2	01:44,159	00:24,730	00:27,374	00:23,658	00:28,397	215,28	11:04:53
3	01:43,534	00:24,452	00:27,028	00:23,857	00:28,197	214,57	11:06:36
4	01:42,695	00:24,342	00:26,991	00:23,518	00:27,844	209,71	11:08:19
5	01:42,303	00:24,246	00:26,825	00:23,441	00:27,791	210,39	11:10:01
6	01:42,118	00:24,146	00:26,699	00:23,443	00:27,830	211,07	11:11:43
7	01:42,665	00:24,373	00:26,696	00:23,580	00:28,016	212,46	11:13:26
8	01:42,239	00:24,330	00:26,660	00:23,442	00:27,807	211,07	11:15:08
9	01:42,496	00:24,658	00:26,882	00:23,332	00:27,624	214,57	11:16:51
10	01:41,839	00:24,153	00:26,625	00:23,347	00:27,714	212,46	11:18:32
11	01:42,251	00:24,401	00:26,727	00:23,440	00:27,683	212,46	11:20:15
12	01:41,850	00:24,051	00:26,776	00:23,300	00:27,723	208,36	11:21:57
13	01:41,638	00:23,993	00:26,739	00:23,240	00:27,666	208,36	11:23:38
14	01:41,654	00:23,927	00:26,776	00:23,231	00:27,720	208,36	11:25:20
15	01:42,710	00:23,930	00:27,446	00:23,506	00:27,828	208,36	11:27:03
16	01:42,410	00:24,031	00:26,978	00:23,471	00:27,930	208,36	11:28:45
17	01:42,332	00:24,089	00:26,926	00:23,429	00:27,888	207,69	11:30:27
18	01:42,391	00:24,029	00:26,969	00:23,487	00:27,906	207,69	11:32:10

81		AGIUS, Senna AUS	Sic58 Squadra Corse P.Vmax: 18 T. Ideal: 01:41,906				
Lap Time	Sector 1	Sector 2	Sector 3	Sector 4	V.Max	Hour	
1	FIRST LAP	00:32,393	00:27,909	00:24,381	00:28,908	162,81	11:03:09
2	01:44,485	00:24,792	00:27,428	00:23,984	00:28,281	211,76	11:04:53
3	01:44,084	00:24,383	00:26,978	00:24,350	00:28,373	208,36	11:06:37
4	01:43,528	00:24,524	00:27,069	00:23,807	00:28,128	207,69	11:08:21
5	01:42,612	00:24,331	00:26,747	00:23,638	00:27,896	208,36	11:10:03
6	01:43,017	00:24,675	00:26,836	00:23,585	00:27,921	209,03	11:11:46
7	01:42,785	00:24,499	00:26,775	00:23,524	00:27,987	205,71	11:13:29
8	01:42,613	00:24,457	00:26,845	00:23,407	00:27,904	204,42	11:15:12
9	01:43,087	00:24,598	00:26,895	00:23,579	00:28,015	206,37	11:16:55
10	01:43,358	00:24,680	00:27,022	00:23,762	00:27,894	205,71	11:18:38
11	01:43,119	00:24,960	00:26,778	00:23,617	00:27,764	205,71	11:20:21
12	01:43,584	00:24,758	00:27,116	00:23,977	00:27,733	209,03	11:22:05
13	01:42,702	00:24,777	00:26,680	00:23,583	00:27,662	207,69	11:23:48
14	01:42,288	00:24,355	00:26,647	00:23,505	00:27,781	209,03	11:25:30
15	01:42,692	00:24,326	00:26,804	00:23,608	00:27,954	207,69	11:27:13
16	01:42,641	00:24,190	00:26,968	00:23,688	00:27,795	209,71	11:28:55
17	01:42,363	00:24,275	00:26,710	00:23,480	00:27,898	207,03	11:30:38
18	01:42,906	00:24,192	00:26,994	00:23,838	00:27,882	209,71	11:32:21

92		MOREIRA, Diogo BRA	Team Estrella Galicia 0,0 P.Vmax: 7 T. Ideal: 01:41,598				
Lap Time	Sector 1	Sector 2	Sector 3	Sector 4	V.Max	Hour	
1	FIRST LAP	00:32,167	00:27,862	00:24,493	00:28,983	164,89	11:03:09
2	01:44,152	00:24,799	00:27,293	00:23,708	00:28,352	211,76	11:04:53
3	01:43,578	00:24,412	00:27,080	00:23,966	00:28,120	211,07	11:06:36
4	01:42,637	00:24,473	00:26,793	00:23,512	00:27,859	213,16	11:08:19
5	01:42,402	00:24,248	00:26,849	00:23,420	00:27,885	211,07	11:10:01
6	01:42,035	00:24,163	00:26,605	00:23,423	00:27,844	213,86	11:11:43
7	01:42,630	00:24,410	00:26,728	00:23,535	00:27,957	211,07	11:13:26
8	01:42,249	00:24,391	00:26,706	00:23,376	00:27,776	211,76	11:15:08
9	01:42,626	00:24,510	00:27,154	00:23,398	00:27,564	211,76	11:16:51
10	01:42,129	00:24,585	00:26,629	00:23,312	00:27,603	209,03	11:18:33
11	01:42,436	00:24,378	00:26,885	00:23,481	00:27,692	212,46	11:20:15

12	01:42,091	00:24,585	00:26,559	00:23,339	00:27,608	210,39	11:21:58
13	01:42,156	00:24,439	00:26,680	00:23,440	00:27,597	209,03	11:23:40

95		RUEDA, Jose Antonio SPA	Team Estrella Galicia 0,0 P.Vmax: 13 T. Ideal: 01:41,726				
Lap Time	Sector 1	Sector 2	Sector 3	Sector 4	V.Max	Hour	
1	FIRST LAP	00:31,348	00:27,322	00:24,468	00:28,564	155,02	11:03:07
2	01:44,088	00:24,962	00:27,053	00:23,902	00:28,171	213,16	11:04:51
3	01:43,148	00:24,363	00:26,972	00:23,652	00:28,161	212,46	11:06:34
4	01:43,200	00:24,341	00:27,019	00:23,694	00:28,146	209,71	11:08:17
5	01:42,678	00:24,052	00:26,934	00:23,580	00:28,112	209,71	11:10:00
6	01:42,742	00:23,974	00:26,933	00:23,714	00:28,121	205,71	11:11:43
7	01:42,812	00:24,314	00:26,885	00:23,473	00:28,140	206,37	11:13:25
8	01:42,338	00:23,948	00:26,892	00:23,442	00:28,056	207,03	11:15:08
9	01:42,580	00:23,919	00:26,905	00:23,893	00:27,863	207,69	11:16:50
10	01:42,223	00:24,240	00:26,720	00:23,526	00:27,737	206,37	11:18:33
11	01:42,465	00:24,324	00:27,054	00:23,369	00:27,718	213,16	11:20:15

96		HOLGADO, Daniel SPA	Aspar Team P.Vmax: 7 T. Ideal: 01:42,259				
Lap Time	Sector 1	Sector 2	Sector 3	Sector 4	V.Max	Hour	
1	FIRST LAP	00:31,726	00:27,873	00:24,320	00:28,983	158,05	11:03:08
2	01:44,249	00:24,849	00:27,251	00:23,802	00:28,347	210,39	11:04:52
3	01:44,018	00:24,578	00:27,169	00:24,100	00:28,171	209,71	11:06:36
4	01:43,559	00:24,942	00:26,964	00:23,608	00:28,045	213,16	11:08:20
5	01:42,611	00:24,275	00:26,815	00:23,646	00:27,875	213,16	11:10:02
6	01:42,488	00:24,188	00:26,835	00:23,562	00:27,903	213,86	11:11:45
7	01:42,454	00:24,275	00:26,854	00:23,521	00:27,804	211,07	11:13:27
8	01:42,513	00:24,147	00:26,855	00:23,493	00:28,018	213,86	11:15:10
9	01:42,658	00:24,188	00:26,974	00:23,550	00:27,946	211,07	11:16:53
10	01:42,700	00:24,181	00:27,071	00:23,567	00:27,881	209,03	11:18:35
11	01:43,129	00:24,238	00:27,096	00:23,649	00:28,146	209,71	11:20:18
12	01:43,331	00:24,644	00:27,020	00:23,673	00:27,994	205,06	11:22:02
13	01:42,669	00:24,232	00:26,971	00:23,518	00:27,948	209,71	11:23:44
14	01:43,175	00:24,287	00:27,169	00:23,694	00:28,025	209,03	11:25:28
15	01:42,908	00:24,243	00:27,222	00:23,553	00:27,890	207,69	11:27:10
16	01:42,909	00:24,419	00:27,056	00:23,542	00:27,892	209,03	11:28:53
17	01:43,178	00:24,312	00:27,169	00:23,738	00:27,959	207,69	11:30:37
18	01:42,983	00:24,294	00:27,108	00:23,544	00:28,037	210,39	11:32:19

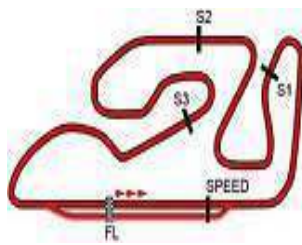
97		MORELLI, Marco ARG	Avatel-Cardoso Racing P.Vmax: 24 T. Ideal: 01:42,666				
Lap Time	Sector 1	Sector 2	Sector 3	Sector 4	V.Max	Hour	
1	FIRST LAP	00:31,549	00:27,642	00:24,210	00:28,897	156,90	11:03:07
2	01:43,834	00:24,877	00:27,036	00:23,676	00:28,245	206,37	11:04:51
3	01:43,330	00:24,763	00:26,870	00:23,583	00:28,114	207,03	11:06:35
4	01:43,043	00:24,613	00:26,784	00:23,533	00:28,113	206,37	11:08:18
5	01:42,811	00:24,485	00:26,747	00:23,467	00:28,112	209,03	11:10:00
6	01:42,834	00:24,432	00:26,701	00:23,635	00:28,066	207,03	11:11:43
7	01:44,028	00:24,881	00:26,769	00:24,070	00:28,308	207,03	11:13:27
8	01:43,832	00:24,550	00:27,104	00:23,889	00:28,289	205,06	11:15:11
9	01:43,557	00:24,599	00:27,048	00:23,697	00:28,213	206,37	11:16:55
10	01:43,554	00:24,849	00:27,030	00:23,593	00:28,082	204,42	11:18:38
11	01:44,932	00:24,884	00:26,842	00:24,851	00:28,355	208,36	11:20:23
12	01:43,820	00:24,844	00:27,039	00:23,732	00:28,205	206,37	11:22:07
13	01:44,117	00:25,179	00:27,053	00:23,706	00:28,179	204,42	11:23:51
14	01:43,868	00:24,732	00:27,031	00:23,716	00:28,389	203,77	11:25:35
15	01:43,658	00:24,693	00:27,096	00:23,640	00:28,229	203,13	11:27:19
16	01:43,561	00:24,614	00:27,029	00:23,643	00:28,275	203,13	11:29:02



HEADQUARTERS – Principe de Vergara, 183 – 28002 Madrid – Tel: +34 91 782 02 20

www.fimcevrepsol.com





Circuit Ricardo Tormo

**FIM CEV REPSOL Circuit Ricardo Tormo Nov.21**

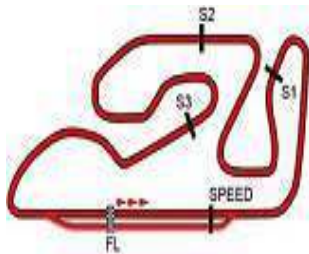
**ANALYSIS / SECTORS Race 1 Moto3**

17	01:43,731	00:24,683	00:27,081	00:23,725	00:28,242	202,50	11:30:46
18	01:43,976	00:24,892	00:27,095	00:23,742	00:28,247	203,13	11:32:30



HEADQUARTERS – Príncipe de Vergara, 183 – 28002 Madrid – Tel.: +34 91 782 02 20

[www.fimcevrepsol.com](http://www.fimcevrepsol.com)



Circuit Ricardo Tormo

FIM CEV REPSOL Circuit Ricardo Tormo Nov.21

Análisis por vuelta Race 1 Moto3

Lap: 1			Lap: 3			Lap: 5			Lap: 7		
Num	Tiempo	GAP	Num	Tiempo	GAP	Num	Tiempo	GAP	Num	Tiempo	GAP
10	01:47,631	10,313	20	01:43,389		95	01:42,678		95	01:42,812	
64	01:44,961	13,083	95	01:43,148	0,172	26	01:42,916	0,148	66	01:42,622	0,070
77	01:48,464	13,513	26	01:43,460	0,297	97	01:42,723	0,244	26	01:42,913	0,261
20	FIRST LAP		97	01:43,330	0,696	20	01:42,916	0,148	97	01:42,811	0,500
26	FIRST LAP	0,168	80	01:43,534	2,265	26	01:42,723	0,244	80	01:42,303	1,213
95	FIRST LAP	0,312	96	01:44,018	2,403	97	01:42,811	0,500	97	01:42,811	0,500
97	FIRST LAP	0,908	38	01:43,578	2,469	80	01:42,303	1,213	26	01:42,913	0,261
96	FIRST LAP	1,512	38	01:43,507	2,629	66	01:41,479	1,353	20	01:43,117	0,411
38	FIRST LAP	1,729	24	01:44,198	2,770	92	01:42,402	1,458	80	01:42,665	0,442
24	FIRST LAP	1,733	66	01:42,664	2,899	24	01:42,562	2,184	92	01:42,630	0,569
80	FIRST LAP	1,948	17	01:43,570	3,164	38	01:42,170	2,332	24	01:42,166	0,969
92	FIRST LAP	2,115	81	01:44,084	3,394	96	01:42,611	2,523	38	01:42,135	1,170
81	FIRST LAP	2,201	63	01:43,970	3,440	17	01:42,465	2,830	97	01:44,028	1,808
63	FIRST LAP	2,350	54	01:43,752	4,641	63	01:42,690	3,245	96	01:42,454	1,911
17	FIRST LAP	2,788	58	01:44,238	4,932	81	01:42,612	3,484	17	01:42,436	2,102
29	FIRST LAP	2,850	33	01:44,081	5,450	54	01:42,899	4,844	63	01:42,534	2,321
58	FIRST LAP	3,006	29	01:45,151	6,033	33	01:43,117	5,883	81	01:42,785	3,732
66	FIRST LAP	3,822	27	01:44,343	6,096	58	01:43,716	6,372	54	01:42,881	4,956
54	FIRST LAP	4,107	9	01:43,939	6,353	9	01:42,985	6,469	33	01:42,707	5,685
33	FIRST LAP	4,107	28	01:44,376	6,432	28	01:43,069	6,716	9	01:42,622	6,697
28	FIRST LAP	4,365	13	01:44,300	6,557	29	01:44,046	7,452	58	01:42,586	7,183
13	FIRST LAP	4,502	32	01:43,728	6,618	27	01:43,406	7,605	28	01:42,949	7,458
27	FIRST LAP	4,545	70	01:45,158	9,096	32	01:43,883	7,825	27	01:43,040	8,100
32	FIRST LAP	4,910	31	01:46,435	12,598	13	01:43,473	7,965	13	01:43,002	8,948
70	FIRST LAP	5,300	48	01:46,596	13,341	70	01:45,894	14,375	29	01:44,290	10,179
9	FIRST LAP	5,350	64	01:43,841	13,535	64	01:43,243	14,754	64	01:43,841	16,616
48	FIRST LAP	6,204	10	01:46,628	13,552	31	01:44,873	16,721	31	01:45,003	21,279
31	FIRST LAP	6,420	77	01:46,564	16,688	10	01:45,219	17,725	10	01:44,621	22,191
10	FIRST LAP	6,669				48	01:45,920	19,626	70	PIT	23,647
77	FIRST LAP	9,036				77	01:45,349	21,941	48	01:46,028	26,053
57	FIRST LAP	9,864							77	01:45,092	26,585
64	FIRST LAP	12,109									

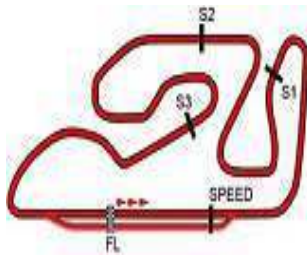
Lap: 2			Lap: 4			Lap: 6			Lap: 8		
Num	Tiempo	GAP	Num	Tiempo	GAP	Num	Tiempo	GAP	Num	Tiempo	GAP
20	01:43,987		20	01:43,282		95	01:42,742		95	01:42,338	
26	01:44,045	0,226	95	01:43,200	0,090	20	01:42,700	0,106	66	01:42,332	0,064
95	01:44,088	0,413	26	01:43,274	0,289	26	01:42,658	0,160	20	01:42,098	0,171
97	01:43,834	0,755	97	01:43,043	0,457	97	01:42,658	0,160	26	01:42,329	0,252
96	01:44,249	1,774	80	01:42,695	1,678	66	01:41,649	0,260	80	01:42,239	0,343
24	01:44,215	1,961	80	01:42,695	1,678	80	01:42,118	0,589	92	01:42,249	0,480
80	01:44,159	2,120	92	01:42,637	1,824	97	01:42,834	0,592	92	01:42,249	0,480
92	01:44,152	2,280	24	01:42,902	2,390	92	01:42,035	0,751	24	01:42,175	0,806
38	01:44,769	2,511	66	01:43,025	2,642	24	01:42,173	1,615	38	01:42,164	0,996
81	01:44,485	2,699	96	01:43,559	2,680	38	01:42,257	1,847	17	01:42,286	2,050
63	01:44,496	2,859	38	01:43,583	2,930	96	01:42,488	2,269	96	01:42,513	2,086
17	01:44,182	2,983	17	01:43,251	3,133	17	01:42,390	2,478	63	01:42,284	2,267
66	01:43,789	3,624	63	01:43,165	3,323	63	01:42,096	2,599	97	01:43,832	3,302
58	01:45,064	4,083	81	01:43,528	3,640	81	01:43,017	3,759	81	01:42,613	4,007
29	01:45,408	4,271	54	01:43,354	4,713	54	01:42,785	4,887	54	01:42,817	5,435
54	01:44,158	4,278	58	01:43,774	5,424	33	01:42,649	5,790	33	01:42,760	6,107
33	01:44,638	4,758	33	01:43,366	5,534	9	01:43,160	6,887	9	01:42,324	6,683
27	01:44,584	5,142	29	01:43,423	6,174	28	01:43,347	7,321	58	01:42,260	7,105
28	01:45,067	5,445	9	01:43,181	6,252	58	01:43,779	7,409	28	01:42,294	7,414
13	01:45,131	5,646	28	01:43,265	6,415	27	01:43,009	7,872	27	01:42,932	8,694
9	01:44,440	5,803	32	01:43,374	6,710	29	01:43,991	8,701	13	01:42,796	9,406
32	01:45,356	6,279	27	01:44,153	6,967	13	01:43,535	8,758			
70	01:46,014	7,327	13	01:43,985	7,260						
31	01:47,119	9,552	70	01:45,435	11,249						
48	01:47,917	10,134									



HEADQUARTERS - Príncipe de Vergara, 183 - 28002 Madrid - Tel.: +34 91 782 02 20

www.fimcevrepsol.com





### Circuit Ricardo Tormo

19-20-21 NOVEMBER 2021

### Circuit Ricardo Tormo

### FIM CEV REPSOL Circuit Ricardo Tormo Nov.21

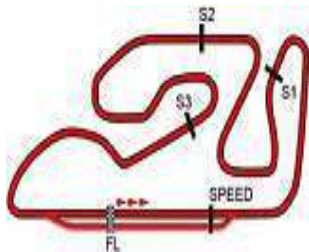
### Análisis por vuelta Race 1 Moto3

29	01:43,563	11,404	31	01:45,008	31,105	48	01:45,405	43,927	24	01:42,550	4,578
64	01:43,194	17,472	10	01:44,990	31,421	Lap: 13			38	01:42,879	4,693
31	01:45,533	24,474	77	01:44,774	35,200				20	01:42,279	6,137
10	01:44,925	24,778	48	01:45,409	36,859	Num	Tiempo	GAP	63	01:42,411	7,383
48	01:45,581	29,296	Lap: 11			66	01:41,835		96	01:42,908	10,095
77	01:45,195	29,442				Num	Tiempo	GAP	80	<b>01:41,638</b>	1,124
Lap: 9			66	01:42,160		26	01:42,331	2,533	28	01:42,535	11,004
Num	Tiempo	GAP	20	01:42,403	1,209	92	01:42,156	2,625	58	01:42,238	11,066
66	01:41,753		80	01:42,251	1,219	38	01:42,236	2,627	9	01:42,559	11,234
20	01:42,119	0,473	38	01:42,111	1,429	24	01:42,057	3,262	17	01:42,476	11,858
26	01:42,068	0,503	95	01:42,465	1,558	20	01:44,903	4,599	33	01:42,718	12,019
95	01:42,580	0,763	26	01:42,288	1,772	63	01:42,182	5,878	81	01:42,692	12,276
80	01:42,496	1,022	92	01:42,436	1,961	96	01:42,669	7,280	97	01:43,658	18,247
38	01:42,060	1,239	24	01:42,440	2,806	28	01:42,598	9,097	27	01:43,881	20,855
92	01:42,626	1,289	96	01:43,129	4,863	54	01:42,532	9,130	13	01:44,393	21,288
24	01:42,730	1,719	63	01:43,052	4,885	9	01:42,204	9,575	64	01:42,769	24,900
96	01:42,658	2,927	54	01:42,583	7,451	58	01:42,618	10,038	29	01:44,623	30,238
17	01:42,894	3,127	17	01:42,947	7,454	33	01:42,711	10,242	31	<b>01:44,252</b>	44,820
63	01:42,777	3,227	28	01:41,954	7,621	17	01:42,355	10,504	10	<b>01:44,302</b>	45,233
97	01:43,557	5,042	81	01:43,119	7,861	81	01:42,702	10,564	48	01:45,607	55,032
81	01:43,087	5,277	9	01:42,502	7,942	97	01:44,117	13,989	Lap: 16		
54	01:42,757	6,375	58	01:42,221	8,126	13	01:43,554	16,527	Num	Tiempo	GAP
33	01:42,744	7,034	33	01:43,035	8,492	27	01:43,743	17,081	66	01:42,023	
9	01:42,420	7,286	97	01:44,932	9,635	64	01:42,798	22,766	80	01:42,410	2,607
58	01:42,294	7,582	13	01:43,333	13,369	29	01:43,753	24,344	26	01:42,008	4,361
28	01:42,180	7,777	27	01:43,849	13,638	31	01:44,411	39,037	24	01:42,029	4,584
27	01:43,354	10,231	29	01:44,547	18,787	10	01:44,430	39,723	38	01:42,111	4,781
13	01:43,251	10,840	64	01:42,828	20,650	48	<b>01:45,248</b>	47,340	63	01:42,114	7,474
29	01:44,296	13,883	31	01:44,742	33,687	77	PIT	50,406	20	01:44,356	8,470
64	01:43,225	18,880	10	01:44,740	34,001	Lap: 14			96	01:42,909	10,981
31	01:45,173	27,830	77	01:44,688	37,728	Num	Tiempo	GAP	58	01:42,075	11,118
10	01:45,203	28,164	48	01:45,571	40,270	66	01:41,659		28	01:42,538	11,519
77	<b>01:44,534</b>	32,159	Lap: 12			80	01:41,654	1,119	9	01:42,605	11,816
48	01:45,704	33,183	Num	Tiempo	GAP	38	01:42,455	3,423	54	01:42,934	11,897
Lap: 10			66	01:41,748		26	01:42,686	3,560	24	01:42,029	4,584
Num	Tiempo	GAP	80	01:41,850	1,321	24	01:42,034	3,637	38	01:42,111	4,781
66	01:41,733		20	01:42,070	1,531	20	01:42,527	5,467	63	01:42,114	7,474
20	01:42,226	0,966	26	01:42,013	2,037	63	01:42,362	6,581	20	01:44,356	8,470
80	01:41,839	1,128	38	01:42,545	2,226	96	01:43,175	8,796	96	01:42,909	10,981
95	<b>01:42,223</b>	1,253	92	01:42,091	2,304	28	01:42,640	10,078	58	01:42,075	11,118
38	01:41,972	1,478	24	01:41,982	3,040	54	01:42,660	10,131	28	01:42,538	11,519
26	01:42,874	1,644	63	01:42,394	5,531	9	01:42,368	10,284	9	01:42,605	11,816
92	01:42,129	1,685	96	01:43,331	6,446	58	<b>01:42,058</b>	10,437	54	01:42,934	11,897
24	01:42,540	2,526	28	01:42,461	8,334	17	<b>01:42,146</b>	10,910	17	01:42,347	12,182
96	01:42,700	3,894	54	01:42,730	8,433	81	<b>01:42,288</b>	11,193	33	01:42,550	12,546
63	01:42,499	3,993	9	01:43,012	9,206	97	01:43,868	16,198	81	01:42,641	12,894
17	01:45,273	6,667	58	01:42,877	9,255	13	01:43,636	18,504	97	01:43,561	19,785
97	01:43,554	6,863	33	01:42,622	9,366	27	01:43,161	18,583	27	01:43,450	22,282
81	01:43,358	6,902	81	01:43,584	9,697	64	01:42,633	23,740	13	01:43,222	22,487
54	<b>01:42,386</b>	7,028	17	01:44,278	9,984	29	01:44,539	27,224	64	01:42,996	25,873
9	<b>01:42,047</b>	7,600	97	01:43,820	11,707	31	01:44,799	42,177	29	01:45,186	33,401
33	<b>01:42,316</b>	7,617	13	01:43,187	14,808	10	01:44,476	42,540	31	01:44,809	47,606
28	<b>01:41,783</b>	7,827	27	01:43,283	15,173	48	01:45,353	51,034	10	01:44,717	47,927
58	01:42,216	8,065	64	01:42,901	21,803	Lap: 15			48	01:45,575	58,584
27	01:43,451	11,949	29	01:45,387	22,426	Num	Tiempo	GAP	Num	Tiempo	GAP
13	01:43,089	12,196	31	01:44,522	36,461	66	01:41,609		66	01:42,115	
29	01:44,250	16,400	10	01:44,875	37,128	80	01:42,710	2,220	80	01:42,332	2,824
64	01:42,835	19,982	77	01:44,833	40,813	26	01:42,425	4,376	26	01:41,882	4,128



HEADQUARTERS - Príncipe de Vergara, 183 - 28002 Madrid - Tel.: +34 91 782 02 20

www.fimcevrepsol.com



Circuit Ricardo Tormo

**FIM CEV REPSOL Circuit Ricardo Tormo Nov.21**

**Análisis por vuelta Race 1 Moto3**

17	01:42,424	12,491
9	01:42,946	12,647
33	01:42,340	12,771
81	01:42,363	13,142
97	01:43,731	21,401
27	01:43,380	23,547
13	01:43,390	23,762
64	01:42,937	26,695
77	06:32,026	35,026
29	01:45,414	36,700
31	01:45,294	50,785
10	01:45,271	51,083
48	01:45,449	01:01,9

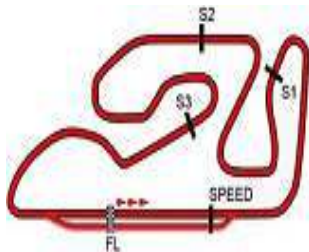
Lap: 18

Num	Tiempo	GAP
66	01:42,881	
80	01:42,391	2,334
24	<b>01:41,475</b>	3,013
26	<b>01:41,852</b>	3,099
38	<b>01:41,583</b>	3,365
63	01:42,219	7,170
20	<b>01:41,687</b>	7,283
28	01:42,827	12,130
96	01:42,983	12,146
54	01:42,633	12,208
58	01:43,490	12,568
9	01:42,882	12,648
33	01:42,797	12,687
81	01:42,906	13,167
17	01:44,023	13,633
97	01:43,976	22,496
27	01:43,427	24,093
13	01:43,404	24,285
64	<b>01:42,631</b>	26,445
77	01:44,746	36,891
29	01:46,551	40,370
31	01:44,740	52,644
10	01:44,487	52,689
48	01:45,651	01:04,6
69	FIRST LAP	01:36,9
46	FIRST LAP	01:38,2



HEADQUARTERS - Príncipe de Vergara, 183 - 28002 Madrid - Tel.: +34 91 782 02 20

www.fimcevrepsol.com



Circuit Ricardo Tormo


FIM CEV REPSOL Circuit Ricardo Tormo Nov.21

Velocidades máximas Race 1 Moto3

Nombre	Equipo/Club	Vehículo	Mejores 5 velocidades máximas					Media	Max.	
9	VEIJER, Collin	Ac Racing Team	HUSQVARNA	216,7	215,3	213,2	213,2	213,2	214,3	216,7
33	BUASRI, Tatchakorn	Honda Racing Thailand	HONDA	216,7	216,7	214,6	214,6	213,9	215,3	216,7
80	ALONSO, David	Aspar Team	GASGAS	215,3	214,6	214,6	212,5	212,5	213,9	215,3
32	MATSUYAMA, Takuma	Asia Talent Team	HONDA	215,3	213,2	211,1	211,1	210,4	212,2	215,3
58	LUNETTA, Luca	Ac Racing Team	HUSQVARNA	214,6	213,9	213,2	211,8	211,8	213,0	214,6
28	BERTELLE, Matteo	Team Mta	KTM	214,6	213,9	213,2	212,5	211,8	213,2	214,6
96	HOLGADO, Daniel	Aspar Team	GASGAS	213,9	213,9	213,2	213,2	211,1	213,0	213,9
92	MOREIRA, Diogo	Team Estrella Galicia 0,0	HONDA	213,9	213,2	212,5	211,8	211,8	212,6	213,9
31	O'SHEA, Edward Andrew	British Talent Team	HONDA	213,9	211,1	207,7	207,7	207,7	209,6	213,9
27	O'GORMAN, Casey	Cuna De Campeones	KTM	213,9	213,2	212,5	211,8	211,1	212,5	213,9
26	OGDEN, Scott James	Aspar Team	GASGAS	213,9	213,2	213,2	212,5	211,8	212,9	213,9
24	ORTOLÁ, Ivan	Team Mta	KTM	213,9	213,2	211,8	211,1	210,4	212,0	213,9
54	FERRÁNDEZ, Alberto	Mt-Foundation 77	KTM	213,2	212,5	209,0	209,0	207,7	210,3	213,2
95	RUEDA, Jose Antonio	Team Estrella Galicia 0,0	HONDA	213,2	213,2	212,5	209,7	209,7	211,6	213,2
63	AZMAN, Syarifuddin	Sic Racing	HONDA	213,2	213,2	213,2	213,2	213,2	213,2	213,2
20	GARCÍA, José Julián	Sic58 Squadra Corse	HONDA	212,5	209,7	209,7	207,7	207,7	209,5	212,5
13	TAPIA, Marco	Leopard Impala Junior	HONDA	212,5	210,4	210,4	210,4	209,0	210,5	212,5
81	AGIUS, Senna	Sic58 Squadra Corse	HONDA	211,8	209,7	209,7	209,0	209,0	209,8	211,8
66	KELSO, Joel	Agr Team	KTM	211,8	211,8	210,4	209,0	207,7	210,1	211,8
29	VOIGHT, Harrison	Sic58 Squadra Corse	HONDA	211,1	210,4	210,4	210,4	209,0	210,3	211,1
70	WHATLEY, Joshua	Team Mta	KTM	210,4	207,0	205,1	204,4	203,8	206,1	210,4
38	SALVADOR, David	Tm Racing Factory	TM RACING	209,7	208,4	208,4	207,7	207,7	208,4	209,7
64	MUÑOZ, David	Avatel - Cardoso Racing	KTM	209,7	207,0	206,4	205,7	205,1	206,8	209,7
97	MORELLI, Marco	Avatel-Cardoso Racing	KTM	209,0	208,4	207,0	207,0	207,0	207,7	209,0
17	MUÑOZ, Daniel	Avatel - Cardoso Racing	KTM	209,0	208,4	207,7	207,0	205,7	207,6	209,0
77	VOLPI, Mattia	Agr Team	KTM	207,7	207,0	205,1	204,4	204,4	205,7	207,7
10	CARRARO, Nicola Fabio	Tm Racing Factory	TM RACING	207,0	206,4	205,7	203,8	203,8	205,3	207,0
48	PLANQUES, Gabin	Larresport	HONDA	205,7	204,4	204,4	204,4	203,8	204,5	205,7
57	NISHIMURA, Sho	Mt-Foundation 77	KTM	164,9					164,9	164,9
46	MOOR, Rossi Attila	Gazzolaracing	KTM							
69	FUSCO, Raffaele	Tm Racing Factory	TM RACING							







**Circuit Ricardo Tormo**

**19-20-21 NOVEMBER 2021**

Circuit Ricardo Tormo

Race 1 Moto3

**LISTADO DEL CUADRANTE**

	V1	V2	V3	V4	V5	V6	V7	V8	V9	V10	V11	V12	V13	V14	V15	V16	V17	V18
66 - KELSO, Joel	20	20	20	20	95	95	95	95	66	66	66	66	66	66	66	66	66	66
80 - ALONSO, David	26	26	95	95	20	20	66	66	20	20	20	80	80	80	80	80	80	80
24 - ORTOLÁ, Ivan	95	95	26	26	26	26	26	20	26	80	80	20	26	38	26	26	26	24
26 - OGDEN, Scott James	97	97	97	97	97	66	20	26	95	95	38	26	92	26	24	24	24	26
38 - SALVADOR, David	96	96	80	80	80	80	80	80	80	38	95	38	38	24	38	38	38	38
63 - AZMAN, Syarifuddin	38	24	96	92	66	97	92	92	38	26	26	92	24	20	20	63	63	63
20 - GARCÍA, José Julián	24	80	92	24	92	92	24	24	92	92	92	24	20	63	63	20	20	20
28 - BERTELLE, Matteo	80	92	38	66	24	24	38	38	24	24	24	63	63	96	96	96	58	28
96 - HOLLGADO, Daniel	92	38	24	96	38	38	97	17	96	96	96	96	96	28	54	58	96	96
54 - FERRÁNDEZ, Alberto	81	81	66	38	96	96	96	96	17	63	63	28	28	54	28	28	28	54
58 - LUNETTA, Luca	63	63	17	17	17	17	17	63	63	17	54	54	54	9	58	9	54	58
9 - VEJER, Collin	17	17	81	63	63	63	63	97	97	97	17	9	9	58	9	54	17	9
33 - BUASRI, Tatchakorn	29	66	63	81	81	81	81	81	81	81	28	58	58	33	17	17	9	33
81 - AGIUS, Senna	58	58	54	54	54	54	54	54	54	54	81	33	33	17	33	33	33	81
17 - MUÑOZ, Daniel	66	29	58	58	33	33	33	33	33	9	9	81	17	81	81	81	81	17
97 - MORELLI, Marco	33	54	33	33	58	9	9	9	33	58	17	81	97	97	97	97	97	97
27 - O'GORMAN, Casey	54	33	29	29	9	28	58	58	58	28	33	97	97	13	27	27	27	27
13 - TAPIA, Marco	28	27	27	9	28	58	28	28	58	97	13	13	27	13	13	13	13	13
64 - MUÑOZ, David	13	28	9	28	29	27	27	27	27	13	27	27	64	64	64	64	64	64
29 - VOIGHT, Harrison	27	13	28	32	27	29	13	13	13	13	27	64	64	29	29	29	29	29
31 - O'SHEA, Edward Andrew	32	9	13	27	32	13	29	29	29	29	29	29	29	31	31	31	31	31
10 - CARRARO, Nicola Fabio	70	32	32	13	13	64	64	64	64	64	64	31	31	10	10	10	10	10
48 - PLANQUES, Gabin	9	70	70	70	70	31	31	31	31	31	10	10	10	48	48	48	48	48
77 - VOLPI, Mattia	48	31	31	64	64	32P	10	10	10	10	10	77	48	77	77			
- RETIRADOS	31	48	48	31	31	31	70P	48	77	77	77	48	77P					
92 - MOREIRA, Diogo	10	10	64	10	10	10	48	77	48	48	48							
95 - RUEDA, Jose Antonio	77	64	10	48	48	48	77											
70 - WHATLEY, Joshua	57	77	77	77	77	77												
32 - MATSUYAMA, Takuma	64																	
57 - NISHIMURA, Sho	69																	
46 - MOOR, Rossi Attila	46																	
- NO PRESENTADO																		
69 - FUSCO, Raffaele																		

Presidente del Jurado

Director de Carrera

Cronometrador

