

FIM CEV REPSOL Circuit Ricardo Tormo Nov.21

19-20-21 NOVEMBER 2021

Laps: 18

Circuit Ricardo Tormo
Length: 4005 metros

Results

Race 2 Moto3

Pos.	N. Rider	Team	Motorcycle	Nat.	Laps	Time	Best Lap	iL	Gap	Interval	Speed	Pt. Cat.
1	96 HORGADO, Daniel	Aspar Team	GASGAS	SPA	18	30:31,293	01:40,841	4			141,72	25 M3
2	24 ORTOLÁ, Ivan	Team Mta	KTM	SPA	18	30:31,315	01:40,630	3	00:00,022	00:00,022	141,71	20 M3
3	38 SALVADOR, David	Tm Racing Factory	TM RACING	SPA	18	30:31,566	01:40,731	8	00:00,273	00:00,251	141,7	16 M3
4	28 BERTELLE, Matteo	Team Mta	KTM	ITA	18	30:33,209	01:40,832	8	00:01,916	00:01,643	141,57	13 M3
5	26 OGDEN, Scott James	Aspar Team	GASGAS	GBR	18	30:33,368	01:40,757	3	00:02,075	00:00,159	141,56	11 M3
6	66 KELSO, Joel	Agr Team	KTM	AUS	18	30:33,409	01:40,905	5	00:02,116	00:00,041	141,55	10 M3
7	63 AZMAN, Syarifuddin	Sic Racing	HONDA	MAL	18	30:33,443	01:40,998	13	00:02,150	00:00,034	141,55	9 M3
8	92 MOREIRA, Diogo	Team Estrella Galicia 0,0	HONDA	BRA	18	30:33,556	01:40,831	6	00:02,263	00:00,113	141,54	8 M3
9	80 ALONSO, David	Aspar Team	GASGAS	COL	18	30:33,873	01:40,639	9	00:02,580	00:00,317	141,52	7 M3
10	9 VEIJER, Collin	Ac Racing Team	HUSQVARNA	NED	18	30:37,219	01:41,069	12	00:05,926	00:03,346	141,26	6 M3
11	58 LUNETTA, Luca	Ac Racing Team	HUSQVARNA	ITA	18	30:37,522	01:40,941	12	00:06,229	00:00,303	141,24	5 M3
12	54 FERRÁNDEZ, Alberto	Mt-Foundation 77	KTM	SPA	18	30:37,528	01:41,001	6	00:06,235	00:00,006	141,24	4 M3
13	97 MORELLI, Marco	Avatel-Cardoso Racing	KTM	ARG	18	30:39,686	01:40,758	4	00:08,393	00:02,158	141,07	3 M3
14	32 MATSUYAMA, Takuma	Asia Talent Team	HONDA	JPN	18	30:40,080	01:41,171	17	00:08,787	00:00,394	141,04	2 M3
15	95 RUEDA, Jose Antonio	Team Estrella Galicia 0,0	HONDA	SPA	18	30:45,091	01:41,504	7	00:13,798	00:05,011	140,66	1 M3
16	81 AGIUS, Senna	Sic58 Squadra Corse	HONDA	AUS	18	30:46,712	01:41,334	5	00:15,419	00:01,621	140,53	M3
17	29 VOIGHT, Harrison	Sic58 Squadra Corse	HONDA	AUS	18	30:51,089	01:41,731	9	00:19,796	00:04,377	140,2	M3
18	27 O'GORMAN, Casey	Cuna De Campeones	KTM	IRL	18	30:57,318	01:41,976	9	00:26,025	00:06,229	139,73	M3
19	10 CARRARO, Nicola Fabio	Tm Racing Factory	TM RACING	ITA	18	30:57,448	01:41,992	9	00:26,155	00:00,130	139,72	M3
20	77 VOLPI, Mattia	Agr Team	KTM	ITA	18	31:13,393	01:42,744	8	00:42,100	00:15,945	138,53	M3
21	31 O'SHEA, Edward Andrew	British Talent Team	HONDA	GBR	18	31:13,572	01:42,605	6	00:42,279	00:00,179	138,52	M3
22	46 MOOR, Rossi Attila	Gazzolaracing	KTM	USA	18	31:13,938	01:43,050	6	00:42,645	00:00,366	138,49	M3
23	57 NISHIMURA, Sho	Mt-Foundation 77	KTM	JPN	18	31:50,653	01:41,685	9	01:19,360	00:36,715	135,83	M3
RETIRADOS												
.	64 MUÑOZ, David	Avatel - Cardoso Racing	KTM	SPA	17	28:50,194	01:40,674	9	-1 Lap	-1 Lap	141,66	M3
.	48 PLANQUES, Gabin	Larresport	HONDA	FRA	14	24:36,583	01:43,202	9	-4 Lap	-3 Lap	136,7	M3
.	13 TAPIA, Marco	Leopard Impala Junior	HONDA	SPA	10	17:26,517	01:42,517	4	-8 Lap	-4 Lap	137,77	M3
.	70 WHATLEY, Joshua	Team Mta	KTM	GBR	6	10:30,417	01:42,347	5	-12 Lap	-4 Lap	137,22	M3
.	33 BUASRI, Tatchakorn	Honda Racing Thailand	HONDA	THA	2	03:34,602	01:42,271	2	-16 Lap	-4 Lap	134,37	M3
.	17 MUÑOZ, Daniel	Avatel - Cardoso Racing	KTM	SPA	1	01:50,748	START		-17 Lap	-1 Lap	130,19	M3
.	20 GARCÍA, José Julián	Sic58 Squadra Corse	HONDA	SPA		00:30,703	START		-18 Lap	-1 Lap		M3

97 LONG LAP PENALTY FOR REPEATEDLY EXCEEDING TRAKC LIMITS - 3 SECONDS PENALTY

Best Lap: Rider 24 - ORTOLÁ, Ivan - Time: 01:40,630 at 143,28 Km/h

Circuit Ricardo Tormo

Final Official

Provisional Official

Length: 4005 Hour: 14:00:00

JURY:

Hour:

C.of the Course:

Hour: 21/11/2021

C.Timekeeper:

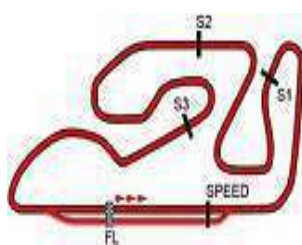
Hour: 14:42:05



HEADQUARTERS – Principe de Vergara, 183 – 28002 Madrid – Tel: +34 91 782 02 20

www.fimcevrepsol.com

Master Timing, Sport Timing Systems, cronometrajes.es - mastertiming.es by Eventronic www.eventronic.es 19FJAP63



Circuit Ricardo Tormo

FIM CEV REPSOL Circuit Ricardo Tormo Nov.21

ANALYSIS / SECTORS Race 2 Moto3

9		VEIJER, Collin		Ac Racing Team			
		NED		P.Vmax: 12 T. Ideal: 01:40,834			
Lap	Time	Sector 1	Sector 2	Sector 3	Sector 4	V.Max	Hour
1	FIRST LAP	00:32,679	00:28,040	00:23,511	00:27,724	170,08	14:02:57
2	01:42,464	00:24,500	00:26,976	00:23,326	00:27,662	212,46	14:04:40
3	01:41,903	00:24,160	00:26,912	00:23,200	00:27,631	208,36	14:06:22
4	01:41,671	00:24,045	00:26,843	00:23,147	00:27,636	207,03	14:08:03
5	01:41,509	00:24,001	00:26,806	00:23,101	00:27,601	211,07	14:09:45
6	01:41,079	00:23,876	00:26,682	00:23,009	00:27,512	207,03	14:11:26
7	01:41,279	00:23,939	00:26,559	00:23,121	00:27,660	211,76	14:13:07
8	01:41,560	00:24,034	00:26,687	00:23,115	00:27,724	212,46	14:14:49
9	01:41,550	00:23,997	00:26,653	00:23,190	00:27,710	205,06	14:16:30
10	01:41,331	00:23,952	00:26,674	00:23,122	00:27,583	205,06	14:18:12
11	01:41,416	00:23,858	00:26,660	00:23,241	00:27,657	206,37	14:19:53
12	01:41,069	00:23,968	00:26,568	00:23,005	00:27,528	206,37	14:21:34
13	01:41,378	00:23,918	00:26,636	00:23,194	00:27,630	210,39	14:23:16
14	01:41,445	00:23,852	00:26,678	00:23,186	00:27,729	207,03	14:24:57
15	01:41,373	00:23,878	00:26,800	00:23,174	00:27,521	207,03	14:26:38
16	01:41,422	00:23,805	00:26,749	00:23,211	00:27,657	209,03	14:28:20
17	01:41,588	00:24,005	00:26,629	00:23,178	00:27,776	205,71	14:30:01
18	01:41,228	00:23,758	00:26,696	00:23,160	00:27,614	211,07	14:31:43

10		CARRARO, Nicola Fabio		Tm Racing Factory			
		ITA		P.Vmax: 28 T. Ideal: 01:41,672			
Lap	Time	Sector 1	Sector 2	Sector 3	Sector 4	V.Max	Hour
1	FIRST LAP	00:33,331	00:27,975	00:24,127	00:28,178	170,53	14:02:59
2	01:43,331	00:24,425	00:27,087	00:23,608	00:28,211	204,42	14:04:42
3	01:42,561	00:24,229	00:26,894	00:23,461	00:27,977	202,50	14:06:25
4	01:42,004	00:24,065	00:26,822	00:23,348	00:27,769	202,50	14:08:07
5	01:42,379	00:24,309	00:26,736	00:23,369	00:27,965	205,71	14:09:49
6	01:42,184	00:24,168	00:26,770	00:23,287	00:27,959	202,50	14:11:31
7	01:42,335	00:24,075	00:26,735	00:23,475	00:28,050	203,13	14:13:14
8	01:42,428	00:24,108	00:26,799	00:23,541	00:27,980	202,50	14:14:56
9	01:41,992	00:23,905	00:26,784	00:23,401	00:27,902	202,50	14:16:38
10	01:42,499	00:23,918	00:26,711	00:23,543	00:28,327	202,50	14:18:21
11	01:42,646	00:23,969	00:26,929	00:23,636	00:28,112	202,50	14:20:03
12	01:42,742	00:24,015	00:26,926	00:23,681	00:28,120	201,24	14:21:46
13	01:42,596	00:24,072	00:26,768	00:23,661	00:28,095	200,62	14:23:29
14	01:42,920	00:24,077	00:26,818	00:23,835	00:28,190	203,13	14:25:12
15	01:42,958	00:24,050	00:26,954	00:23,885	00:28,069	201,24	14:26:55
16	01:42,742	00:23,973	00:26,918	00:23,716	00:28,135	201,24	14:28:37
17	01:42,568	00:24,003	00:26,885	00:23,576	00:28,104	203,13	14:30:20
18	01:42,952	00:23,957	00:27,069	00:23,785	00:28,141	204,42	14:32:03

13		TAPIA, Marco		Leopard Impala Junior			
		SPA		P.Vmax: 26 T. Ideal: 01:42,407			
Lap	Time	Sector 1	Sector 2	Sector 3	Sector 4	V.Max	Hour
1	FIRST LAP	00:32,859	00:28,313	00:23,966	00:27,922	165,73	14:02:58
2	01:42,872	00:24,373	00:26,877	00:23,727	00:27,895	207,69	14:04:41
3	01:42,999	00:24,164	00:27,042	00:23,697	00:28,096	207,69	14:06:24
4	01:42,517	00:24,159	00:26,793	00:23,633	00:27,932	206,37	14:08:07
5	01:42,930	00:24,487	00:26,937	00:23,569	00:27,937	207,03	14:09:50
6	01:42,813	00:24,193	00:26,866	00:23,576	00:28,178	205,06	14:11:33
7	01:42,720	00:24,227	00:26,805	00:23,564	00:28,124	201,87	14:13:15
8	01:42,968	00:24,155	00:26,929	00:23,743	00:28,141	201,24	14:14:58
9	01:43,097	00:24,194	00:26,968	00:23,746	00:28,189	202,50	14:16:41
10	PIT	00:24,290	00:27,144	00:23,694	00:35,413	200,62	14:18:32

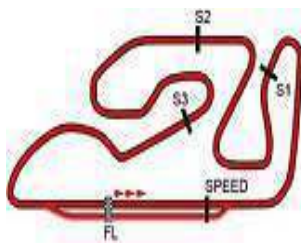
17		MUÑOZ, Daniel		Avatel - Cardoso Racing			
		SPA		P.Vmax: 29 T. Ideal: 01:50,748			
Lap	Time	Sector 1	Sector 2	Sector 3	Sector 4	V.Max	Hour
1	FIRST LAP	00:31,932	00:27,303	00:23,536	00:27,977	163,64	14:02:56

24		ORTOLÁ, Ivan		Team Mta			
		SPA		P.Vmax: 12 T. Ideal: 01:40,311			
Lap	Time	Sector 1	Sector 2	Sector 3	Sector 4	V.Max	Hour
1	FIRST LAP	00:31,347	00:26,984	00:23,201	00:27,602	164,89	14:02:54
2	01:40,951	00:23,836	00:26,508	00:23,069	00:27,538	207,03	14:04:35
3	01:40,630	00:23,762	00:26,404	00:23,146	00:27,318	209,03	14:06:16
4	01:40,761	00:23,687	00:26,436	00:23,121	00:27,517	211,76	14:07:57
5	01:40,888	00:23,624	00:26,548	00:23,207	00:27,509	207,03	14:09:38
6	01:41,058	00:23,749	00:26,610	00:23,197	00:27,502	205,06	14:11:19
7	01:41,145	00:23,761	00:26,632	00:23,173	00:27,579	205,71	14:13:00
8	01:41,201	00:23,817	00:26,598	00:23,232	00:27,554	206,37	14:14:41
9	01:41,592	00:23,760	00:26,738	00:23,325	00:27,769	207,03	14:16:23
10	01:41,584	00:23,837	00:26,778	00:23,319	00:27,650	205,71	14:18:04
11	01:41,788	00:23,841	00:26,951	00:23,391	00:27,605	207,03	14:19:46
12	01:41,754	00:23,888	00:26,845	00:23,329	00:27,692	212,46	14:21:28
13	01:41,754	00:23,807	00:26,757	00:23,351	00:27,839	210,39	14:23:10
14	01:42,062	00:24,228	00:26,640	00:23,378	00:27,816	201,24	14:24:52
15	01:40,918	00:23,520	00:26,564	00:23,136	00:27,698	209,71	14:26:33
16	01:41,403	00:23,770	00:26,760	00:23,304	00:27,569	205,71	14:28:14
17	01:41,468	00:23,704	00:26,827	00:23,334	00:27,603	207,69	14:29:55
18	01:41,224	00:23,755	00:26,708	00:23,146	00:27,615	209,71	14:31:37

26		OGDEN, Scott James		Aspar Team			
		GBR		P.Vmax: 9 T. Ideal: 01:40,633			
Lap	Time	Sector 1	Sector 2	Sector 3	Sector 4	V.Max	Hour
1	FIRST LAP	00:30,584	00:26,902	00:23,457	00:27,621	155,02	14:02:54
2	01:41,282	00:23,970	00:26,544	00:23,110	00:27,658	211,07	14:04:35
3	01:40,757	00:23,741	00:26,512	00:23,101	00:27,403	208,36	14:06:16
4	01:41,109	00:23,702	00:26,476	00:23,311	00:27,620	209,71	14:07:57
5	01:40,946	00:23,725	00:26,447	00:23,209	00:27,565	209,03	14:09:38
6	01:41,111	00:23,862	00:26,579	00:23,130	00:27,540	210,39	14:11:19
7	01:41,094	00:23,883	00:26,427	00:23,229	00:27,555	210,39	14:13:00
8	01:41,171	00:23,749	00:26,608	00:23,206	00:27,608	210,39	14:14:41
9	01:41,519	00:23,761	00:26,571	00:23,429	00:27,758	208,36	14:16:23
10	01:41,656	00:23,851	00:26,778	00:23,290	00:27,737	209,03	14:18:05
11	01:41,957	00:24,038	00:26,735	00:23,429	00:27,755	213,16	14:19:47
12	01:41,639	00:24,159	00:26,627	00:23,253	00:27,600	210,39	14:21:28
13	01:41,881	00:24,137	00:26,600	00:23,390	00:27,754	210,39	14:23:10
14	01:42,070	00:24,053	00:26,632	00:23,427	00:27,958	212,46	14:24:52
15	01:41,457	00:23,765	00:26,547	00:23,257	00:27,888	211,07	14:26:34
16	01:41,242	00:23,760	00:26,612	00:23,181	00:27,689	210,39	14:28:15
17	01:41,522	00:23,939	00:26,685	00:23,227	00:27,671	209,71	14:29:56
18	01:42,391	00:23,973	00:27,045	00:23,432	00:27,941	211,76	14:31:39

27		O'GORMAN, Casey		Cuna De Campeones			
		IRL		P.Vmax: 17 T. Ideal: 01:41,831			
Lap	Time	Sector 1	Sector 2	Sector 3	Sector 4	V.Max	Hour
1	FIRST LAP	00:32,746	00:28,080	00:23,880	00:27,864	169,19	14:02:58
2	01:42,921	00:24,219	00:27,099	00:23,785	00:27,818	211,07	14:04:41
3	01:43,017	00:24,171	00:27,187	00:23,753	00:27,906	208,36	14:06:24
4	01:42,723	00:24,201	00:26,866	00:23,612	00:28,044	205,06	14:08:07
5	01:42,330	00:24,286	00:26,792	00:23,390	00:27,862	206,37	14:09:49
6	01:42,201	00:24,126	00:26,752	00:23,471	00:27,852	203,13	14:11:31
7	01:42,394	00:24,102	00:26,800	00:23,483	00:28,009	203,13	14:13:14





Circuit Ricardo Tormo

FIM CEV REPSOL Circuit Ricardo Tormo Nov.21

ANALYSIS / SECTORS Race 2 Moto3

8	01:42,377	00:24,089	00:26,857	00:23,522	00:27,909	203,13	14:14:56
9	01:41,976	00:23,952	00:26,721	00:23,498	00:27,805	204,42	14:16:38
10	01:42,630	00:23,915	00:26,904	00:23,493	00:28,318	203,13	14:18:20
11	01:42,552	00:23,927	00:26,846	00:23,759	00:28,020	203,77	14:20:03
12	01:42,652	00:24,039	00:27,003	00:23,633	00:27,977	204,42	14:21:46
13	01:42,668	00:23,962	00:26,933	00:23,798	00:27,975	203,77	14:23:28
14	01:42,862	00:24,008	00:27,007	00:23,813	00:28,034	204,42	14:25:11
15	01:43,001	00:24,231	00:26,995	00:23,805	00:27,970	202,50	14:26:54
16	01:42,667	00:23,983	00:27,008	00:23,682	00:27,994	202,50	14:28:37
17	01:42,742	00:24,109	00:27,039	00:23,549	00:28,045	204,42	14:30:20
18	01:43,035	00:24,040	00:27,099	00:23,806	00:28,090	205,71	14:32:03

1	FIRST LAP	00:33,001	00:28,143	00:24,065	00:28,041	173,73	14:02:59
2	01:44,700	00:24,589	00:27,327	00:23,971	00:28,813	214,57	14:04:43
3	01:43,844	00:24,481	00:27,381	00:23,686	00:28,296	206,37	14:06:27
4	01:44,232	00:24,649	00:27,593	00:23,700	00:28,290	207,03	14:08:11
5	01:42,955	00:24,326	00:26,845	00:23,811	00:27,973	209,71	14:09:54
6	01:42,605	00:24,206	00:26,843	00:23,548	00:28,008	207,69	14:11:37
7	01:43,059	00:24,323	00:26,985	00:23,573	00:28,178	207,03	14:13:20
8	01:43,537	00:24,367	00:27,173	00:23,764	00:28,233	205,71	14:15:04
9	01:43,367	00:24,327	00:27,128	00:23,735	00:28,177	206,37	14:16:47
10	01:43,235	00:24,343	00:27,031	00:23,739	00:28,122	205,71	14:18:30
11	01:43,623	00:24,349	00:27,193	00:23,838	00:28,243	205,71	14:20:14
12	01:43,715	00:24,489	00:27,226	00:23,861	00:28,139	205,06	14:21:57
13	01:43,414	00:24,234	00:27,230	00:23,749	00:28,201	205,71	14:23:41
14	01:43,725	00:24,396	00:27,167	00:23,878	00:28,284	205,06	14:25:25
15	01:43,953	00:24,541	00:27,209	00:23,849	00:28,354	204,42	14:27:09
16	01:44,021	00:24,380	00:27,483	00:23,939	00:28,219	205,06	14:28:53
17	01:43,230	00:24,385	00:27,084	00:23,809	00:27,952	207,69	14:30:36
18	01:43,107	00:24,219	00:26,959	00:23,801	00:28,128	207,69	14:32:19

28	BERTELLE, Matteo	Team Mta					
	ITA	P.Vmax: 6			T. Ideal: 01:40,603		
Lap Time	Sector 1	Sector 2	Sector 3	Sector 4	V.Max	Hour	
1	FIRST LAP	00:32,586	00:27,887	00:23,439	00:27,961	156,90	14:02:57
2	01:41,923	00:24,198	00:26,821	00:23,372	00:27,532	210,39	14:04:39
3	01:41,593	00:24,064	00:26,611	00:23,274	00:27,644	213,86	14:06:21
4	01:41,109	00:23,865	00:26,545	00:23,145	00:27,554	209,03	14:08:02
5	01:41,140	00:23,921	00:26,627	00:23,121	00:27,471	209,71	14:09:43
6	01:41,005	00:23,875	00:26,621	00:23,042	00:27,467	211,07	14:11:24
7	01:40,898	00:23,851	00:26,451	00:23,084	00:27,512	211,76	14:13:05
8	01:40,832	00:23,646	00:26,479	00:23,114	00:27,593	211,76	14:14:46
9	01:40,906	00:23,644	00:26,538	00:23,155	00:27,569	207,03	14:16:27
10	01:40,939	00:23,709	00:26,509	00:23,100	00:27,621	209,03	14:18:08
11	01:41,070	00:23,643	00:26,627	00:23,081	00:27,719	207,69	14:19:49
12	01:41,079	00:23,792	00:26,641	00:23,081	00:27,565	205,71	14:21:30
13	01:41,087	00:23,764	00:26,580	00:23,099	00:27,644	205,71	14:23:11
14	01:41,433	00:23,694	00:26,721	00:23,169	00:27,849	208,36	14:24:52
15	01:41,185	00:23,773	00:26,607	00:23,180	00:27,625	210,39	14:26:33
16	01:41,161	00:23,711	00:26,703	00:23,108	00:27,639	207,03	14:28:15
17	01:41,548	00:24,020	00:26,676	00:23,238	00:27,614	207,69	14:29:56
18	01:42,428	00:24,118	00:27,042	00:23,328	00:27,940	209,03	14:31:39

32	MATSUYAMA, Takuma	Asia Talent Team					
	JPN	P.Vmax: 3			T. Ideal: 01:41,061		
Lap Time	Sector 1	Sector 2	Sector 3	Sector 4	V.Max	Hour	
1	FIRST LAP	00:32,215	00:27,438	00:23,574	00:28,298	167,01	14:02:57
2	01:42,185	00:24,103	00:26,660	00:23,622	00:27,800	209,71	14:04:39
3	01:41,991	00:24,290	00:26,611	00:23,298	00:27,792	210,39	14:06:21
4	01:41,532	00:24,008	00:26,565	00:23,159	00:27,800	211,07	14:08:03
5	01:41,597	00:24,031	00:26,612	00:23,173	00:27,781	208,36	14:09:44
6	01:41,632	00:24,097	00:26,575	00:23,231	00:27,729	206,37	14:11:26
7	01:41,356	00:23,918	00:26,510	00:23,149	00:27,779	207,03	14:13:07
8	01:41,726	00:23,953	00:26,616	00:23,189	00:27,968	210,39	14:14:49
9	01:41,595	00:24,094	00:26,564	00:23,278	00:27,659	209,03	14:16:30
10	01:41,569	00:24,003	00:26,609	00:23,254	00:27,703	209,71	14:18:12
11	01:41,265	00:23,829	00:26,549	00:23,229	00:27,658	209,03	14:19:53
12	01:41,333	00:23,882	00:26,573	00:23,197	00:27,681	209,03	14:21:35
13	01:41,749	00:24,035	00:26,641	00:23,172	00:27,901	207,69	14:23:16
14	01:41,649	00:23,990	00:26,605	00:23,214	00:27,840	214,57	14:24:58
15	01:41,393	00:23,968	00:26,603	00:23,229	00:27,593	209,71	14:26:39
16	01:41,483	00:23,932	00:26,563	00:23,265	00:27,723	209,03	14:28:21
17	01:41,171	00:23,862	00:26,521	00:23,129	00:27,659	209,71	14:30:02
18	01:43,329	00:24,082	00:27,023	00:23,785	00:28,439	210,39	14:31:45

29	VOIGHT, Harrison	Sic58 Squadra Corse					
	AUS	P.Vmax: 20			T. Ideal: 01:41,572		
Lap Time	Sector 1	Sector 2	Sector 3	Sector 4	V.Max	Hour	
1	FIRST LAP	00:31,536	00:27,393	00:23,466	00:27,850	159,61	14:02:56
2	01:42,564	00:24,466	00:26,914	00:23,234	00:27,950	207,69	14:04:38
3	01:42,765	00:24,354	00:27,033	00:23,342	00:28,036	208,36	14:06:21
4	01:42,302	00:24,282	00:26,885	00:23,256	00:27,879	210,39	14:08:03
5	01:42,329	00:24,314	00:26,891	00:23,313	00:27,811	209,03	14:09:46
6	01:42,468	00:23,896	00:26,861	00:23,488	00:28,223	209,03	14:11:28
7	01:42,106	00:23,955	00:26,894	00:23,318	00:27,939	209,03	14:13:10
8	01:41,831	00:23,924	00:26,762	00:23,260	00:27,885	207,03	14:14:52
9	01:41,731	00:23,770	00:26,757	00:23,324	00:27,880	205,71	14:16:34
10	01:42,307	00:24,068	00:26,895	00:23,331	00:28,013	207,69	14:18:16
11	01:42,278	00:23,826	00:26,935	00:23,436	00:28,081	206,37	14:19:58
12	01:42,157	00:23,816	00:26,984	00:23,430	00:27,927	206,37	14:21:40
13	01:42,694	00:23,937	00:26,998	00:23,582	00:28,177	205,71	14:23:23
14	01:42,402	00:23,801	00:26,950	00:23,559	00:28,092	205,71	14:25:06
15	01:42,214	00:23,777	00:26,999	00:23,460	00:27,978	205,71	14:26:48
16	01:42,781	00:24,021	00:27,039	00:23,554	00:28,167	205,71	14:28:31
17	01:42,506	00:23,976	00:27,040	00:23,375	00:28,115	206,37	14:30:13
18	01:43,409	00:24,034	00:27,227	00:23,878	00:28,270	206,37	14:31:56

33	BUASRI, Tatchakorn	Honda Racing Thailand					
	THA	P.Vmax: 1			T. Ideal: 01:42,271		
Lap Time	Sector 1	Sector 2	Sector 3	Sector 4	V.Max	Hour	
1	FIRST LAP	00:32,571	00:28,126	00:23,756	00:27,878	172,80	14:02:58
2	01:42,271	00:24,230	00:26,959	00:23,441	00:27,641	216,72	14:04:40

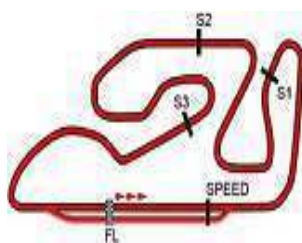
38	SALVADOR, David	Tm Racing Factory					
	SPA	P.Vmax: 23			T. Ideal: 01:40,600		
Lap Time	Sector 1	Sector 2	Sector 3	Sector 4	V.Max	Hour	
1	FIRST LAP	00:31,608	00:26,997	00:23,451	00:27,690	159,21	14:02:55
2	01:41,626	00:24,015	00:26,701	00:23,223	00:27,687	205,71	14:04:37
3	01:41,236	00:23,896	00:26,535	00:23,100	00:27,705	208,36	14:06:18
4	01:41,308	00:24,075	00:26,578	00:23,090	00:27,565	203,77	14:07:59
5	01:41,178	00:23,854	00:26,560	00:23,255	00:27,509	207,69	14:09:40
6	01:40,889	00:23,745	00:26,446	00:23,163	00:27,535	206,37	14:11:21
7	01:40,820	00:23,804	00:26,378	00:23,049	00:27,589	206,37	14:13:02
8	01:40,731	00:23,665	00:26,402	00:23,137	00:27,527	206,37	14:14:43
9	01:40,875	00:23,695	00:26,477	00:23,163	00:27,540	207,03	14:16:24

31	O'SHEA, Edward Andrew	British Talent Team				
	GBR	P.Vmax: 3			T. Ideal: 01:42,549	
Lap Time	Sector 1	Sector 2	Sector 3	Sector 4	V.Max	Hour



HEADQUARTERS - Principe de Vergara, 183 - 28002 Madrid - Tel: +34 91 782 02 20

www.fimcevrepsol.com



Circuit Ricardo Tormo

FIM CEV REPSOL Circuit Ricardo Tormo Nov.21

ANALYSIS / SECTORS Race 2 Moto3

10	01:41,125	00:23,765	00:26,435	00:23,335	00:27,590	205,06	14:18:05	7	01:41,351	00:23,794	00:26,494	00:23,316	00:27,747	211,07	14:13:05
11	01:41,567	00:23,839	00:26,683	00:23,478	00:27,567	205,71	14:19:46	8	01:41,378	00:23,793	00:26,580	00:23,284	00:27,721	209,03	14:14:47
12	01:41,515	00:24,010	00:26,553	00:23,266	00:27,686	204,42	14:21:28	9	01:41,343	00:23,756	00:26,581	00:23,223	00:27,783	208,36	14:16:28
13	01:42,004	00:24,126	00:26,649	00:23,386	00:27,843	205,71	14:23:10	10	01:41,510	00:23,746	00:26,610	00:23,331	00:27,823	206,37	14:18:09
14	01:41,923	00:24,020	00:26,582	00:23,436	00:27,885	205,71	14:24:52	11	01:41,609	00:23,735	00:26,617	00:23,365	00:27,892	206,37	14:19:51
15	01:41,175	00:23,797	00:26,531	00:23,254	00:27,593	207,69	14:26:33	12	01:41,771	00:23,978	00:26,662	00:23,341	00:27,790	205,06	14:21:33
16	01:41,073	00:23,706	00:26,511	00:23,258	00:27,598	205,71	14:28:14	13	01:41,763	00:23,788	00:26,691	00:23,389	00:27,895	205,06	14:23:15
17	01:41,268	00:23,664	00:26,826	00:23,114	00:27,664	209,03	14:29:55	14	01:41,921	00:23,831	00:26,746	00:23,392	00:27,952	204,42	14:24:56
18	01:41,507	00:23,963	00:26,639	00:23,159	00:27,746	203,13	14:31:37	15	01:41,766	00:23,721	00:26,806	00:23,409	00:27,830	203,77	14:26:38

46	MOOR, Rossi Attila	Gazzolaracing					
USA		P.Vmax: 27		T. Ideal: 01:42,771			
Lap	Time	Sector 1	Sector 2	Sector 3	Sector 4	V.Max	Hour
1	FIRST LAP	00:33,796	00:28,050	00:24,136	00:28,565	168,31	14:03:00
2	01:44,531	00:24,868	00:27,398	00:23,839	00:28,426	202,50	14:04:44
3	01:43,896	00:24,461	00:27,297	00:23,872	00:28,266	203,77	14:06:28
4	01:43,656	00:24,344	00:27,216	00:23,784	00:28,312	198,77	14:08:12
5	01:43,430	00:24,280	00:27,153	00:23,812	00:28,185	201,24	14:09:55
6	01:43,050	00:24,193	00:27,027	00:23,607	00:28,223	203,13	14:11:38
7	01:43,415	00:24,197	00:27,148	00:23,782	00:28,288	207,03	14:13:22
8	01:43,316	00:24,308	00:27,037	00:23,767	00:28,204	198,77	14:15:05
9	01:43,237	00:24,201	00:27,000	00:23,731	00:28,305	199,38	14:16:48
10	01:43,192	00:24,342	00:27,081	00:23,615	00:28,154	198,17	14:18:32
11	01:43,748	00:24,288	00:27,180	00:23,921	00:28,359	203,13	14:20:15
12	01:44,215	00:24,462	00:27,100	00:23,820	00:28,833	201,24	14:22:00
13	01:43,363	00:24,349	00:27,019	00:23,707	00:28,288	201,24	14:23:43
14	01:43,300	00:24,115	00:27,081	00:23,761	00:28,343	199,38	14:25:26
15	01:43,254	00:24,204	00:27,097	00:23,626	00:28,327	196,96	14:27:10
16	01:43,217	00:24,134	00:27,077	00:23,793	00:28,213	197,56	14:28:53
17	01:43,137	00:24,151	00:26,895	00:23,835	00:28,256	202,50	14:30:36
18	01:43,434	00:24,367	00:27,096	00:23,747	00:28,224	204,42	14:32:19

48	PLANQUES, Gabin	Larresport					
FRA		P.Vmax: 21		T. Ideal: 01:43,054			
Lap	Time	Sector 1	Sector 2	Sector 3	Sector 4	V.Max	Hour
1	FIRST LAP	00:33,584	00:27,907	00:24,176	00:28,425	170,98	14:02:59
2	01:44,117	00:24,860	00:27,342	00:23,659	00:28,256	206,37	14:04:44
3	01:44,031	00:24,536	00:27,370	00:23,832	00:28,293	207,69	14:06:28
4	01:43,995	00:24,451	00:27,831	00:23,609	00:28,104	209,71	14:08:12
5	01:43,232	00:24,397	00:27,177	00:23,581	00:28,077	208,36	14:09:55
6	01:43,258	00:24,312	00:27,144	00:23,610	00:28,192	205,06	14:11:38
7	01:43,349	00:24,321	00:27,180	00:23,559	00:28,289	203,77	14:13:21
8	01:43,312	00:24,389	00:27,151	00:23,568	00:28,204	203,13	14:15:05
9	01:43,202	00:24,274	00:27,173	00:23,623	00:28,132	203,77	14:16:48
10	01:43,482	00:24,349	00:27,192	00:23,683	00:28,258	203,77	14:18:31
11	01:44,168	00:24,635	00:27,265	00:23,861	00:28,407	203,13	14:20:16
12	01:43,977	00:24,651	00:27,208	00:23,833	00:28,285	198,77	14:22:00
13	01:44,872	00:24,588	00:27,371	00:24,240	00:28,673	204,42	14:23:44
14	PIT	00:25,053	00:28,785	00:25,648	00:38,010	203,13	14:25:42

54	FERRÁNDEZ, Alberto	Mt-Foundation 77					
SPA		P.Vmax: 1		T. Ideal: 01:40,810			
Lap	Time	Sector 1	Sector 2	Sector 3	Sector 4	V.Max	Hour
1	FIRST LAP	00:32,116	00:27,605	00:23,598	00:27,667	170,53	14:02:56
2	01:42,050	00:24,140	00:26,744	00:23,525	00:27,641	216,72	14:04:38
3	01:41,638	00:23,993	00:26,726	00:23,181	00:27,738	212,46	14:06:20
4	01:41,515	00:23,834	00:26,688	00:23,229	00:27,764	211,07	14:08:02
5	01:41,293	00:23,943	00:26,612	00:23,199	00:27,539	204,42	14:09:43
6	01:41,001	00:23,782	00:26,505	00:23,127	00:27,587	209,03	14:11:24

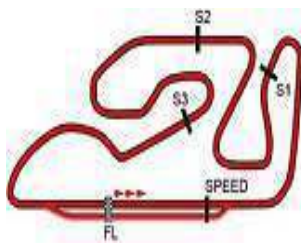
57	NISHIMURA, Sho	Mt-Foundation 77					
JPN		P.Vmax: 15		T. Ideal: 01:41,440			
Lap	Time	Sector 1	Sector 2	Sector 3	Sector 4	V.Max	Hour
1	FIRST LAP	00:32,388	00:27,757	00:23,779	00:28,304	165,31	14:02:58
2	01:42,934	00:24,399	00:27,324	00:23,494	00:27,717	211,76	14:04:41
3	01:46,904	00:24,360	00:30,272	00:23,879	00:28,393	208,36	14:06:27
4	01:43,591	00:24,399	00:27,455	00:23,596	00:28,141	206,37	14:08:11
5	01:42,537	00:24,254	00:26,932	00:23,392	00:27,959	203,13	14:09:54
6	01:42,044	00:24,022	00:26,809	00:23,234	00:27,979	203,13	14:11:36
7	01:42,249	00:24,039	00:26,895	00:23,377	00:27,938	203,13	14:13:18
8	01:41,854	00:23,891	00:26,868	00:23,233	00:27,862	202,50	14:15:00
9	01:41,685	00:23,713	00:26,777	00:23,368	00:27,827	204,42	14:16:41
10	01:41,989	00:23,801	00:26,913	00:23,341	00:27,934	205,71	14:18:23
11	02:26,612	00:23,731	01:07,495	00:26,100	00:29,286	203,77	14:20:50
12	01:44,860	00:24,895	00:27,780	00:23,887	00:28,298	196,36	14:22:35
13	01:43,318	00:24,262	00:27,245	00:23,489	00:28,322	198,77	14:24:18
14	01:43,615	00:24,301	00:27,436	00:23,598	00:28,280	199,38	14:26:02
15	01:42,931	00:24,207	00:27,173	00:23,478	00:28,073	199,38	14:27:45
16	01:42,994	00:24,177	00:27,044	00:23,496	00:28,277	198,77	14:29:28
17	01:43,969	00:24,257	00:27,222	00:23,901	00:28,589	198,17	14:31:12
18	01:44,339	00:24,368	00:27,406	00:23,912	00:28,653	198,17	14:32:56

58	LUNETTA, Luca	Ac Racing Team					
ITA		P.Vmax: 6		T. Ideal: 01:40,776			
Lap	Time	Sector 1	Sector 2	Sector 3	Sector 4	V.Max	Hour
1	FIRST LAP	00:32,358	00:27,686	00:23,663	00:27,879	170,98	14:02:57
2	01:42,895	00:24,609	00:27,067	00:23,324	00:27,895	213,86	14:04:40
3	01:42,661	00:24,412	00:26,952	00:23,373	00:27,924	213,16	14:06:22
4	01:42,024	00:24,000	00:26,956	00:23,301	00:27,767	207,03	14:08:05
5	01:41,652	00:23,955	00:26,781	00:23,223	00:27,693	207,69	14:09:46
6	01:41,500	00:23,914	00:26,643	00:23,206	00:27,737	209,03	14:11:28
7	01:41,371	00:23,785	00:26,641	00:23,180	00:27,765	205,71	14:13:09
8	01:41,358	00:23,902	00:26,632	00:23,154	00:27,670	205,71	14:14:50
9	01:41,336	00:23,829	00:26,577	00:23,260	00:27,670	207,03	14:16:32
10	01:41,251	00:23,812	00:26,566	00:23,189	00:27,684	207,69	14:18:13
11	01:41,205	00:23,748	00:26,471	00:23,260	00:27,726	209,03	14:19:54
12	01:40,941	00:23,702	00:26,538	00:23,195	00:27,506	208,36	14:21:35
13	01:41,112	00:23,710	00:26,613	00:23,223	00:27,566	207,69	14:23:16
14	01:41,656	00:23,810	00:26,693	00:23,294	00:27,859	208,36	14:24:58
15	01:41,258	00:23,817	00:26,565	00:23,243	00:27,633	207,69	14:26:39
16	01:41,515	00:23,843	00:26,741	00:23,303	00:27,628	207,69	14:28:21
17	01:41,193	00:23,757	00:26,540	00:23,152	00:27,744	207,69	14:30:02
18	01:41,008	00:23,647	00:26,529	00:23,270	00:27,562	210,39	14:31:43



HEADQUARTERS - Príncipe de Vergara, 183 - 28002 Madrid - Tel: +34 91 782 02 20

www.fimcevrepsol.com



Circuit Ricardo Tormo

FIM CEV REPSOL Circuit Ricardo Tormo Nov.21

ANALYSIS / SECTORS Race 2 Moto3

63		AZMAN, Syarifuddin MAL		Sic Racing			
				P.Vmax: 6		T. Ideal: 01:40,693	
Lap	Time	Sector 1	Sector 2	Sector 3	Sector 4	V.Max	Hour
1	FIRST LAP	00:31,681	00:27,367	00:23,577	00:27,651	163,22	14:02:56
2	01:41,267	00:23,821	00:26,578	00:23,209	00:27,659	211,07	14:04:37
3	01:41,754	00:24,352	00:26,720	00:23,099	00:27,583	208,36	14:06:19
4	01:41,472	00:23,872	00:26,635	00:23,199	00:27,766	209,71	14:08:00
5	01:41,148	00:23,748	00:26,560	00:23,077	00:27,763	212,46	14:09:41
6	01:41,236	00:23,819	00:26,616	00:23,083	00:27,718	205,71	14:11:23
7	01:41,014	00:23,738	00:26,562	00:23,016	00:27,698	207,03	14:13:04
8	01:41,179	00:23,753	00:26,571	00:23,150	00:27,705	206,37	14:14:45
9	01:41,570	00:23,823	00:26,649	00:23,205	00:27,893	205,06	14:16:26
10	01:41,529	00:23,863	00:26,596	00:23,414	00:27,656	205,71	14:18:08
11	01:41,157	00:23,835	00:26,439	00:23,197	00:27,686	210,39	14:19:49
12	01:41,189	00:23,797	00:26,533	00:23,199	00:27,660	209,71	14:21:30
13	01:40,998	00:23,655	00:26,536	00:23,216	00:27,591	210,39	14:23:11
14	01:41,590	00:23,703	00:26,621	00:23,326	00:27,940	213,16	14:24:53
15	01:41,170	00:23,738	00:26,589	00:23,071	00:27,772	213,86	14:26:34
16	01:41,082	00:23,706	00:26,504	00:23,167	00:27,705	208,36	14:28:15
17	01:41,502	00:23,920	00:26,617	00:23,268	00:27,697	211,76	14:29:56
18	01:42,310	00:23,889	00:27,016	00:23,473	00:27,932	213,16	14:31:39

64		MUÑOZ, David SPA		Avatel - Cardoso Racing			
				P.Vmax: 15		T. Ideal: 01:40,482	
Lap	Time	Sector 1	Sector 2	Sector 3	Sector 4	V.Max	Hour
1	FIRST LAP	00:31,233	00:27,161	00:23,497	00:27,441	159,21	14:02:55
2	01:41,546	00:24,001	00:26,554	00:23,344	00:27,647	207,69	14:04:36
3	01:41,142	00:23,884	00:26,547	00:23,086	00:27,625	203,13	14:06:17
4	01:41,774	00:23,995	00:26,649	00:23,378	00:27,752	202,50	14:07:59
5	01:41,110	00:23,816	00:26,559	00:23,307	00:27,428	208,36	14:09:40
6	01:40,843	00:23,663	00:26,505	00:23,208	00:27,467	208,36	14:11:21
7	01:40,855	00:23,646	00:26,503	00:23,124	00:27,582	208,36	14:13:02
8	01:40,716	00:23,635	00:26,465	00:23,133	00:27,483	208,36	14:14:43
9	01:40,674	00:23,670	00:26,333	00:23,176	00:27,495	210,39	14:16:23
10	01:41,327	00:23,801	00:26,566	00:23,400	00:27,560	203,13	14:18:05
11	01:41,479	00:23,783	00:26,750	00:23,381	00:27,565	209,71	14:19:46
12	01:41,855	00:23,948	00:26,818	00:23,451	00:27,638	211,76	14:21:28
13	01:41,569	00:23,996	00:26,528	00:23,363	00:27,682	205,71	14:23:10
14	01:42,177	00:24,156	00:26,568	00:23,495	00:27,958	203,77	14:24:52
15	01:40,955	00:23,695	00:26,459	00:23,144	00:27,657	209,03	14:26:33
16	01:41,500	00:23,767	00:26,716	00:23,458	00:27,559	207,03	14:28:14
17	01:41,340	00:23,766	00:26,742	00:23,252	00:27,580	211,07	14:29:56

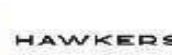
66		KELSO, Joel AUS		Agr Team			
				P.Vmax: 12		T. Ideal: 01:40,617	
Lap	Time	Sector 1	Sector 2	Sector 3	Sector 4	V.Max	Hour
1	FIRST LAP	00:33,207	00:27,809	00:23,587	00:27,485	171,43	14:02:57
2	01:41,518	00:24,202	00:26,647	00:23,095	00:27,574	211,76	14:04:39
3	01:41,610	00:23,861	00:26,810	00:23,330	00:27,609	207,03	14:06:21
4	01:40,910	00:23,790	00:26,455	00:23,136	00:27,529	206,37	14:08:01
5	01:40,905	00:23,798	00:26,453	00:23,060	00:27,594	205,06	14:09:42
6	01:40,971	00:23,788	00:26,448	00:23,135	00:27,600	204,42	14:11:23
7	01:40,924	00:23,657	00:26,482	00:23,111	00:27,674	207,69	14:13:04
8	01:41,138	00:23,734	00:26,612	00:23,186	00:27,606	203,77	14:14:45
9	01:40,921	00:23,749	00:26,497	00:23,104	00:27,571	203,77	14:16:26
10	01:41,164	00:23,624	00:26,621	00:23,192	00:27,727	209,71	14:18:08
11	01:41,315	00:23,907	00:26,564	00:23,135	00:27,709	203,77	14:19:49
12	01:41,046	00:23,802	00:26,579	00:23,141	00:27,524	206,37	14:21:30

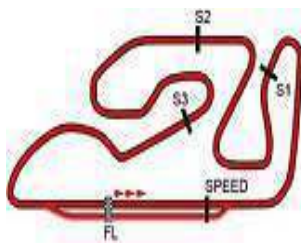
13	01:41,119	00:23,741	00:26,594	00:23,158	00:27,626	208,36	14:23:11
14	01:41,474	00:23,645	00:26,724	00:23,224	00:27,881	209,71	14:24:52
15	01:41,471	00:23,725	00:26,566	00:23,190	00:27,990	206,37	14:26:34
16	01:41,139	00:23,865	00:26,511	00:23,143	00:27,620	204,42	14:28:15
17	01:41,555	00:24,015	00:26,634	00:23,264	00:27,642	212,46	14:29:57
18	01:42,141	00:24,003	00:26,949	00:23,558	00:27,631	211,07	14:31:39

70		WHATLEY, Joshua GBR		Team Mta			
				P.Vmax: 21		T. Ideal: 01:42,095	
Lap	Time	Sector 1	Sector 2	Sector 3	Sector 4	V.Max	Hour
1	FIRST LAP	00:33,073	00:27,911	00:23,964	00:27,861	169,19	14:02:58
2	01:42,843	00:24,378	00:26,916	00:23,781	00:27,768	209,71	14:04:41
3	01:43,071	00:24,145	00:27,214	00:23,587	00:28,125	209,71	14:06:24
4	01:42,460	00:24,157	00:26,798	00:23,655	00:27,850	207,03	14:08:07
5	01:42,347	00:24,184	00:26,783	00:23,408	00:27,972	204,42	14:09:49
6	PIT	00:24,673	00:26,819	00:23,399	00:31,996	200,62	14:11:36

77		VOLPI, Mattia ITA		Agr Team			
				P.Vmax: 24		T. Ideal: 01:42,438	
Lap	Time	Sector 1	Sector 2	Sector 3	Sector 4	V.Max	Hour
1	FIRST LAP	00:33,895	00:28,055	00:24,249	00:28,417	172,34	14:03:00
2	01:46,610	00:24,865	00:27,375	00:26,025	00:28,345	205,06	14:04:47
3	01:44,082	00:24,860	00:27,211	00:23,768	00:28,243	202,50	14:06:31
4	01:43,462	00:24,528	00:27,127	00:23,651	00:28,156	202,50	14:08:14
5	01:43,199	00:24,513	00:26,982	00:23,551	00:28,153	202,50	14:09:57
6	01:42,861	00:24,319	00:26,994	00:23,457	00:28,091	201,87	14:11:40
7	01:42,773	00:24,332	00:26,818	00:23,468	00:28,155	202,50	14:13:23
8	01:42,744	00:24,295	00:26,867	00:23,584	00:27,998	202,50	14:15:06
9	01:42,906	00:24,288	00:26,960	00:23,576	00:28,082	205,06	14:16:49
10	01:43,191	00:24,278	00:27,035	00:23,697	00:28,181	207,03	14:18:32
11	01:43,756	00:24,488	00:27,205	00:23,836	00:28,227	208,36	14:20:16
12	01:43,649	00:24,410	00:27,063	00:23,835	00:28,341	204,42	14:21:59
13	01:42,851	00:24,281	00:26,832	00:23,500	00:28,238	200,00	14:23:42
14	01:42,832	00:24,165	00:26,943	00:23,530	00:28,194	203,13	14:25:25
15	01:43,717	00:24,419	00:27,265	00:23,758	00:28,275	201,87	14:27:09
16	01:43,626	00:24,496	00:27,244	00:23,700	00:28,186	201,87	14:28:52
17	01:43,275	00:24,266	00:27,021	00:23,735	00:28,253	200,62	14:30:36
18	01:43,243	00:24,307	00:27,056	00:23,654	00:28,226	200,62	14:32:19

80		ALONSO, David COL		Aspar Team			
				P.Vmax: 9		T. Ideal: 01:40,440	
Lap	Time	Sector 1	Sector 2	Sector 3	Sector 4	V.Max	Hour
1	FIRST LAP	00:31,791	00:27,448	00:23,598	00:27,508	160,79	14:02:56
2	01:41,240	00:23,987	00:26,582	00:23,155	00:27,516	213,16	14:04:37
3	01:41,222	00:24,186	00:26,569	00:23,050	00:27,417	211,07	14:06:18
4	01:40,906	00:23,737	00:26,541	00:23,096	00:27,532	213,16	14:07:59
5	01:41,087	00:23,734	00:26,617	00:23,202	00:27,534	207,03	14:09:40
6	01:40,847	00:23,575	00:26,600	00:23,098	00:27,574	207,03	14:11:21
7	01:40,854	00:23,590	00:26,553	00:23,091	00:27,620	207,69	14:13:02
8	01:40,754	00:23,515	00:26,533	00:23,160	00:27,546	206,37	14:14:43
9	01:40,639	00:23,505	00:26,468	00:23,120	00:27,546	209,03	14:16:23
10	01:41,236	00:23,739	00:26,587	00:23,376	00:27,534	209,03	14:18:04
11	01:41,542	00:23,828	00:26,688	00:23,360	00:27,666	211,76	14:19:46
12	01:41,647	00:23,853	00:26,794	00:23,310	00:27,690	210,39	14:21:28
13	01:41,976	00:23,851	00:26,785	00:23,334	00:28,006	204,42	14:23:10
14	01:41,944	00:23,879	00:26,818	00:23,445	00:27,802	208,36	14:24:52
15	01:41,271	00:23,934	00:26,470	00:23,247	00:27,620	208,36	14:26:33
16	01:41,708	00:23,801	00:26,750	00:23,433	00:27,724	210,39	14:28:15
17	01:41,266	00:23,903	00:26,601	00:23,169	00:27,593	205,06	14:29:56





Circuit Ricardo Tormo

FIM CEV REPSOL Circuit Ricardo Tormo Nov.21

ANALYSIS / SECTORS Race 2 Moto3

18	01:43,389	00:24,995	00:27,483	00:23,301	00:27,610	210,39	14:31:39
81	AGIUS, Senna		Sic58 Squadra Corse				
	AUS	P.Vmax: 17		T. Ideal: 01:41,167			
Lap	Time	Sector 1	Sector 2	Sector 3	Sector 4	V.Max	Hour
1	FIRST LAP	00:32,031	00:27,436	00:23,618	00:27,811	165,73	14:02:56
2	01:42,338	00:24,374	00:26,733	00:23,641	00:27,590	211,07	14:04:39
3	01:41,531	00:24,076	00:26,553	00:23,244	00:27,658	209,71	14:06:20
4	01:41,976	00:24,067	00:26,729	00:23,492	00:27,688	211,07	14:08:02
5	01:41,334	00:24,006	00:26,420	00:23,251	00:27,657	207,03	14:09:43
6	01:41,705	00:23,913	00:26,579	00:23,399	00:27,814	205,06	14:11:25
7	01:41,954	00:23,970	00:26,592	00:23,428	00:27,964	204,42	14:13:07
8	01:42,046	00:24,302	00:26,709	00:23,290	00:27,745	202,50	14:14:49
9	01:41,611	00:23,946	00:26,627	00:23,418	00:27,620	207,69	14:16:31
10	01:41,694	00:23,975	00:26,693	00:23,339	00:27,687	207,69	14:18:12
11	01:41,981	00:23,913	00:26,690	00:23,651	00:27,727	206,37	14:19:54
12	01:42,099	00:23,948	00:26,723	00:23,561	00:27,867	207,69	14:21:37
13	01:42,457	00:24,043	00:26,783	00:23,520	00:28,111	203,77	14:23:19
14	01:42,666	00:24,147	00:26,830	00:23,645	00:28,044	203,13	14:25:02
15	01:42,577	00:23,985	00:26,751	00:23,872	00:27,969	203,13	14:26:44
16	01:42,651	00:24,163	00:26,986	00:23,628	00:27,874	201,87	14:28:27
17	01:42,606	00:24,026	00:26,956	00:23,530	00:28,094	204,42	14:30:09
18	01:42,590	00:23,969	00:26,939	00:23,711	00:27,971	203,13	14:31:52

11	01:41,967	00:23,904	00:26,717	00:23,390	00:27,956	207,69	14:19:52
12	01:42,131	00:23,894	00:26,860	00:23,421	00:27,956	205,71	14:21:34
13	01:42,371	00:24,228	00:26,778	00:23,373	00:27,992	204,42	14:23:16
14	01:42,592	00:24,177	00:26,731	00:23,643	00:28,041	211,07	14:24:59
15	01:42,739	00:24,051	00:27,007	00:23,550	00:28,131	205,06	14:26:42
16	01:42,993	00:24,229	00:27,013	00:23,645	00:28,106	202,50	14:28:25
17	01:42,721	00:24,021	00:27,030	00:23,556	00:28,114	203,77	14:30:07
18	01:43,040	00:24,096	00:26,965	00:23,583	00:28,396	202,50	14:31:50

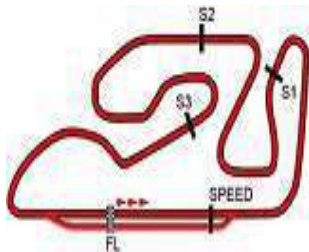
96	HOLGADO, Daniel		Aspar Team				
	SPA	P.Vmax: 9		T. Ideal: 01:40,781			
Lap	Time	Sector 1	Sector 2	Sector 3	Sector 4	V.Max	Hour
1	FIRST LAP	00:30,334	00:26,926	00:23,190	00:27,664	159,61	14:02:53
2	01:41,103	00:23,866	00:26,635	00:23,111	00:27,491	205,06	14:04:35
3	01:40,912	00:23,748	00:26,583	00:23,093	00:27,488	205,06	14:06:15
4	01:40,841	00:23,656	00:26,624	00:23,055	00:27,506	205,06	14:07:56
5	01:41,112	00:23,704	00:26,748	00:23,107	00:27,553	205,71	14:09:37
6	01:41,180	00:23,829	00:26,698	00:23,108	00:27,545	205,71	14:11:19
7	01:41,160	00:23,732	00:26,704	00:23,100	00:27,624	204,42	14:13:00
8	01:41,224	00:23,688	00:26,706	00:23,168	00:27,662	205,06	14:14:41
9	01:41,556	00:23,736	00:26,805	00:23,292	00:27,723	205,71	14:16:23
10	01:41,602	00:23,825	00:26,831	00:23,214	00:27,732	205,06	14:18:04
11	01:41,745	00:23,847	00:26,888	00:23,282	00:27,728	205,71	14:19:46
12	01:41,856	00:23,750	00:26,935	00:23,272	00:27,899	206,37	14:21:28
13	01:41,959	00:24,037	00:26,782	00:23,409	00:27,731	207,69	14:23:10
14	01:41,327	00:23,655	00:26,837	00:23,179	00:27,656	213,16	14:24:51
15	01:41,395	00:23,755	00:26,809	00:23,160	00:27,671	205,71	14:26:32
16	01:41,400	00:23,788	00:26,757	00:23,262	00:27,593	205,71	14:28:14
17	01:41,409	00:23,737	00:26,851	00:23,141	00:27,680	207,03	14:29:55
18	01:41,398	00:23,675	00:26,894	00:23,118	00:27,711	207,69	14:31:37

92	MOREIRA, Diogo		Team Estrella Galicia 0,0				
	BRA	P.Vmax: 3		T. Ideal: 01:40,671			
Lap	Time	Sector 1	Sector 2	Sector 3	Sector 4	V.Max	Hour
1	FIRST LAP	00:31,780	00:27,813	00:23,402	00:27,764	162,41	14:02:56
2	01:42,171	00:24,131	00:26,864	00:23,545	00:27,631	211,07	14:04:38
3	01:41,644	00:23,806	00:26,696	00:23,269	00:27,873	211,07	14:06:20
4	01:41,769	00:24,104	00:26,649	00:23,416	00:27,600	205,06	14:08:02
5	01:41,039	00:23,960	00:26,509	00:23,032	00:27,538	213,16	14:09:43
6	01:40,831	00:23,720	00:26,460	00:23,136	00:27,515	207,69	14:11:24
7	01:41,050	00:23,847	00:26,441	00:23,115	00:27,647	210,39	14:13:05
8	01:41,368	00:23,720	00:26,494	00:23,511	00:27,643	207,03	14:14:46
9	01:40,929	00:23,765	00:26,456	00:23,190	00:27,518	207,69	14:16:27
10	01:40,984	00:23,728	00:26,464	00:23,259	00:27,533	208,36	14:18:08
11	01:41,240	00:23,919	00:26,476	00:23,210	00:27,635	214,57	14:19:49
12	01:41,093	00:23,821	00:26,567	00:23,227	00:27,478	210,39	14:21:30
13	01:40,961	00:23,739	00:26,526	00:23,215	00:27,481	213,86	14:23:11
14	01:41,591	00:23,852	00:26,551	00:23,384	00:27,804	213,86	14:24:53
15	01:41,532	00:23,843	00:26,623	00:23,408	00:27,658	213,16	14:26:34
16	01:41,065	00:23,788	00:26,484	00:23,152	00:27,641	207,69	14:28:15
17	01:41,452	00:23,921	00:26,611	00:23,236	00:27,684	210,39	14:29:57
18	01:42,078	00:24,018	00:26,786	00:23,367	00:27,907	211,07	14:31:39

97	MORELLI, Marco		Avatel-Cardoso Racing				
	ARG	P.Vmax: 24		T. Ideal: 01:40,716			
Lap	Time	Sector 1	Sector 2	Sector 3	Sector 4	V.Max	Hour
1	FIRST LAP	00:30,421	00:27,014	00:23,282	00:27,709	156,90	14:02:54
2	01:41,120	00:23,837	00:26,512	00:23,160	00:27,611	205,06	14:04:35
3	01:40,862	00:23,640	00:26,492	00:23,225	00:27,505	205,06	14:06:16
4	01:40,758	00:23,664	00:26,417	00:23,154	00:27,523	204,42	14:07:57
5	01:41,432	00:23,703	00:26,780	00:23,327	00:27,622	204,42	14:09:38
6	01:41,023	00:23,731	00:26,562	00:23,186	00:27,544	205,06	14:11:19
7	01:41,188	00:23,801	00:26,540	00:23,220	00:27,627	207,03	14:13:00
8	01:41,509	00:23,956	00:26,587	00:23,309	00:27,657	205,06	14:14:42
9	01:41,690	00:23,743	00:26,531	00:23,423	00:27,993	205,06	14:16:23
10	01:41,894	00:24,085	00:26,789	00:23,275	00:27,745	203,77	14:18:05
11	01:41,697	00:23,781	00:26,665	00:23,400	00:27,851	205,71	14:19:47
12	01:41,717	00:23,933	00:26,730	00:23,261	00:27,793	206,37	14:21:29
13	01:41,731	00:23,889	00:26,599	00:23,446	00:27,797	205,71	14:23:10
14	01:42,218	00:23,938	00:26,647	00:23,495	00:28,138	205,71	14:24:53
15	01:42,326	00:23,777	00:26,646	00:23,962	00:27,941	208,36	14:26:35
16	01:42,260	00:23,908	00:26,819	00:23,547	00:27,986	205,06	14:28:17
17	01:42,349	00:23,880	00:26,874	00:23,512	00:28,083	204,42	14:30:00
18	01:42,486	00:23,966	00:26,944	00:23,539	00:28,037	204,42	14:31:42

95	RUEDA, Jose Antonio		Team Estrella Galicia 0,0				
	SPA	P.Vmax: 17		T. Ideal: 01:41,281			
Lap	Time	Sector 1	Sector 2	Sector 3	Sector 4	V.Max	Hour
1	FIRST LAP	00:30,865	00:27,253	00:23,556	00:27,716	155,02	14:02:55
2	01:41,824	00:24,157	00:26,748	00:23,227	00:27,692	209,71	14:04:37
3	01:41,528	00:23,894	00:26,528	00:23,333	00:27,773	206,37	14:06:18
4	01:41,887	00:24,095	00:26,665	00:23,329	00:27,798	207,03	14:08:00
5	01:41,554	00:24,025	00:26,651	00:23,179	00:27,699	205,71	14:09:42
6	01:41,786	00:23,928	00:26,667	00:23,241	00:27,950	207,69	14:11:23
7	01:41,504	00:23,896	00:26,559	00:23,339	00:27,710	205,06	14:13:05
8	01:41,712	00:24,023	00:26,626	00:23,270	00:27,793	209,03	14:14:47
9	01:41,519	00:23,984	00:26,565	00:23,290	00:27,680	203,77	14:16:28
10	01:41,833	00:23,910	00:26,807	00:23,358	00:27,758	210,39	14:18:10





Circuit Ricardo Tormo

FIM CEV REPSOL Circuit Ricardo Tormo Nov.21

Análisis por vuelta Race 2 Moto3

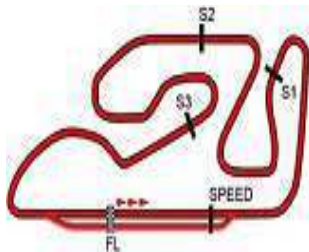
Lap: 1			Lap: 3			Lap: 5			Lap: 7		
Num	Tiempo	GAP	Num	Tiempo	GAP	Num	Tiempo	GAP	Num	Tiempo	GAP
48	01:44,117		96	01:40,912		96	01:41,112		96	01:41,160	
46	01:44,531		97	01:40,862	0,279	24	01:40,888	0,282	24	01:41,145	0,145
77	01:46,610	12,009	26	01:40,757	0,474	97	01:41,432	0,516	97	01:41,188	0,387
			24	01:40,630	0,586	26	01:40,946	0,576	26	01:41,094	0,441
96	FIRST LAP		64	01:41,142	1,891	80	01:41,087	2,718	80	01:40,854	2,079
97	FIRST LAP	0,312	38	01:41,236	2,479	64	01:41,110	2,822	64	01:40,855	2,180
26	FIRST LAP	0,450	95	01:41,528	2,613	38	01:41,178	3,012	38	01:40,820	2,381
24	FIRST LAP	1,020	80	01:41,222	2,678	63	01:41,148	3,835	63	01:41,014	3,745
64	FIRST LAP	1,218	63	01:41,754	3,168	95	01:41,554	4,101	66	01:40,924	4,504
95	FIRST LAP	1,276	92	01:41,644	4,445	66	01:40,905	4,949	92	01:41,050	4,841
38	FIRST LAP	1,632	54	01:41,638	4,545	92	01:41,039	5,300	95	01:41,504	5,051
29	FIRST LAP	2,131	81	01:41,531	4,636	54	01:41,293	5,400	28	01:40,898	5,119
63	FIRST LAP	2,162	28	01:41,610	5,087	28	01:41,140	5,556	54	01:41,351	5,412
80	FIRST LAP	2,231	28	01:41,593	5,260	81	01:41,334	5,993	81	01:41,954	7,312
17	FIRST LAP	2,634	9	01:42,765	5,445	32	01:41,597	6,748	32	01:41,356	7,396
92	FIRST LAP	2,645	66	01:41,991	5,572	9	01:41,509	7,419	9	01:41,279	7,437
81	FIRST LAP	2,782	9	01:41,903	6,192	29	01:42,329	8,123	58	01:41,371	9,267
54	FIRST LAP	2,872	58	01:42,661	7,013	58	01:41,652	8,736	29	01:42,106	10,357
32	FIRST LAP	3,411	27	01:43,017	8,379	70	01:42,347	11,448	27	01:42,394	13,734
58	FIRST LAP	3,472	70	01:43,071	8,594	27	01:42,330	11,479	10	01:42,335	13,983
28	FIRST LAP	3,759	13	01:42,999	8,802	10	01:42,379	11,804	13	01:42,720	15,489
9	FIRST LAP	3,840	10	01:42,561	9,374	13	01:42,930	12,296	57	01:42,249	18,065
66	FIRST LAP	3,974	31	01:43,844	11,665	57	01:42,537	16,112	31	01:43,059	20,223
57	FIRST LAP	4,114	57	01:46,904	11,937	31	01:42,955	16,899	48	01:43,349	21,652
33	FIRST LAP	4,217	48	01:44,031	12,111	48	01:43,232	17,385	46	01:43,415	22,103
27	FIRST LAP	4,456	46	01:43,896	12,845	46	01:43,430	17,978	77	01:42,773	23,181
70	FIRST LAP	4,695	77	01:44,082	15,179	77	01:43,199	19,887			
13	FIRST LAP	4,946									
31	FIRST LAP	5,136									
10	FIRST LAP	5,497									
48	FIRST LAP	5,978									
46	FIRST LAP	6,433									
77	FIRST LAP	6,502									

Lap: 2			Lap: 4			Lap: 6			Lap: 8		
Num	Tiempo	GAP	Num	Tiempo	GAP	Num	Tiempo	GAP	Num	Tiempo	GAP
96	01:41,103		96	01:40,841		96	01:41,180		96	01:41,224	
97	01:41,120	0,329	97	01:40,758	0,196	24	01:41,058	0,160	24	01:41,201	0,122
26	01:41,282	0,629	24	01:40,761	0,506	97	01:41,023	0,359	26	01:41,171	0,388
24	01:40,951	0,868	26	01:41,109	0,742	26	01:41,111	0,507	97	01:41,509	0,672
64	01:41,546	1,661	80	01:40,906	2,743	80	01:40,847	2,385	80	01:40,754	1,609
95	01:41,824	1,997	64	01:41,774	2,824	64	01:40,843	2,485	64	01:40,716	1,672
38	01:41,626	2,155	38	01:41,308	2,946	38	01:40,889	2,721	38	01:40,731	1,888
63	01:41,267	2,326	95	01:41,887	3,659	63	01:41,236	3,891	63	01:41,179	3,700
80	01:41,240	2,368	63	01:41,472	3,799	95	01:41,786	4,707	66	01:41,138	4,418
29	01:42,564	3,592	66	01:40,910	5,156	66	01:40,971	4,740	28	01:40,832	4,727
92	01:42,171	3,713	54	01:41,515	5,219	92	01:40,831	4,951	92	01:41,368	4,985
54	01:42,050	3,819	92	01:41,769	5,373	54	01:41,001	5,221	95	01:41,712	5,539
81	01:42,338	4,017	28	01:41,109	5,528	28	01:41,005	5,381	54	01:41,378	5,566
66	01:41,518	4,389	81	01:41,976	5,771	81	01:41,705	6,518	9	01:41,560	7,773
32	01:42,185	4,493	32	01:41,532	6,263	32	01:41,632	7,200	32	01:41,726	7,898
28	01:41,923	4,579	9	01:42,302	6,906	9	01:41,079	7,318	81	01:42,046	8,134
9	01:42,464	5,201	29	01:41,671	7,022	58	01:41,500	9,056	58	01:41,358	9,401
58	01:42,895	5,264	58	01:42,024	8,196	29	01:42,468	9,411	29	01:41,831	10,964
33	01:42,271	5,385	70	01:42,460	10,213	27	01:42,201	12,500	27	01:42,377	14,887
57	01:42,934	5,945	27	01:42,723	10,261	10	01:42,184	12,808	10	01:42,428	15,187
27	01:42,921	6,274	13	01:42,517	10,478	13	01:42,813	13,929	13	01:42,968	17,233
70	01:42,843	6,435	10	01:42,004	10,537	57	01:42,044	16,976	57	01:41,854	18,695
13	01:42,872	6,715	57	01:43,591	14,687	70	PIT	17,155	31	01:43,537	22,536
10	01:43,331	7,725	31	01:44,232	15,056	31	01:42,605	18,324	48	01:43,312	23,740
31	01:44,700	8,733							46	01:43,316	24,195



HEADQUARTERS - Príncipe de Vergara, 183 - 28002 Madrid - Tel.: +34 91 782 02 20

www.fimcevrepsol.com



Circuit Ricardo Tormo

19-20-21 NOVEMBER 2021

Circuit Ricardo Tormo

FIM CEV REPSOL Circuit Ricardo Tormo Nov.21

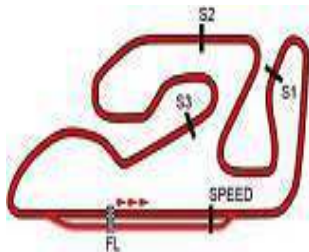
Análisis por vuelta Race 2 Moto3

Lap: 9			Lap: 11			Lap: 14			Lap: 16		
Num	Tiempo	GAP	Num	Tiempo	GAP	Num	Tiempo	GAP	Num	Tiempo	GAP
77	01:42,744	24,701	96	01:41,745		96	01:41,327		96	01:41,400	
96	01:41,556		80	01:41,542	0,123	80	01:41,944	0,548	24	01:41,403	0,137
24	01:41,592	0,158	24	01:41,788	0,183	24	01:42,062	0,611	38	01:41,073	0,305
26	01:41,519	0,351	64	01:41,479	0,249	64	01:42,177	0,708	64	01:41,500	0,368
80	01:40,639	0,692	38	01:41,567	0,552	38	01:41,923	0,852	80	01:41,708	0,732
64	01:40,674	0,790	26	01:41,957	0,617	26	01:42,070	1,065	28	01:41,161	0,747
97	01:41,690	0,806	97	01:41,697	1,050	28	01:41,433	1,196	26	01:41,242	0,969
38	01:40,875	1,207	28	01:41,070	2,739	66	01:41,474	1,412	63	01:41,082	1,145
63	01:41,570	3,714	66	01:41,315	2,915	97	01:42,218	1,574	66	01:41,139	1,227
66	01:40,921	3,783	63	01:41,157	3,053	97	01:41,590	1,688	92	01:41,065	1,540
28	01:40,906	4,077	92	01:41,240	3,235	92	01:41,591	1,738	97	01:42,260	3,365
92	01:40,929	4,358	54	01:41,609	5,125	54	01:41,921	5,438	9	01:41,422	5,917
54	01:41,343	5,353	95	01:41,967	5,955	9	01:41,445	5,917	54	01:41,583	5,992
95	01:41,519	5,502	9	01:41,416	7,167	58	01:41,656	6,857	58	01:41,515	6,835
9	01:41,550	7,767	32	01:41,265	7,424	32	01:41,649	7,013	32	01:41,483	7,094
32	01:41,595	7,937	58	01:41,205	8,290	95	01:42,592	7,907	95	01:42,993	10,844
81	01:41,611	8,189	81	01:41,981	8,517	81	01:42,666	10,597	81	01:42,651	13,030
58	01:41,336	9,181	29	01:42,278	12,377	29	01:42,402	14,488	29	01:42,781	16,688
29	01:41,731	11,139	27	01:42,552	17,142	27	01:42,862	20,182	27	01:42,667	23,055
27	01:41,976	15,307	10	01:42,646	17,421	10	01:42,920	20,537	10	01:42,742	23,442
10	01:41,992	15,623	31	01:43,623	27,858	31	01:43,725	33,570	77	01:43,626	38,389
13	01:43,097	18,774	46	01:43,748	29,469	77	01:42,832	33,841	31	01:44,021	38,749
57	01:41,685	18,824	77	01:43,756	29,651	46	01:43,300	35,205	46	01:43,217	38,881
31	01:43,367	24,347	48	01:44,168	29,689	48	PIT	50,892	57	01:42,994	01:13,8
48	01:43,202	25,386	57	02:26,612	01:04,0	57	01:43,615	01:10,7			
46	01:43,237	25,876									
77	01:42,906	26,051									
Lap: 10			Lap: 12			Lap: 15			Lap: 17		
Num	Tiempo	GAP	Num	Tiempo	GAP	Num	Tiempo	GAP	Num	Tiempo	GAP
96	01:41,602		80	01:41,647		96	01:41,395		96	01:41,409	
24	01:41,584	0,140	96	01:41,856	0,086	24	01:40,918	0,134	38	01:41,268	0,164
80	01:41,236	0,326	24	01:41,754	0,167	64	01:40,955	0,268	24	01:41,468	0,196
26	01:41,656	0,405	38	01:41,515	0,297	80	01:41,271	0,424	64	01:41,340	0,299
64	01:41,327	0,515	64	01:41,855	0,334	38	01:41,175	0,632	80	01:41,266	0,589
38	01:41,125	0,730	26	01:41,639	0,486	28	01:41,185	0,986	28	01:41,548	0,886
97	01:41,894	1,098	97	01:41,717	0,997				26	01:41,522	1,082
66	01:41,164	3,345	28	01:41,079	2,048				63	01:41,502	1,238
28	01:40,939	3,414	66	01:41,046	2,191				66	01:41,555	1,373
63	01:41,529	3,641	63	01:41,189	2,472				92	01:41,452	1,583
92	01:40,984	3,740	92	01:41,093	2,558				97	01:42,349	4,305
54	01:41,510	5,261	54	01:41,771	5,126				54	01:41,433	6,016
95	01:41,833	5,733	95	01:42,131	6,316						
9	01:41,331	7,496	9	01:41,069	6,466						
32	01:41,569	7,904	32	01:41,333	6,987						
81	01:41,694	8,281	58	01:40,941	7,461						
58	01:41,251	8,830	81	01:42,099	8,846						
29	01:42,307	11,844	29	01:42,157	12,764						
27	01:42,630	16,335	27	01:42,652	18,024						
10	01:42,499	16,520	10	01:42,742	18,393						
57	01:41,989	19,211	31	01:43,715	29,803						
31	01:43,235	25,980	77	01:43,649	31,530						
48	01:43,482	27,266	48	01:43,977	31,896						
46	01:43,192	27,466	46	01:44,215	31,914						
77	01:43,191	27,640	57	01:44,860	01:07,1						
13	PIT	27,713									
Lap: 13			Lap: 13								
Num	Tiempo	GAP	Num	Tiempo	GAP						
64	01:41,569		64	01:41,569							
24	01:41,754	0,018	24	01:41,754	0,018						



HEADQUARTERS - Príncipe de Vergara, 183 - 28002 Madrid - Tel.: +34 91 782 02 20

www.fimcevrepsol.com



Circuit Ricardo Tormo

FIM CEV REPSOL Circuit Ricardo Tormo Nov.21

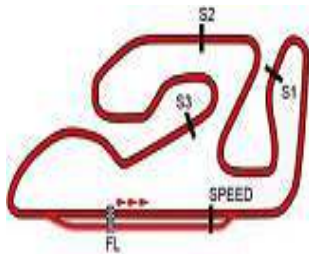
Análisis por vuelta Race 2 Moto3

9	01:41,588	6,096
58	01:41,193	6,619
32	01:41,171	6,856
95	01:42,721	12,156
81	01:42,606	14,227
29	01:42,506	17,785
27	01:42,742	24,388
10	01:42,568	24,601
77	01:43,275	40,255
31	01:43,230	40,570
46	01:43,137	40,609
57	01:43,969	01:16,4

Lap: 18

Num	Tiempo	GAP
96	01:41,398	
24	01:41,224	0,022
38	01:41,507	0,273
28	01:42,428	1,916
26	01:42,391	2,075
66	01:42,141	2,116
63	01:42,310	2,150
92	01:42,078	2,263
80	01:43,389	2,580
97	01:42,486	5,393
9	01:41,228	5,926
58	01:41,008	6,229
54	01:41,617	6,235
32	01:43,329	8,787
95	01:43,040	13,798
81	01:42,590	15,419
29	01:43,409	19,796
27	01:43,035	26,025
10	01:42,952	26,155
77	01:43,243	42,100
31	01:43,107	42,279
46	01:43,434	42,645
57	01:44,339	01:19,3






Circuit Ricardo Tormo

FIM CEV REPSOL Circuit Ricardo Tormo Nov.21

Velocidades máximas Race 2 Moto3

Nombre	Equipo/Club	Vehículo	Mejores 5 velocidades máximas					Media	Max.	
33	BUASRI, Tatchakorn	Honda Racing Thailand	HONDA	216,7	172,8				194,8	216,7
54	FERRÁNDEZ, Alberto	Mt-Foundation 77	KTM	216,7	212,5	211,1	211,1	209,7	212,2	216,7
92	MOREIRA, Diogo	Team Estrella Galicia 0,0	HONDA	214,6	213,9	213,9	213,2	213,2	213,7	214,6
32	MATSUYAMA, Takuma	Asia Talent Team	HONDA	214,6	211,1	210,4	210,4	210,4	211,4	214,6
31	O'SHEA, Edward Andrew	British Talent Team	HONDA	214,6	209,7	207,7	207,7	207,7	209,5	214,6
63	AZMAN, Syarifuddin	Sic Racing	HONDA	213,9	213,2	213,2	212,5	211,8	212,9	213,9
58	LUNETTA, Luca	Ac Racing Team	HUSQVARNA	213,9	213,2	210,4	209,0	209,0	211,1	213,9
28	BERTELLE, Matteo	Team Mta	KTM	213,9	211,8	211,8	211,1	210,4	211,8	213,9
96	HOLGADO, Daniel	Aspar Team	GASGAS	213,2	207,7	207,7	207,0	206,4	208,4	213,2
80	ALONSO, David	Aspar Team	GASGAS	213,2	213,2	211,8	211,1	210,4	211,9	213,2
26	OGDEN, Scott James	Aspar Team	GASGAS	213,2	212,5	211,8	211,1	211,1	211,9	213,2
9	VEIJER, Collin	Ac Racing Team	HUSQVARNA	212,5	212,5	211,8	211,1	211,1	211,8	212,5
66	KELSO, Joel	Agr Team	KTM	212,5	211,8	211,1	209,7	209,7	210,9	212,5
24	ORTOLÁ, Ivan	Team Mta	KTM	212,5	211,8	210,4	209,7	209,7	210,8	212,5
57	NISHIMURA, Sho	Mt-Foundation 77	KTM	211,8	208,4	206,4	205,7	204,4	207,3	211,8
64	MUÑOZ , David	Avatel - Cardoso Racing	KTM	211,8	211,1	210,4	209,7	209,0	210,4	211,8
95	RUEDA, Jose Antonio	Team Estrella Galicia 0,0	HONDA	211,1	210,4	209,7	209,0	207,7	209,6	211,1
81	AGIUS, Senna	Sic58 Squadra Corse	HONDA	211,1	211,1	209,7	207,7	207,7	209,4	211,1
27	O'GORMAN, Casey	Cuna De Campeones	KTM	211,1	208,4	206,4	205,7	205,1	207,3	211,1
29	VOIGHT, Harrison	Sic58 Squadra Corse	HONDA	210,4	209,0	209,0	209,0	208,4	209,2	210,4
70	WHATLEY, Joshua	Team Mta	KTM	209,7	209,7	207,0	204,4	200,6	206,3	209,7
48	PLANQUES, Gabin	Larresport	HONDA	209,7	208,4	207,7	206,4	205,1	207,4	209,7
38	SALVADOR, David	Tm Racing Factory	TM RACING	209,0	208,4	207,7	207,7	207,0	208,0	209,0
97	MORELLI, Marco	Avatel-Cardoso Racing	KTM	208,4	207,0	206,4	205,7	205,7	206,6	208,4
77	VOLPI, Mattia	Agr Team	KTM	208,4	207,0	205,1	205,1	204,4	206,0	208,4
13	TAPIA , Marco	Leopard Impala Junior	HONDA	207,7	207,7	207,0	206,4	205,1	206,8	207,7
46	MOOR, Rossi Attila	Gazzolaracing	KTM	207,0	204,4	203,8	203,1	203,1	204,3	207,0
10	CARRARO, Nicola Fabio	Tm Racing Factory	TM RACING	205,7	204,4	204,4	203,1	203,1	204,2	205,7
17	MUÑOZ , Daniel	Avatel - Cardoso Racing	KTM	163,6					163,6	163,6





Circuit Ricardo Tormo

19-20-21 NOVEMBER 2021

Circuit Ricardo Tormo

Race 2 Moto3

LISTADO DEL CUADRANTE

	V1	V2	V3	V4	V5	V6	V7	V8	V9	V10	V11	V12	V13	V14	V15	V16	V17	V18
96 - HOLGADO, Daniel	96	96	96	96	96	96	96	96	96	96	80	64	96	96	96	96	96	96
24 - ORTOLÁ, Ivan	97	97	97	97	24	24	24	24	24	24	80	96	24	80	24	24	38	24
38 - SALVADOR, David	26	26	26	24	97	97	97	26	26	80	24	24	80	24	64	38	24	38
28 - BERTELLE, Matteo	24	24	24	26	26	26	26	97	80	26	64	38	96	64	80	64	64	28
26 - OGDEN, Scott James	64	64	64	80	80	80	80	80	64	64	38	64	38	38	38	80	80	26
66 - KELSO, Joel	95	95	38	64	64	64	64	64	97	38	26	26	26	26	28	28	28	66
63 - AZMAN, Syarifuddin	38	38	95	38	38	38	38	38	97	97	97	97	97	28	26	26	26	63
92 - MOREIRA, Diogo	29	63	80	95	63	63	63	63	66	28	28	28	28	66	63	63	63	92
80 - ALONSO, David	63	80	63	63	95	95	66	66	28	66	66	66	66	97	66	66	66	80
9 - VEJER, Collin	80	29	92	66	66	66	92	28	28	63	63	63	63	63	92	92	92	97
58 - LUNETTA, Luca	17	92	54	54	92	92	95	92	92	92	92	92	92	92	97	97	97	9
54 - FERRÁNDEZ, Alberto	92	54	81	92	54	54	28	95	54	54	54	54	54	54	54	9	54	58
97 - MORELLI, Marco	81	81	66	28	28	28	54	54	95	95	95	95	9	9	9	54	9	54
32 - MATSUYAMA, Takuma	54	66	28	81	81	81	81	9	9	9	9	9	58	58	58	58	58	32
95 - RUEDA, Jose Antonio	32	32	29	32	32	32	32	32	32	32	32	32	95	32	32	32	32	95
81 - AGIUS, Senna	58	28	32	29	9	9	9	81	81	81	58	58	32	95	95	95	95	81
29 - VOIGHT, Harrison	28	9	9	9	29	58	58	58	58	58	81	81	81	81	81	81	81	29
27 - O'GORMAN, Casey	9	58	58	58	58	29	29	29	29	29	29	29	29	29	29	29	29	27
10 - CARRARO, Nicola Fabio	66	33	27	70	70	27	27	27	27	27	27	27	27	27	27	27	27	10
77 - VOLPI, Mattia	57	57	70	27	27	10	10	10	10	10	10	10	10	10	10	10	10	77
31 - O'SHEA, Edward Andrew	33	27	13	13	10	13	13	13	13	57	31	31	31	31	31	77	77	31
46 - MOOR, Rossi Attila	27	70	10	10	13	57	57	57	57	31	46	77	77	77	77	31	31	46
57 - NISHIMURA, Sho	70	13	31	57	57	70P	31	31	31	48	77	48	46	46	46	46	46	57
- RETIRADOS	13	10	57	31	31	31	48	48	48	46	48	46	48	48P	57	57	57	
64 - MUÑOZ, David	31	31	48	48	48	48	46	46	46	77	57	57	57	57				
48 - PLANQUES, Gabin	10	48	46	46	46	46	77	77	77	13P								
13 - TAPIA, Marco	48	46	77	77	77	77												
70 - WHATLEY, Joshua	46	77																
33 - BUASRI, Tatchakorn	77																	
17 - MUÑOZ, Daniel																		
20 - GARCÍA, José Julián																		
-																		

- # 97 LONG LAP PENALTY FOR

Presidente del Jurado

Director de Carrera

Cronometrador

