




21 - 22 Agosto

CIRCUITO DE JEREZ - ÁNGEL NIETO

FIM CEV REPSOL 2021



## Moto3

FIM CEV REPSOL 2021 CIRCUITO DE JEREZ-  
Race 2 (16 Laps, 70,8 km.)

## Classification

No	Rider	Nat	Team	Bike	Tires	Cl.	Laps	Total Time	Gap	Kph	Best Lap		
											Lap	Time	Kph
1	64 DAVID MUÑOZ	ESP	AVATEL - CARDOSO RACING	KTM	DUNLOP		16	<b>28:55.023</b>	-	146.8	11	<b>1:47.476</b>	148.2
2	24 IVAN ORTOLÁ	ESP	TEAM MTA	KTM	DUNLOP		16	<b>28:56.067</b>	+1.044	146.7	11	<b>1:47.254</b>	148.5
3	96 DANIEL HOLGADO	ESP	ASPAR TEAM	GASGAS	DUNLOP		16	<b>28:59.172</b>	+4.149	146.5	11	<b>1:47.392</b>	148.3
4	38 DAVID SALVADOR	ESP	TM RACING FACTORY	TM RACING	DUNLOP		16	<b>29:00.316</b>	+5.293	146.4	5	<b>1:47.858</b>	147.6
5	17 DANIEL MUÑOZ	ESP	AVATEL - CARDOSO RACING	KTM	DUNLOP		16	<b>29:02.991</b>	+7.968	146.2	2	<b>1:47.695</b>	147.9
6	80 DAVID ALONSO	COL	ASPAR TEAM	GASGAS	DUNLOP		16	<b>29:05.824</b>	+10.801	145.9	3	<b>1:47.817</b>	147.7
7	66 JOEL KELSO	AUS	AGR TEAM	KTM	DUNLOP		16	<b>29:05.925</b>	+10.902	145.9	2	<b>1:47.809</b>	147.7
8	16 MARIO S. AJI	IDN	ASTRA HONDA RACING T	HONDA	DUNLOP		16	<b>29:05.989</b>	+10.966	145.9	3	<b>1:48.163</b>	147.2
9	92 DIOGO MOREIRA	BRA	TEAM ESTRELLA GALICIA 0,0	HONDA	DUNLOP		16	<b>29:06.116</b>	+11.093	145.9	3	<b>1:47.786</b>	147.7
10	32 TAKUMA MATSUYAMA	JPN	ASIA TALENT TEAM	HONDA	DUNLOP		16	<b>29:06.549</b>	+11.526	145.9	2	<b>1:47.947</b>	147.5
11	58 LUCA LUNETTA	ITA	AC RACING TEAM	HUSQVARNA	DUNLOP		16	<b>29:08.468</b>	+13.445	145.7	5	<b>1:48.084</b>	147.3
12	63 SYARIFUDDIN AZMAN	MAL	SIC RACING	HONDA	DUNLOP		16	<b>29:08.544</b>	+13.521	145.7	11	<b>1:48.221</b>	147.1
13	84 ZONTA VAN DEN GOORBERGH	NLD	TEAM SUPER B	HONDA	DUNLOP		16	<b>29:08.587</b>	+13.564	145.7	5	<b>1:48.177</b>	147.2
14	9 COLLIN VEIJER	NLD	AC RACING TEAM	HUSQVARNA	DUNLOP		16	<b>29:08.984</b>	+13.961	145.7	4	<b>1:48.190</b>	147.2
15	13 MARCO TAPIA	ESP	LEOPARD IMPALA JUNIOR	HONDA	DUNLOP		16	<b>29:10.808</b>	+15.785	145.5	2	<b>1:48.142</b>	147.2
16	70 JOSHUA WHATLEY	GBR	TEAM MTA	KTM	DUNLOP		16	<b>29:11.051</b>	+16.028	145.5	11	<b>1:48.503</b>	146.7
17	10 NICOLA F. CARRARO	ITA	TM RACING FACTORY	TM RACING	DUNLOP		16	<b>29:14.976</b>	+19.953	145.2	7	<b>1:48.367</b>	146.9
18	33 TATCHAKORN BUASRI	THA	HONDA RACING THAILAND	HONDA	DUNLOP		16	<b>29:20.874</b>	+25.851	144.7	6	<b>1:48.721</b>	146.5
19	57 SHO NISHIMURA	JPN	MT-FOUNDATION 77	KTM	DUNLOP		16	<b>29:23.317</b>	+28.294	144.5	5	<b>1:48.838</b>	146.3
20	67 GERARD RIU	ESP	MT-FOUNDATION 77	KTM	DUNLOP		16	<b>29:23.363</b>	+28.340	144.5	2	<b>1:48.921</b>	146.2
21	77 MATTIA VOLPI	ITA	AGR TEAM	KTM	DUNLOP		16	<b>29:24.249</b>	+29.226	144.4	6	<b>1:48.584</b>	146.6
22	5 MARCOS RUDA	ESP	GAZZOLARACING	KTM	DUNLOP		16	<b>29:31.087</b>	+36.064	143.8	2	<b>1:48.986</b>	146.1
23	31 EDWARD A. O'SHEA	GBR	BRITISH TALENT TEAM	HONDA	DUNLOP		16	<b>29:31.129</b>	+36.106	143.8	3	<b>1:48.926</b>	146.2
24	19 ALESSANDRO MOROSI	ITA	LAGLISSE ACADEMY	HUSQVARNA	DUNLOP		16	<b>29:31.665</b>	+36.642	143.8	5	<b>1:49.314</b>	145.7
<b>Retired</b>													
7	FILIPPO FARIOLI	ITA	LAGLISSE ACADEMY	HUSQVARNA	DUNLOP		15	<b>27:21.274</b>			5	<b>1:48.340</b>	147.0
89	MARCOS URIARTE	ESP	LAGLISSE ACADEMY	HUSQVARNA	DUNLOP		13	<b>23:41.259</b>			5	<b>1:47.801</b>	147.7
20	JOSÉ J. GARCÍA	ESP	SIC58 SQUADRA CORSE	HONDA	DUNLOP		11	<b>25:55.627</b>			2	<b>1:47.987</b>	147.5
22	ELIA BARTOLINI	ITA	TEAM MTA	KTM	DUNLOP		8	<b>14:32.140</b>			8	<b>1:47.845</b>	147.6
26	SCOTT J. OGDEN	GBR	ASPAR TEAM	GASGAS	DUNLOP		7	<b>13:30.620</b>			3	<b>1:47.947</b>	147.5
81	SENNA AGIUS	AUS	SIC58 SQUADRA CORSE	HONDA	DUNLOP		5	<b>9:13.198</b>			5	<b>1:48.552</b>	146.7
14	ÁLEX MILLÁN	ESP	MT FOUNDATION77	KTM	DUNLOP		5	<b>9:21.577</b>			2	<b>1:49.987</b>	144.8
69	RAFFAELE FUSCO	ITA	TM RACING FACTORY	TM RACING	DUNLOP		4	<b>7:24.850</b>			2	<b>1:48.525</b>	146.7

Pole Position:

Fastest Lap:

Lap11	IVAN ORTOLÁ	<b>1:47.254</b>	148.5 Kph

#96 TIME PENALTY 3 SECONDS DUE TO NOT COMPLETING LONG LAP PENALTY - TRACK LIMITS

Published at: .....

Track Status: **DRY**

Race Director:

Jaime J. Moreno

Timekeeper:

Juan Carlos Jodra

22/08/2021 Page 1 / 1






21 - 22 Agosto

CIRCUITO DE JEREZ - ÁNGEL NIETO

FIM CEV REPSOL 2021



## Moto3

### FIM CEV REPSOL 2021 CIRCUITO DE JEREZ-ANGEL NIETO

#### Race 2

#### Best Sector Times

Sector 1			Sector 2			Sector 3			Sector 4			Pos	No	Ideal Lap	Best Lap	
Pos	No	Rider	Time	No	Rider	Time	No	Rider	Time	No	Rider					Time
1	96	D.HOLGADO	26.263	26	S.OGDEN	16.243	96	D.HOLGADO	31.195	24	I.ORTOLÁ	32.997	1	24	1:47.017	1:47.254 (1)
2	64	D.MUÑOZ	26.342	80	D.ALONSO	16.299	64	D.MUÑOZ	31.195	64	D.MUÑOZ	33.163	2	96	1:47.110	1:47.392 (2)
3	24	I.ORTOLÁ	26.342	92	D.MOREIRA	16.301	24	I.ORTOLÁ	31.280	80	D.ALONSO	33.211	3	64	1:47.156	1:47.476 (3)
4	66	J.KELSO	26.374	16	M.AJI	16.308	66	J.KELSO	31.342	26	S.OGDEN	33.248	4	66	1:47.417	1:47.809 (7)
5	16	M.AJI	26.375	17	D.MUÑOZ	16.314	38	D.SALVADOR	31.392	96	D.HOLGADO	33.257	5	26	1:47.439	1:47.947 (11)
6	17	D.MUÑOZ	26.385	9	C.VEIJER	16.346	17	D.MUÑOZ	31.413	38	D.SALVADOR	33.262	6	38	1:47.451	1:47.858 (10)
7	22	E.BARTOLINI	26.386	38	D.SALVADOR	16.346	13	M.TAPIA	31.417	63	S.AZMAN	33.271	7	92	1:47.462	1:47.786 (5)
8	32	T.MATSUYAMA	26.395	32	T.MATSUYAMA	16.355	92	D.MOREIRA	31.426	22	E.BARTOLINI	33.294	8	17	1:47.473	1:47.695 (4)
9	89	M.URIARTE	26.415	58	L.LUNETTA	16.362	84	Z.VAN DEN GOORBERGH	31.445	92	D.MOREIRA	33.304	9	80	1:47.489	1:47.817 (8)
10	26	S.OGDEN	26.430	66	J.KELSO	16.366	20	J.GARCÍA	31.446	20	J.GARCÍA	33.328	10	22	1:47.538	1:47.845 (9)
11	92	D.MOREIRA	26.431	89	M.URIARTE	16.384	22	E.BARTOLINI	31.467	66	J.KELSO	33.335	11	16	1:47.603	1:48.163 (16)
12	20	J.GARCÍA	26.442	7	F.FARIOLI	16.388	16	M.AJI	31.478	17	D.MUÑOZ	33.361	12	20	1:47.652	1:47.987 (13)
13	38	D.SALVADOR	26.451	22	E.BARTOLINI	16.391	80	D.ALONSO	31.500	32	T.MATSUYAMA	33.368	13	32	1:47.667	1:47.947 (12)
14	13	M.TAPIA	26.452	96	D.HOLGADO	16.395	89	M.URIARTE	31.503	10	N.CARRARO	33.379	14	13	1:47.716	1:48.142 (15)
15	84	Z.VAN DEN GOORBERGH	26.453	24	I.ORTOLÁ	16.398	26	S.OGDEN	31.518	13	M.TAPIA	33.425	15	89	1:47.741	1:47.801 (6)
16	80	D.ALONSO	26.479	31	E.O'SHEA	16.410	9	C.VEIJER	31.522	84	Z.VAN DEN GOORBERGH	33.430	16	84	1:47.756	1:48.177 (17)
17	58	L.LUNETTA	26.498	63	S.AZMAN	16.420	63	S.AZMAN	31.546	89	M.URIARTE	33.439	17	63	1:47.781	1:48.221 (19)
18	9	C.VEIJER	26.538	70	J.WHATLEY	16.421	58	L.LUNETTA	31.549	16	M.AJI	33.442	18	58	1:47.898	1:48.084 (14)
19	63	S.AZMAN	26.544	13	M.TAPIA	16.422	7	F.FARIOLI	31.549	7	F.FARIOLI	33.485	19	9	1:47.912	1:48.190 (18)
20	7	F.FARIOLI	26.584	84	Z.VAN DEN GOORBERGH	16.428	32	T.MATSUYAMA	31.549	77	M.VOLPI	33.488	20	7	1:48.006	1:48.340 (20)
21	70	J.WHATLEY	26.595	20	J.GARCÍA	16.436	70	J.WHATLEY	31.565	58	L.LUNETTA	33.489	21	70	1:48.084	1:48.503 (22)
22	77	M.VOLPI	26.621	33	T.BUASRI	16.442	81	S.AGIUS	31.570	33	T.BUASRI	33.493	22	10	1:48.121	1:48.367 (21)
23	10	N.CARRARO	26.631	64	D.MUÑOZ	16.456	77	M.VOLPI	31.601	70	J.WHATLEY	33.503	23	77	1:48.238	1:48.584 (25)
24	81	S.AGIUS	26.632	10	N.CARRARO	16.461	69	R.FUSCO	31.636	9	C.VEIJER	33.506	24	81	1:48.281	1:48.552 (24)
25	69	R.FUSCO	26.656	81	S.AGIUS	16.506	10	N.CARRARO	31.650	57	S.NISHIMURA	33.506	25	33	1:48.385	1:48.721 (26)
26	57	S.NISHIMURA	26.662	19	A.MOROSI	16.508	33	T.BUASRI	31.705	31	E.O'SHEA	33.509	26	31	1:48.485	1:48.926 (29)
27	67	G.RIU	26.710	77	M.VOLPI	16.528	67	G.RIU	31.740	81	S.AGIUS	33.573	27	69	1:48.502	1:48.525 (23)
28	31	E.O'SHEA	26.727	5	M.RUDA	16.537	57	S.NISHIMURA	31.797	69	R.FUSCO	33.617	28	57	1:48.504	1:48.838 (27)
29	33	T.BUASRI	26.745	57	S.NISHIMURA	16.539	5	M.RUDA	31.799	5	M.RUDA	33.633	29	67	1:48.738	1:48.921 (28)
30	5	M.RUDA	26.805	67	G.RIU	16.554	19	A.MOROSI	31.837	19	A.MOROSI	33.650	30	5	1:48.774	1:48.986 (30)
31	19	A.MOROSI	26.825	69	R.FUSCO	16.593	31	E.O'SHEA	31.839	67	G.RIU	33.734	31	19	1:48.820	1:49.314 (31)
32	14	Á.MILLÁN	26.971	14	Á.MILLÁN	16.632	14	Á.MILLÁN	32.145	14	Á.MILLÁN	33.843	32	14	1:49.591	1:49.987 (32)






21 - 22 Agosto

CIRCUITO DE JEREZ - ÁNGEL NIETO

FIM CEV REPSOL 2021



## Moto3


### FIM CEV REPSOL 2021 CIRCUITO DE JEREZ-ANGEL NIETO

#### Race 2

#### Fastest Lap Sequence

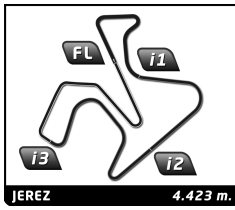
Elapsed	No Rider	Team	Bike	Class	Time	Kph	Lap
3:42.584	66 JOEL KELSO	AGR TEAM	KTM		<b>1:47.809</b>	147.7	2
3:44.355	17 DANIEL MUÑOZ	AVATEL - CARDOSO RACING	KTM		<b>1:47.695</b>	147.9	2
12:42.601	64 DAVID MUÑOZ	AVATEL - CARDOSO RACING	KTM		<b>1:47.546</b>	148.1	7
14:30.746	24 IVAN ORTOLÁ	TEAM MTA	KTM		<b>1:47.451</b>	148.2	8
19:53.402	24 IVAN ORTOLÁ	TEAM MTA	KTM		<b>1:47.254</b>	148.5	11



**Moto3****FIM CEV REPSOL 2021 CIRCUITO DE JEREZ-ANGEL NIETO****Race 2****Best Top Speed**

No Rider	Team	Class	Top 1		Top 2		Top 3		Top 4		Top 5		Avg
			Kph	Lap	Kph	Lap	Kph	Lap	Kph	Lap	Kph	Lap	
66 JOEL KELSO	AGR TEAM		216.9	9	215.1	8	213.9	11	213.4	6	210.1	12	213,9
26 SCOTT J. OGDEN	ASPAR TEAM		215.1	4	214.7	5	214.7	6	214.3	7	211.8	2	214,1
80 DAVID ALONSO	ASPAR TEAM		215.1	4	214.7	6	214.3	5	213.9	9	213.9	7	214,4
84 ZONTA VAN DEN GOORBE	TEAM SUPER B		215.1	1	213.9	2	213.0	15	212.2	3	211.4	16	213,1
89 MARCOS URIARTE	LAGLISSE ACADEMY		215.1	1	212.2	4	212.2	2	210.9	7	210.9	3	212,3
92 DIOGO MOREIRA	TEAM ESTRELLA GALICIA 0,0		215.1	2	212.6	4	212.6	3	212.2	13	212.2	8	212,9
33 TATCHAKORN BUASRI	HONDA RACING THAILAND		214.7	1	213.4	4	211.8	2	210.5	6	210.5	3	212,2
58 LUCA LUNETTA	AC RACING TEAM		214.7	11	214.3	3	213.0	12	213.0	2	211.8	8	213,4
70 JOSHUA WHATLEY	TEAM MTA		214.3	11	211.8	10	210.9	15	210.9	1	210.5	9	211,7
7 FILIPPO FARIOLI	LAGLISSE ACADEMY		213.9	10	213.0	9	212.6	6	211.8	11	210.9	2	212,4
9 COLLIN VEIJER	AC RACING TEAM		213.9	2	213.4	15	213.4	3	212.6	12	212.6	1	213,2
19 ALESSANDRO MOROSI	LAGLISSE ACADEMY		213.9	4	213.9	2	213.9	1	212.2	7	210.5	6	212,9
31 EDWARD A. O'SHEA	BRITISH TALENT TEAM		213.4	1	210.9	3	210.9	2	207.3	4	206.9	16	209,9
96 DANIEL HOLGADO	ASPAR TEAM		213.4	1	213.0	3	211.4	5	211.4	2	210.9	4	212,0
20 JOSÉ J. GARCÍA	SIC58 SQUADRA CORSE		213.0	6	211.8	10	211.4	1	210.9	9	210.1	7	211,4
13 MARCO TAPIA	LEOPARD IMPALA JUNIOR		212.6	10	212.6	1	212.2	4	208.9	3	208.5	11	211,0
16 MARIO S. AJI	ASTRA HONDA RACING T		212.6	9	211.8	3	211.4	11	211.4	7	210.5	8	211,5
24 IVAN ORTOLÁ	TEAM MTA		212.6	7	212.2	15	211.4	5	210.5	16	210.1	8	211,4
63 SYARIFUDDIN AZMAN	SIC RACING		212.6	4	212.2	3	212.2	2	211.8	11	211.4	5	212,0
67 GERARD RIU	MT-FOUNDATION 77		212.6	1	211.4	4	210.9	3	210.9	2	209.7	14	211,1
32 TAKUMA MATSUYAMA	ASIA TALENT TEAM		212.2	6	211.8	13	211.4	16	211.4	11	211.4	5	211,6
57 SHO NISHIMURA	MT-FOUNDATION 77		212.2	2	211.8	1	210.5	11	210.1	3	209.7	8	210,9
81 SENNA AGIUS	SIC58 SQUADRA CORSE		211.8	3	210.1	1	208.9	4	208.5	2	208.5	5	209,6
17 DANIEL MUÑOZ	AVATEL - CARDOSO RACING		211.4	1	210.1	6	210.1	4	208.9	3	208.1	5	209,7
10 NICOLA F. CARRARO	TM RACING FACTORY		210.5	10	210.1	9	210.1	4	210.1	1	208.5	8	209,9
22 ELIA BARTOLINI	TEAM MTA		210.5	1	210.1	4	210.1	8	209.7	3	208.9	2	209,9
38 DAVID SALVADOR	TM RACING FACTORY		210.1	2	209.7	6	209.7	1	208.1	7	208.1	3	209,1
64 DAVID MUÑOZ	AVATEL - CARDOSO RACING		210.1	1	208.1	2	206.9	3	206.1	15	205.3	14	207,3
77 MATTIA VOLPI	AGR TEAM		209.7	6	208.9	8	208.9	4	208.5	2	208.5	1	208,9
14 ÁLEX MILLÁN	MT FOUNDATION77		208.9	2	206.1	1	203.4	3	203.0	4	198.2	5	203,9
5 MARCOS RUDA	GAZZOLARACING		208.5	2	204.5	1	203.4	16	203.4	12	203.4	7	204,6
69 RAFFAELE FUSCO	TM RACING FACTORY		207.3	1	207.3	2	206.9	4	206.5	3			207,0





# Moto3 FIM CEV REPSOL 2021 CIRCUITO DE JEREZ-ANGEL NIETO Race 2

## Lap Chart

No	Pos	Grid	Lap															
			1	2	3	4	5	6	7	8	9	10	11	12	13	14	15	16
24	1	24	24	66	66	66	64	64	64	64	64	64	64	64	96	64	64	64
22	2	22	64	64	64	64	66	96	96	24	24	24	24	24	24	96	96	24
66	3	66	66	20	24	24	96	24	24	96	96	96	96	96	64	24	24	96
32	4	32	20	24	20	96	24	22	38	38	38	38	38	38	38	38	38	38
64	5	64	22	32	32	20	22	38	22	22	32	17	17	17	17	17	17	17
26	6	26	16	16	96	22	20	20	20	17	17	20	80	80	66	66	66	80
16	7	16	32	96	16	32	38	32	80	32	80	80	16	66	16	16	16	66
13	8	13	96	38	22	16	32	16	32	20	20	32	32	16	80	80	80	16
20	9	20	26	22	38	38	16	26	16	16	16	66	66	32	32	92	92	92
96	10	96	38	26	26	17	26	80	17	80	66	16	92	92	92	32	32	32
92	11	92	13	13	17	26	80	66	92	66	92	92	89	89	89	58	63	58
70	12	70	57	17	80	80	17	17	66	92	84	89	84	63	63	63	58	63
38	13	38	70	80	13	92	92	92	89	13	58	84	63	84	58	84	84	84
80	14	80	80	92	92	13	13	13	13	89	89	9	9	58	84	9	9	9
57	15	57	17	70	84	84	84	84	84	84	9	58	58	9	9	7	7	13
84	16	84	63	57	70	9	9	89	9	58	13	63	70	70	7	70	70	70
58	17	58	92	63	58	70	58	58	58	9	63	7	7	7	13	13	13	10
17	18	17	84	84	9	58	89	9	70	63	70	70	13	13	70	10	10	33
63	19	63	9	9	57	89	70	70	63	70	7	13	10	10	10	33	33	57
10	20	10	58	58	10	10	10	63	10	10	10	33	33	33	77	67	67	67
9	21	9	10	10	63	57	63	10	7	7	33	33	67	67	77	67	57	77
77	22	77	69	69	89	63	57	7	33	33	77	67	77	77	57	57	77	5
14	23	14	67	89	69	81	81	33	77	77	67	77	57	57	67	5	31	31
89	24	89	89	67	81	69	7	57	57	67	57	57	19	5	5	31	5	19
67	25	67	81	81	67	7	33	77	67	57	5	5	31	31	31	19	19	19
69	26	69	7	7	7	67	67	67	5	5	19	19	5	19	19	19	19	19
81	27	81	14	33	33	33	77	31	31	31	31	31	20	20	20	20	20	20
5	28	5	77	77	77	77	31	5	19	19	19	19	19	19	19	19	19	19
7	29	7	33	5	31	31	5	19	19	19	19	19	19	19	19	19	19	19
33	30	33	19	31	5	5	19	19	19	19	19	19	19	19	19	19	19	19
31	31	31	5	14	19	19	14	14	14	14	14	14	14	14	14	14	14	14
19	32	19	31	19	14	14	14	14	14	14	14	14	14	14	14	14	14	14






21 - 22 Agosto

CIRCUITO DE JEREZ - ÁNGEL NIETO

FIM CEV REPSOL 2021



## Moto3


FIM CEV REPSOL 2021 CIRCUITO DE JEREZ-ANGEL NIETO

Race 2

Leader Sequence by Class

No	Rider	Team	Bike	Start Lap	End Lap	Laps	Total Laps
24	IVAN ORTOLÁ	TEAM MTA	KTM	1	1	1	1
66	JOEL KELSO	AGR TEAM	KTM	2	4	3	3
64	DAVID MUÑOZ	AVATEL - CARDOSO RACING	KTM	5	12	8	8
96	DANIEL HOLGADO	ASPAR TEAM	GASGAS	13	13	1	1
64	DAVID MUÑOZ	AVATEL - CARDOSO RACING	KTM	14	16	3	11



**Moto3**

## FIM CEV REPSOL 2021 CIRCUITO DE JEREZ-ANGEL NIETO


## Race 2

## Analysis by lap

Lapped ■

No	Lap Time	Gap	No	Lap Time	Gap	No	Lap Time	Gap	No	Lap Time	Gap	No	Lap Time	Gap
<b>Lap 1</b>			69	1:48.525	3.761	17	1:48.125	1.344	<b>Lap 6</b>			67	1:49.088	9.955
24	1:54.554	0.000	89	1:48.690	4.082	26	1:48.411	1.414	64	1:47.784		5	1:49.701	13.813
64	1:54.679	0.125	67	1:48.921	4.195	80	1:48.283	1.543	96	1:48.085	0.486	31	1:50.078	13.879
66	1:54.775	0.221	81	1:48.828	4.331	92	1:48.249	1.897	24	1:48.126	0.646	19	1:49.813	14.080
20	1:54.975	0.421	7	1:48.878	4.511	13	1:49.790	3.299	22	1:48.202	0.901	26	2:33.899	48.019
22	1:55.183	0.629	33	1:48.933	4.950	84	1:48.577	4.020	38	1:48.227	1.152	<b>Lap 8</b>		
16	1:55.384	0.830	77	1:49.181	5.178	9	1:48.190	4.110	20	1:48.412	1.267	64	1:47.656	
32	1:55.402	0.848	5	1:48.986	5.473	70	1:48.748	4.259	32	1:48.348	1.396	24	1:47.451	0.489
96	1:55.518	0.964	31	1:49.069	5.668	58	1:48.774	4.646	16	1:48.414	1.664	96	1:47.815	0.785
26	1:55.677	1.123	14	1:49.987	5.893	89	1:48.690	4.979	26	1:48.357	1.666	38	1:47.923	1.775
38	1:55.917	1.363	19	1:49.617	5.978	10	1:49.098	5.218	80	1:48.452	1.867	22	1:47.845	1.883
13	1:56.136	1.582	<b>Lap 3</b>			57	1:49.292	5.299	66	1:49.636	1.968	17	1:48.389	3.425
57	1:56.347	1.793	66	1:48.103		63	1:49.270	5.447	17	1:48.477	2.191	32	1:48.787	3.520
70	1:56.538	1.984	64	1:48.086	0.046	81	1:49.140	5.707	92	1:48.426	2.251	20	1:49.068	3.709
80	1:56.540	1.986	24	1:47.831	0.130	69	1:49.350	5.911	13	1:48.829	4.500	16	1:48.878	3.821
17	1:56.660	2.106	20	1:48.357	0.632	7	1:49.144	6.123	84	1:48.499	4.580	80	1:49.206	3.849
63	1:56.814	2.260	32	1:48.149	0.811	67	1:49.461	6.230	89	1:48.079	4.743	66	1:48.700	3.965
92	1:56.914	2.360	96	1:48.032	0.914	33	1:48.802	6.302	58	1:48.306	4.920	92	1:48.898	4.057
84	1:57.039	2.485	16	1:48.163	1.039	77	1:48.730	6.562	9	1:48.569	4.976	13	1:48.634	6.619
9	1:57.255	2.701	22	1:47.927	1.099	31	1:49.427	7.666	70	1:48.675	5.507	89	1:48.970	6.725
58	1:57.375	2.821	38	1:48.029	1.135	5	1:49.705	8.804	63	1:48.795	6.508	84	1:48.810	6.885
10	1:57.615	3.061	26	1:47.947	1.255	19	1:49.787	9.058	10	1:49.185	6.708	58	1:48.521	7.008
69	1:57.820	3.266	17	1:47.803	1.471	14	1:50.970	10.834	7	1:48.624	6.971	9	1:48.709	7.058
67	1:57.858	3.304	80	1:47.817	1.512	<b>Lap 5</b>			33	1:48.721	7.783	63	1:48.659	8.237
89	1:57.976	3.422	13	1:48.170	1.761	64	1:48.292		57	1:49.852	7.873	70	1:49.065	8.482
81	1:58.087	3.533	92	1:47.786	1.900	66	1:48.448	0.116	77	1:48.584	8.028	10	1:48.785	8.658
7	1:58.217	3.663	84	1:48.683	3.695	96	1:48.053	0.185	67	1:49.336	8.413	7	1:48.592	8.888
14	1:58.490	3.936	70	1:49.300	3.763	24	1:48.512	0.304	31	1:49.925	11.347	33	1:49.180	10.661
77	1:58.581	4.027	58	1:48.762	4.124	22	1:47.906	0.483	5	1:49.713	11.658	77	1:50.164	11.911
33	1:58.601	4.047	9	1:48.942	4.172	20	1:48.216	0.639	19	1:49.557	11.813	67	1:49.615	11.914
19	1:58.945	4.391	57	1:49.573	4.259	38	1:47.858	0.709	<b>Lap 7</b>			57	1:50.397	12.204
5	1:59.071	4.517	10	1:48.854	4.372	32	1:48.221	0.832	64	1:47.546		5	1:50.387	16.544
31	1:59.183	4.629	63	1:49.592	4.429	16	1:48.217	1.034	96	1:47.686	0.626	31	1:50.412	16.635
<b>Lap 2</b>			89	1:48.562	4.541	26	1:48.011	1.093	24	1:47.594	0.694	19	1:50.542	16.966
66	1:47.809		69	1:49.155	4.813	80	1:47.988	1.199	24	1:47.594	0.694	<b>Lap 9</b>		
64	1:47.968	0.063	81	1:48.591	4.819	17	1:48.486	1.498	38	1:47.902	1.508	64	1:47.647	
20	1:47.987	0.378	67	1:48.929	5.021	92	1:48.044	1.609	22	1:48.339	1.694	24	1:47.649	0.491
24	1:48.432	0.402	7	1:48.823	5.231	13	1:48.488	3.455	20	1:48.576	2.297	96	1:47.545	0.683
32	1:47.947	0.765	33	1:48.905	5.752	84	1:48.177	3.865	80	1:47.978	2.299	38	1:47.970	2.098
16	1:48.179	0.979	77	1:49.009	6.084	9	1:48.413	4.191	32	1:48.539	2.389	32	1:48.716	4.589
96	1:48.051	0.985	31	1:48.926	6.491	58	1:48.084	4.398	16	1:48.481	2.599	17	1:49.063	4.841
38	1:47.876	1.209	5	1:49.981	7.351	89	1:47.801	4.448	17	1:48.047	2.692	80	1:48.751	4.953
22	1:48.676	1.275	19	1:49.648	7.523	70	1:48.689	4.616	92	1:48.110	2.815	20	1:48.893	4.955
26	1:48.318	1.411	14	1:50.326	8.116	10	1:48.421	5.307	66	1:48.499	2.921	16	1:48.904	5.078
13	1:48.142	1.694	<b>Lap 4</b>			63	1:48.382	5.497	89	1:48.214	5.411	66	1:48.793	5.111
17	1:47.695	1.771	66	1:48.252		57	1:48.838	5.805	13	1:48.687	5.641	92	1:48.874	5.284
80	1:47.842	1.798	64	1:48.246	0.040	81	1:48.552	5.927	84	1:48.697	5.731	84	1:49.418	8.656
92	1:47.887	2.217	24	1:48.246	0.124	7	1:48.340	6.131	9	1:48.575	6.005	58	1:49.350	8.711
70	1:48.612	2.566	96	1:47.802	0.464	33	1:48.876	6.846	58	1:48.769	6.143	89	1:49.767	8.845
57	1:49.026	2.789	20	1:48.375	0.755	67	1:48.963	6.861	70	1:49.112	7.073	9	1:49.573	8.984
63	1:48.710	2.940	22	1:48.062	0.909	77	1:48.998	7.228	63	1:48.272	7.234	13	1:50.220	9.192
84	1:48.660	3.115	32	1:48.384	0.943	31	1:49.872	9.206	10	1:48.367	7.529	63	1:48.637	9.227
9	1:48.662	3.333	16	1:48.362	1.149	5	1:49.257	9.729	7	1:48.527	7.952	70	1:48.586	9.421
58	1:48.674	3.465	38	1:48.300	1.183	19	1:49.314	10.040	33	1:48.900	9.137	7	1:48.380	9.621
10	1:48.590	3.621				14	1:51.804	14.306	77	1:48.921	9.403			
									57	1:49.136	9.463			



**Moto3**

## FIM CEV REPSOL 2021 CIRCUITO DE JEREZ-ANGEL NIETO

## Race 2

## Analysis by lap

Lapped

No	Lap Time	Gap	No	Lap Time	Gap	No	Lap Time	Gap	No	Lap Time	Gap	No	Lap Time	Gap
10	1:48.859	9.870	13	1:48.705	12.526	70	1:49.322	12.701	10	1:49.926	17.127			
33	1:49.062	12.076	10	1:48.697	12.707	10	1:49.337	13.780	33	1:50.705	22.360			
77	1:49.840	14.104	33	1:49.273	15.432	33	1:50.236	18.032	67	1:50.145	25.700			
67	1:49.970	14.237	67	1:49.844	19.011	77	1:49.984	22.033	57	1:49.752	25.856			
57	1:49.780	14.337	77	1:49.691	19.097	57	1:50.008	22.155	77	1:51.799	27.184			
5	1:50.497	19.394	57	1:49.655	19.243	67	1:50.402	22.343	31	1:50.434	33.502			
19	1:50.223	19.542	19	1:50.729	25.385	5	1:50.684	29.161	5	1:50.731	33.660			
31	1:50.559	19.547	31	1:50.703	25.399	31	1:50.745	29.340	19	1:50.028	34.879			
			5	1:51.071	25.450	19	1:52.550	31.277						
<b>Lap 10</b>			<b>Lap 12</b>			<b>Lap 14</b>			<b>Lap 16</b>					
64	1:47.722		64	1:48.221		64	1:48.724		64	1:47.884				
24	1:47.753	0.522	24	1:47.971	0.050	96	1:49.350	0.426	24	1:48.226	1.044			
96	1:47.975	0.936	96	1:47.819	0.450	24	1:49.354	0.539	96	1:48.452	1.149			
38	1:48.305	2.681	38	1:48.611	3.723	38	1:48.747	2.863	38	1:48.819	5.293			
17	1:48.693	5.812	17	1:48.493	7.216	17	1:48.703	6.147	17	1:48.767	7.968			
20	1:49.219	6.452	80	1:49.328	9.076	66	1:48.536	8.427	80	1:48.619	10.801			
80	1:49.345	6.576	66	1:49.152	9.252	16	1:48.500	8.576	66	1:48.860	10.902			
32	1:49.756	6.623	16	1:49.439	9.313	80	1:48.676	8.847	16	1:48.790	10.966			
66	1:49.423	6.812	32	1:49.398	9.344	92	1:48.492	9.048	92	1:48.746	11.093			
16	1:49.633	6.989	92	1:49.325	9.596	32	1:48.791	9.095	32	1:49.028	11.526			
92	1:49.506	7.068	89	1:48.348	11.421	58	1:48.693	11.028	58	1:49.001	13.445			
89	1:49.147	10.270	63	1:48.322	11.646	63	1:49.040	11.089	63	1:49.276	13.521			
84	1:49.552	10.486	84	1:48.537	11.807	84	1:48.803	11.231	84	1:48.923	13.564			
9	1:49.380	10.642	58	1:48.395	12.103	9	1:48.953	11.510	9	1:49.083	13.961			
58	1:49.749	10.738	9	1:48.806	12.349	7	1:49.160	12.655	13	1:49.205	15.785			
63	1:49.295	10.800	70	1:48.631	12.508	70	1:49.251	13.028	70	1:49.666	16.028			
7	1:49.025	10.924	7	1:48.688	12.706	13	1:49.535	13.261	10	1:50.710	19.953			
70	1:49.372	11.071	13	1:48.592	12.897	10	1:50.108	14.964	33	1:51.375	25.851			
13	1:49.827	11.297	10	1:49.086	13.572	33	1:50.310	19.418	57	1:50.322	28.294			
10	1:49.338	11.486	33	1:49.714	16.925	77	1:50.039	23.148	67	1:50.524	28.340			
33	1:49.281	13.635	67	1:50.280	21.070	67	1:49.899	23.318	77	1:49.926	29.226			
67	1:50.128	16.643	77	1:50.302	21.178	57	1:50.636	23.867	5	1:50.288	36.064			
77	1:50.500	16.882	57	1:50.254	21.276	5	1:50.455	30.692	31	1:50.488	36.106			
57	1:50.449	17.064	5	1:50.377	27.606	31	1:50.415	30.831	19	1:49.647	36.642			
5	1:50.183	21.855	19	1:50.312	22.132	19	1:50.261	32.614						
19	1:50.312	22.132	31	1:50.546	27.724	20	7:43.549	3 Laps						
31	1:50.347	22.172	19	1:50.692	27.856									
<b>Lap 11</b>			<b>Lap 13</b>			<b>Lap 15</b>								
64	1:47.476		96	1:48.679		64	1:47.763							
24	1:47.254	0.300	24	1:49.188	0.109	96	1:47.918	0.581						
96	1:47.392	0.852	64	1:49.329	0.200	24	1:47.926	0.702						
38	1:48.128	3.333	38	1:48.446	3.040	38	1:49.258	4.358						
17	1:48.608	6.944	17	1:48.281	6.368	17	1:48.701	7.085						
80	1:48.869	7.969	66	1:48.692	8.815	66	1:49.262	9.926						
16	1:48.582	8.095	16	1:48.816	9.000	16	1:49.247	10.060						
32	1:49.020	8.167	80	1:49.148	9.095	80	1:48.982	10.066						
66	1:48.985	8.321	32	1:49.013	9.228	92	1:48.946	10.231						
92	1:48.900	8.492	92	1:49.013	9.480	32	1:49.050	10.382						
89	1:48.500	11.294	89	1:48.515	10.807	63	1:48.803	12.129						
84	1:48.481	11.491	63	1:48.456	10.973	58	1:49.063	12.328						
63	1:48.221	11.545	58	1:48.285	11.259	84	1:49.057	12.525						
9	1:48.598	11.764	84	1:48.674	11.352	9	1:49.015	12.762						
58	1:48.667	11.929	9	1:48.261	11.481	7	1:49.243	14.135						
70	1:48.503	12.098	7	1:48.842	12.419	70	1:48.981	14.246						
7	1:48.791	12.239	13	1:48.882	12.650	13	1:48.966	14.464						








21 - 22 Agosto

CIRCUITO DE JEREZ - ÁNGEL NIETO

FIM CEV REPSOL 2021



## Moto3


### FIM CEV REPSOL 2021 CIRCUITO DE JEREZ-ANGEL NIETO

#### Race 2

#### Sector Analysis

___ Invalidated Lap							■ Personal Best							■ Session Best							B Crossing the pit lane						
Lap	Time	Sector 1	Sector 2	Sector 3	Sector 4	T.Spd	Lap	Time	Sector 1	Sector 2	Sector 3	Sector 4	T.Spd	Lap	Time	Sector 1	Sector 2	Sector 3	Sector 4	T.Spd	Lap	Time	Sector 1	Sector 2	Sector 3	Sector 4	T.Spd
<b>5</b>	<b>MARCOS RUDA</b>					ESP	<b>10</b>	<b>NICOLA F. CARRARO</b>					ITA														
GAZZOLARACING						KTM	TM RACING FACTORY						TM RACING														
1	1:59.071	35.797	16.867	32.663	33.744	204.5	1	1:57.615	35.148	16.687	31.824	33.956	210.1														
2	<b>1:48.986</b>	26.894	<b>16.537</b>	31.922	<b>33.633</b>	208.5	2	1:48.590	26.705	16.477	31.778	33.630	208.5														
3	1:49.981	27.500	16.697	31.807	33.977	202.2	3	1:48.854	26.663	16.572	31.849	33.770	206.1														
4	1:49.705	26.897	16.808	31.862	34.138	202.2	4	1:49.098	26.889	16.623	31.874	33.712	210.1														
5	1:49.257	<b>26.805</b>	16.792	31.821	33.839	200.7	5	1:48.421	<b>26.631</b>	16.556	<b>31.650</b>	33.584	204.5														
6	1:49.713	27.158	16.829	<b>31.799</b>	33.927	200.7	6	1:49.185	27.055	16.621	31.849	33.660	206.9														
7	1:49.701	26.845	16.829	32.158	33.869	203.4	7	<b>1:48.367</b>	26.787	16.527	31.674	<b>33.379</b>	207.7														
8	1:50.387	27.070	16.955	31.993	34.369	198.9	8	1:48.785	26.686	16.602	31.893	33.604	208.5														
9	1:50.497	26.961	16.949	32.289	34.298	197.8	9	1:48.859	26.646	16.526	32.032	33.655	210.1														
10	1:50.183	27.075	16.965	31.914	34.229	199.3	10	1:49.338	26.854	16.480	32.114	33.890	210.5														
11	1:51.071	27.475	16.968	32.239	34.389	203.0	11	1:48.697	26.884	<b>16.461</b>	31.761	33.591	207.7														
12	1:50.377	27.226	16.795	32.219	34.137	203.4	12	1:49.086	26.717	16.616	31.867	33.886	204.9														
13	1:50.684	27.113	17.134	32.203	34.234	196.7	13	1:49.337	26.840	16.776	31.876	33.845	203.4														
14	1:50.455	27.005	17.058	32.076	34.316	197.4	14	1:50.108	27.027	16.785	32.310	33.986	201.9														
15	1:50.731	26.993	17.056	32.507	34.175	200.0	15	1:49.926	26.883	16.765	32.010	34.268	203.4														
16	1:50.288	27.019	16.810	32.216	34.243	203.4	16	1:50.710	27.116	16.854	32.230	34.510	200.7														
<b>7</b>	<b>FILIPPO FARIOLI</b>					ITA	<b>13</b>	<b>MARCO TAPIA</b>					ESP														
LAGLISSE ACADEMY						HUSQVARNA	LEOPARD IMPALA JUNIOR						HONDA														
1	1:58.217	35.825	16.768	31.759	33.865	210.5	1	1:56.136	34.052	16.543	31.920	33.621	212.6														
2	1:48.878	27.123	16.464	31.714	33.577	210.9	2	<b>1:48.142</b>	26.466	16.511	31.678	33.487	207.7														
3	1:48.823	26.740	16.580	31.712	33.791	208.9	3	1:48.170	26.717	16.611	<b>31.417</b>	<b>33.425</b>	208.9														
4	1:49.144	27.207	16.584	31.703	33.650	209.7	4	1:49.790	26.501	<b>16.422</b>	31.809	35.058	212.2														
5	<b>1:48.340</b>	26.756	16.546	<b>31.549</b>	33.489	206.1	5	1:48.488	26.543	16.605	31.425	33.915	203.4														
6	1:48.624	26.773	16.540	31.708	33.603	212.6	6	1:48.829	26.668	16.670	31.610	33.881	204.5														
7	1:48.527	26.757	16.545	31.740	<b>33.485</b>	206.9	7	1:48.687	26.617	16.737	31.854	33.479	203.8														
8	1:48.592	<b>26.584</b>	16.479	31.889	33.640	210.1	8	1:48.634	<b>26.452</b>	16.743	31.671	33.768	202.6														
9	1:48.380	26.618	<b>16.388</b>	31.748	33.626	213.0	9	1:50.220	27.155	16.800	32.015	34.250	198.9														
10	1:49.025	26.761	16.557	32.046	33.661	213.9	10	1:49.827	27.063	16.615	32.332	33.817	212.6														
11	1:48.791	27.021	16.461	31.770	33.539	211.8	11	1:48.705	26.716	16.583	31.707	33.699	208.5														
12	1:48.688	26.717	16.466	31.738	33.767	207.7	12	1:48.592	26.551	16.660	31.658	33.723	206.1														
13	1:48.842	26.629	16.588	31.826	33.799	209.3	13	1:48.882	26.653	16.577	31.724	33.928	207.7														
14	1:49.160	26.791	16.675	31.780	33.914	204.5	14	1:49.535	27.070	16.741	31.859	33.865	207.7														
15	1:49.243	26.799	16.756	31.733	33.955	207.3	15	1:48.966	26.679	16.569	31.770	33.948	207.7														
16							16	1:49.205	26.781	16.733	31.805	33.886	207.3														
<b>9</b>	<b>COLLIN VEIJER</b>					NLD	<b>14</b>	<b>ÁLEX MILLÁN</b>					ESP														
AC RACING TEAM						HUSQVARNA	MT FOUNDATION77						KTM														
1	1:57.255	35.020	16.444	32.039	33.752	212.6	1	1:58.490	35.347	17.155	<b>32.145</b>	<b>33.843</b>	206.1														
2	1:48.662	26.739	16.392	31.865	33.666	213.9	2	<b>1:49.987</b>	27.331	<b>16.632</b>	32.151	33.873	208.9														
3	1:48.942	26.564	16.411	31.750	34.217	213.4	3	1:50.326	27.185	16.840	32.230	34.071	203.4														
4	<b>1:48.190</b>	26.544	16.394	<b>31.522</b>	33.730	210.5	4	1:50.970	<b>26.971</b>	17.014	32.339	34.646	203.0														
5	1:48.413	26.659	16.417	31.566	33.771	210.9	5	1:51.804	27.242	17.233	32.588	34.741	198.2														
6	1:48.569	<b>26.538</b>	<b>16.346</b>	31.735	33.950	211.8																					
7	1:48.575	26.781	16.418	31.830	33.546	210.9																					
8	1:48.709	26.541	16.549	31.911	33.708	211.4																					
9	1:49.573	26.858	16.634	31.945	34.136	203.8																					
10	1:49.380	26.919	16.689	31.787	33.985	206.5																					
11	1:48.598	26.924	16.420	31.748	<b>33.506</b>	210.1																					
12	1:48.806	26.711	16.349	32.028	33.718	212.6																					
13	1:48.261	26.564	16.508	31.598	33.591	211.4																					
14	1:48.953	26.857	16.475	31.870	33.751	210.9																					
15	1:49.015	26.717	16.381	31.924	33.993	213.4																					
16	1:49.083	26.695	16.506	32.072	33.810	209.7																					
<b>16</b>	<b>MARIO S. AJI</b>					IDN	<b>16</b>	<b>MARIO S. AJI</b>					IDN														
ASTRA HONDA RACING T						HONDA	ASTRA HONDA RACING T						HONDA														
1	1:55.384	33.644	16.505	31.793	<b>33.442</b>	209.7	1	1:55.384	33.644	16.505	31.793	<b>33.442</b>	209.7														
2	1:48.179	<b>26.375</b>	16.741	31.619	33.444	208.5	2	1:48.179	<b>26.375</b>	16.741	31.619	33.444	208.5														
3	<b>1:48.163</b>	26.549	<b>16.308</b>	31.622	33.684	211.8	3	<b>1:48.163</b>	26.549	<b>16.308</b>	31.622	33.684	211.8														
4	1:48.362	26.643	16.511	<b>31.478</b>	33.730	210.5	4	1:48.362	26.643	16.511	<b>31.478</b>	33.730	210.5														
5	1:48.217	26.739	16.344	31.493	33.641	209.7	5	1:48.217	26.739	16.344	31.493	33.641	209.7														
6	1:48.414	26.659	16.328	31.822	33.605	210.5	6	1:48.414	26.659	16.328	31.822	33.605	210.5														
7	1:48.481	26.557	16.373	32.047	33.504	211.4	7	1:48.481	26.557	16.373	32.047	33.504	211.4														
8	1:48.878	26.644	16.356	31.988	33.890	210.5	8	1:48.878	26.644	16.356	31.988	33.890	210.5														





# Moto3

## FIM CEV REPSOL 2021 CIRCUITO DE JEREZ-ANGEL NIETO

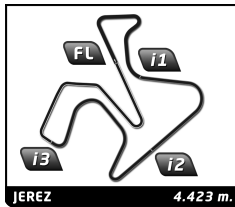
### Race 2

### Sector Analysis

— Invalidated Lap    ■ Personal Best    ■ Session Best    B Crossing the pit lane

Lap	Time	Sector 1	Sector 2	Sector 3	Sector 4	T.Spd	Lap	Time	Sector 1	Sector 2	Sector 3	Sector 4	T.Spd
9	1:48.904	26.543	16.502	31.834	34.025	212.6	9	1:48.893	26.505	16.607	31.598	34.183	210.9
10	1:49.633	26.726	16.545	32.164	34.198	208.9	10	1:49.219	26.756	16.559	31.961	33.943	211.8
11	1:48.582	26.701	16.439	31.666	33.776	211.4	11	7:43.549 B					
12	1:49.439	26.622	16.751	31.815	34.251	204.2	<b>22 ELIA BARTOLINI</b> ITA						
13	1:48.816	26.767	16.752	31.677	33.620	208.1	TEAM MTA KTM						
14	1:48.500	26.646	16.522	31.637	33.695	206.9	1	1:55.183	33.149	16.540	32.024	33.470	210.5
15	1:49.247	26.670	16.479	31.883	34.215	207.3	2	1:48.676	26.657	16.751	31.824	33.444	208.9
16	1:48.790	26.873	16.607	31.613	33.697	208.9	3	1:47.927	26.552	16.412	31.566	33.397	209.7
<b>17 DANIEL MUÑOZ</b> ESP							4	1:48.062	26.518	16.494	31.467	33.583	210.1
AVATEL - CARDOSO RACING KTM							5	1:47.906	26.414	16.391	31.555	33.546	208.9
1	1:56.660	34.649	16.483	31.790	33.738	211.4	6	1:48.202	26.578	16.530	31.697	33.397	208.5
2	1:47.695	26.545	16.376	31.413	33.361	206.5	7	1:48.339	26.679	16.600	31.766	33.294	207.3
3	1:47.803	26.419	16.314	31.679	33.391	208.9	8	1:47.845	26.386	16.498	31.580	33.381	210.1
4	1:48.125	26.573	16.453	31.635	33.464	210.1	<b>24 IVAN ORTOLÁ</b> ESP						
5	1:48.486	26.699	16.321	31.826	33.640	208.1	TEAM MTA KTM						
6	1:48.477	26.726	16.411	31.720	33.620	210.1	1	1:54.554	32.820	16.672	31.588	33.474	208.9
7	1:48.047	26.595	16.424	31.506	33.522	206.9	2	1:48.432	26.503	16.820	31.758	33.351	208.5
8	1:48.389	26.385	16.442	31.714	33.848	204.9	3	1:47.831	26.565	16.440	31.488	33.338	210.1
9	1:49.063	26.601	16.562	31.933	33.967	204.5	4	1:48.246	26.732	16.460	31.580	33.474	209.3
10	1:48.693	26.580	16.618	31.808	33.687	206.9	5	1:48.512	26.696	16.420	31.761	33.635	211.4
11	1:48.608	26.749	16.626	31.592	33.641	203.0	6	1:48.126	26.703	16.537	31.470	33.416	210.1
12	1:48.493	26.615	16.662	31.522	33.694	201.5	7	1:47.594	26.514	16.459	31.390	33.231	212.6
13	1:48.281	26.634	16.669	31.478	33.500	201.5	8	1:47.451	26.342	16.398	31.402	33.309	210.1
14	1:48.703	26.663	16.714	31.670	33.656	201.1	9	1:47.649	26.523	16.568	31.284	33.274	208.9
15	1:48.701	26.652	16.601	31.712	33.736	203.0	10	1:47.753	26.600	16.539	31.289	33.325	209.3
16	1:48.767	26.799	16.638	31.656	33.674	202.6	11	1:47.254	26.455	16.522	31.280	32.997	209.3
<b>19 ALESSANDRO MOROSI</b> ITA							12	1:47.971	26.367	16.423	31.415	33.766	207.3
LAGLISSE ACADEMY HUSQVARNA							13	1:49.188	26.831	16.861	31.504	33.992	206.5
1	1:58.945	35.861	16.716	32.574	33.794	213.9	14	1:49.354	26.877	16.860	32.014	33.603	202.6
2	1:49.617	27.391	16.508	32.068	33.650	213.9	15	1:47.926	26.711	16.422	31.399	33.394	212.2
3	1:49.648	27.117	16.782	31.840	33.909	210.5	16	1:48.226	26.495	16.570	31.536	33.625	210.5
4	1:49.787	26.825	16.733	32.218	34.011	213.9	<b>26 SCOTT J. OGDEN</b> GBR						
5	1:49.314	26.836	16.793	31.981	33.704	210.5	ASPAR TEAM GASCAS						
6	1:49.557	27.001	16.795	31.857	33.904	210.5	1	1:55.677	33.780	16.474	31.923	33.500	210.9
7	1:49.813	26.897	16.798	32.137	33.981	212.2	2	1:48.318	26.598	16.355	32.117	33.248	211.8
8	1:50.542	27.076	16.841	32.194	34.431	207.3	3	1:47.947	26.570	16.350	31.673	33.354	210.9
9	1:50.223	26.839	16.764	32.321	34.299	209.7	4	1:48.411	26.709	16.295	31.993	33.414	215.1
10	1:50.312	27.206	16.913	32.122	34.071	205.7	5	1:48.011	26.704	16.243	31.518	33.546	214.7
11	1:50.729	27.150	16.908	32.496	34.175	208.5	6	1:48.357	26.885	16.354	31.671	33.447	214.7
12	1:50.692	27.230	16.855	32.403	34.204	203.4	7	2:33.899	26.430	16.300	1:15.600	35.569	214.3
13	1:52.550	27.004	17.154	32.319	36.073	200.0	<b>31 EDWARD A. O'SHEA</b> GBR						
14	1:50.261	27.310	16.843	31.975	34.133	205.3	BRITISH TALENT TEAM HONDA						
15	1:50.028	26.905	16.841	32.039	34.243	207.7	1	1:59.183	36.020	16.778	32.652	33.733	213.4
16	1:49.647	27.109	16.906	31.837	33.795	208.9	2	1:49.069	26.941	16.410	32.209	33.509	210.9
<b>20 JOSÉ J. GARCÍA</b> ESP							3	1:48.926	26.897	16.572	31.839	33.618	210.9
SIC58 SQUADRA CORSE HONDA							4	1:49.427	26.727	16.669	31.955	34.076	207.3
1	1:54.975	33.500	16.436	31.711	33.328	211.4	5	1:49.872	26.955	16.806	32.026	34.085	206.9
2	1:47.987	26.450	16.502	31.596	33.439	205.7	6	1:49.925	26.912	16.908	32.029	34.076	205.7
3	1:48.357	26.726	16.502	31.463	33.666	207.7	7	1:50.078	27.031	16.886	32.094	34.067	206.5
4	1:48.375	26.514	16.684	31.565	33.612	206.1	8	1:50.412	27.074	16.950	32.128	34.260	200.0
5	1:48.216	26.442	16.492	31.446	33.836	209.3	9	1:50.559	26.930	16.828	32.608	34.193	203.8
6	1:48.412	26.633	16.552	31.618	33.609	213.0	10	1:50.347	27.003	17.040	31.893	34.411	206.9
7	1:48.576	26.524	16.571	31.908	33.573	210.1	11	1:50.703	27.226	16.859	32.095	34.523	202.6
8	1:49.068	26.577	16.614	31.995	33.882	204.5							





# Moto3

## FIM CEV REPSOL 2021 CIRCUITO DE JEREZ-ANGEL NIETO

### Race 2

### Sector Analysis

Invalidated Lap   Personal Best   Session Best   Crossing the pit lane

Lap	Time	Sector 1	Sector 2	Sector 3	Sector 4	T.Spd	Lap	Time	Sector 1	Sector 2	Sector 3	Sector 4	T.Spd
12	1:50.546	27.078	16.797	32.309	34.362	204.5	12	1:48.611	26.717	16.689	31.566	33.639	200.7
13	1:50.745	27.067	17.163	32.595	33.920	200.0	13	1:48.446	26.689	16.781	31.513	33.463	200.7
14	1:50.415	26.927	17.023	32.194	34.271	201.9	14	1:48.747	26.754	16.721	31.584	33.688	200.7
15	1:50.434	26.954	16.879	32.488	34.113	203.8	15	1:49.258	27.225	16.694	31.584	33.755	203.0
16	1:50.488	27.121	16.799	32.202	34.366	206.9	16	1:48.819	26.751	16.788	31.637	33.643	200.7

32 TAKUMA MATSUYAMA							JPN					
ASIA TALENT TEAM							HONDA					
1	1:55.402	33.239	16.487	32.094	33.582	210.5						
2	<b>1:47.947</b>	26.501	16.505	31.573	<b>33.368</b>	207.3						
3	1:48.149	26.400	16.495	<b>31.549</b>	33.705	207.7						
4	1:48.384	<b>26.395</b>	16.533	31.749	33.707	205.7						
5	1:48.221	26.499	<b>16.355</b>	31.847	33.520	211.4						
6	1:48.348	26.634	16.396	31.875	33.443	212.2						
7	1:48.539	26.532	16.463	31.993	33.551	210.1						
8	1:48.787	26.593	16.490	31.658	34.046	209.3						
9	1:48.716	26.594	16.579	31.617	33.926	208.9						
10	1:49.756	26.748	16.636	32.387	33.985	205.3						
11	1:49.020	26.665	16.775	31.859	33.721	211.4						
12	1:49.398	26.617	16.689	32.017	34.075	204.5						
13	1:49.013	26.816	16.733	31.873	33.591	211.8						
14	1:48.791	26.690	16.465	31.752	33.884	210.9						
15	1:49.050	26.702	16.606	31.710	34.032	208.5						
16	1:49.028	26.825	16.513	31.902	33.788	211.4						

57 SHO NISHIMURA							JPN					
MT-FOUNDATION 77							KTM					
1	1:56.347	33.928	16.558	32.202	33.659	211.8						
2	1:49.026	<b>26.662</b>	16.997	31.861	<b>33.506</b>	212.2						
3	1:49.573	26.730	16.625	32.298	33.920	210.1						
4	1:49.292	26.901	16.599	<b>31.797</b>	33.995	208.9						
5	<b>1:48.838</b>	26.780	16.542	31.910	33.606	209.3						
6	1:49.852	27.000	16.555	32.263	34.034	208.1						
7	1:49.136	26.817	16.645	31.942	33.732	208.9						
8	1:50.397	27.000	<b>16.539</b>	32.820	34.038	209.7						
9	1:49.780	26.864	16.677	32.300	33.939	207.7						
10	1:50.449	27.031	16.733	32.350	34.335	208.5						
11	1:49.655	26.980	16.585	32.227	33.863	210.5						
12	1:50.254	27.117	16.787	32.325	34.025	203.4						
13	1:50.008	27.094	16.810	32.281	33.823	204.9						
14	1:50.636	26.980	16.786	32.672	34.198	206.5						
15	1:49.752	26.877	16.693	32.066	34.116	206.9						
16	1:50.322	27.094	16.950	32.096	34.182	204.5						


33 TATCHAKORN BUASRI							THA					
HONDA RACING THAILAND							HONDA					
1	1:58.601	35.924	16.680	32.447	33.550	214.7						
2	1:48.933	26.974	16.521	31.827	33.611	211.8						
3	1:48.905	26.891	16.618	31.842	33.554	210.5						
4	1:48.802	26.843	<b>16.442</b>	31.925	33.592	213.4						
5	1:48.876	27.056	16.622	<b>31.705</b>	<b>33.493</b>	208.5						
6	<b>1:48.721</b>	26.850	16.603	31.737	33.531	210.5						
7	1:48.900	26.775	16.628	31.930	33.567	208.1						
8	1:49.180	<b>26.745</b>	16.562	32.109	33.764	207.7						
9	1:49.062	26.789	16.620	31.895	33.758	208.1						
10	1:49.281	26.900	16.733	31.816	33.832	206.9						
11	1:49.273	26.906	16.655	31.895	33.817	208.1						
12	1:49.714	26.990	16.812	31.970	33.942	203.8						
13	1:50.236	27.009	16.963	32.165	34.099	204.9						
14	1:50.310	27.094	16.865	32.145	34.206	204.2						
15	1:50.705	27.250	16.949	32.246	34.260	203.4						
16	1:51.375	27.334	16.885	32.427	34.729	204.5						

58 LUCA LUNETTA							ITA					
AC RACING TEAM							HUSQVARNA					
1	1:57.375	35.093	16.555	32.038	33.689	210.9						
2	1:48.674	26.731	16.382	31.865	33.696	213.0						
3	1:48.762	26.551	16.411	31.826	33.974	214.3						
4	1:48.774	27.087	16.579	<b>31.549</b>	33.559	210.9						
5	<b>1:48.084</b>	<b>26.498</b>	16.451	31.565	33.570	210.5						
6	1:48.306	26.531	16.528	31.669	33.578	211.4						
7	1:48.769	26.901	16.554	31.729	33.585	210.1						
8	1:48.521	26.525	16.465	32.003	33.528	211.8						
9	1:49.350	26.986	16.575	31.835	33.954	210.9						
10	1:49.749	26.838	17.208	32.022	33.681	207.3						
11	1:48.667	27.044	16.402	31.732	<b>33.489</b>	214.7						
12	1:48.395	26.609	<b>16.362</b>	31.861	33.563	213.0						
13	1:48.285	26.583	16.507	31.552	33.643	210.5						
14	1:48.693	26.736	16.498	31.748	33.711	208.5						
15	1:49.063	26.687	16.732	31.803	33.841	209.7						
16	1:49.001	26.796	16.553	31.834	33.818	209.7						

38 DAVID SALVADOR							ESP					
TM RACING FACTORY							TM RACING					
1	1:55.917	33.991	16.532	31.787	33.607	209.7						
2	1:47.876	26.534	<b>16.346</b>	31.728	33.268	210.1						
3	1:48.029	<b>26.451</b>	16.368	31.533	33.677	208.1						
4	1:48.300	26.681	16.415	31.734	33.470	207.7						
5	<b>1:47.858</b>	26.505	16.391	31.448	33.514	207.3						
6	1:48.227	26.629	16.405	31.800	33.393	209.7						
7	1:47.902	26.535	16.563	31.542	<b>33.262</b>	208.1						
8	1:47.923	26.501	16.495	31.486	33.441	204.2						
9	1:47.970	26.524	16.577	<b>31.392</b>	33.477	203.8						
10	1:48.305	26.661	16.547	31.517	33.580	203.8						
11	1:48.128	26.665	16.619	31.456	33.388	203.0						

63 SYARIFUDDIN AZMAN							MAL					
SIC RACING							HONDA					
1	1:56.814	34.367	16.510	32.224	33.713	211.4						
2	1:48.710	26.687	16.556	31.966	33.501	212.2						
3	1:49.592	26.647	16.594	32.402	33.949	212.2						
4	1:49.270	27.101	16.454	31.948	33.767	212.6						
5	1:48.382	26.684	16.514	31.742	33.442	211.4						
6	1:48.795	26.910	16.611	31.675	33.599	207.3						
7	1:48.272	26.733	16.591	31.677	<b>33.271</b>	205.7						
8	1:48.659	26.703	16.646	31.629	33.681	207.7						
9	1:48.637	26.672	16.572	31.644	33.749	208.9						
10	1:49.295	26.731	16.726	32.195	33.643	210.9						
11	<b>1:48.221</b>	26.843	<b>16.420</b>	<b>31.546</b>	33.412	211.8						





# Moto3

## FIM CEV REPSOL 2021 CIRCUITO DE JEREZ-ANGEL NIETO

### Race 2

### Sector Analysis

— Invalidated Lap   ■ Personal Best   ■ Session Best   B Crossing the pit lane

Lap	Time	Sector 1	Sector 2	Sector 3	Sector 4	T.Spd	Lap	Time	Sector 1	Sector 2	Sector 3	Sector 4	T.Spd
12	1:48.322	26.570	16.503	31.696	33.553	204.9	12	1:50.280	27.141	16.945	32.041	34.153	204.5
13	1:48.456	<b>26.544</b>	16.583	31.661	33.668	206.1	13	1:50.402	27.128	16.973	32.435	33.866	202.2
14	1:49.040	26.730	16.662	31.741	33.907	205.3	14	1:49.899	26.884	16.746	32.187	34.082	209.7
15	1:48.803	26.685	16.635	31.694	33.789	207.3	15	1:50.145	26.835	16.939	32.096	34.275	203.4
16	1:49.276	26.817	16.670	31.757	34.032	205.7	16	1:50.524	27.151	17.010	32.003	34.360	204.2


64 DAVID MUÑOZ							69 RAFFAELE FUSCO						
AVATEL - CARDOSO RACING							TM RACING FACTORY						
ESP							ITA						
KTM							TM RACING						
1	1:54.679	33.091	16.494	31.738	33.356	210.1	1	1:57.820	35.449	16.766	31.835	33.770	207.3
2	1:47.968	26.421	16.628	31.499	33.420	208.1	2	<b>1:48.525</b>	<b>26.656</b>	16.616	<b>31.636</b>	<b>33.617</b>	207.3
3	1:48.086	26.707	<b>16.456</b>	31.393	33.530	206.9	3	1:49.155	26.752	16.695	31.797	33.911	206.5
4	1:48.246	26.572	16.556	31.468	33.650	204.2	4	1:49.350	27.059	<b>16.593</b>	31.776	33.922	206.9
5	1:48.292	26.597	16.564	31.564	33.567	203.8							
6	1:47.784	26.620	16.626	<b>31.195</b>	33.343	204.5							
7	1:47.546	26.503	16.615	31.225	33.203	203.8							
8	1:47.656	<b>26.342</b>	16.604	31.294	33.416	204.2							
9	1:47.647	26.473	16.645	31.196	33.333	205.3							
10	1:47.722	26.469	16.530	31.244	33.479	204.9							
11	<b>1:47.476</b>	26.461	16.652	31.200	<b>33.163</b>	205.3							
12	1:48.221	26.425	16.552	31.295	33.949	202.6							
13	1:49.329	26.882	16.811	31.428	34.208	205.3							
14	1:48.724	26.821	16.832	31.561	33.510	205.3							
15	1:47.763	26.454	16.618	31.337	33.354	206.1							
16	1:47.884	26.445	16.567	31.320	33.552	204.5							

66 JOEL KELSO							70 JOSHUA WHATLEY						
AGR TEAM							TEAM MTA						
AUS							GBR						
KTM							KTM						
1	1:54.775	32.841	16.678	31.665	33.591	205.7	1	1:56.538	34.284	16.558	31.942	33.754	210.9
2	<b>1:47.809</b>	<b>26.374</b>	16.536	31.369	33.530	204.9	2	1:48.612	26.846	16.541	31.722	<b>33.503</b>	210.1
3	1:48.103	26.500	16.634	<b>31.342</b>	33.627	206.1	3	1:49.300	26.700	16.778	31.844	33.978	205.7
4	1:48.252	26.528	16.603	31.409	33.712	205.7	4	1:48.748	26.615	16.716	31.776	33.641	206.9
5	1:48.448	26.570	16.583	31.536	33.759	205.3	5	1:48.689	26.629	16.551	<b>31.565</b>	33.944	208.9
6	1:49.636	27.796	16.391	31.844	33.605	213.4	6	1:48.675	26.780	16.573	31.663	33.659	208.9
7	1:48.499	26.875	16.633	31.656	<b>33.335</b>	206.1	7	1:49.112	26.829	16.776	31.926	33.581	205.3
8	1:48.700	26.571	<b>16.366</b>	32.105	33.658	215.1	8	1:49.065	26.809	16.811	31.807	33.638	207.3
9	1:48.793	26.718	16.411	31.830	33.834	216.9	9	1:48.586	26.665	16.576	31.802	33.543	210.5
10	1:49.423	26.801	16.444	32.204	33.974	208.5	10	1:49.372	26.795	16.514	32.354	33.709	211.8
11	1:48.985	26.913	16.534	31.815	33.723	213.9	11	<b>1:48.503</b>	26.786	<b>16.421</b>	31.764	33.532	214.3
12	1:49.152	26.556	16.676	31.818	34.102	210.1	12	1:48.631	<b>26.595</b>	16.469	31.753	33.814	208.9
13	1:48.692	26.633	16.827	31.627	33.605	204.9	13	1:49.322	26.719	16.662	32.151	33.790	209.3
14	1:48.536	26.606	16.679	31.587	33.664	204.5	14	1:49.251	26.985	16.709	31.842	33.715	206.9
15	1:49.262	26.588	16.566	32.153	33.955	208.5	15	1:48.981	26.704	16.547	31.844	33.886	210.9
16	1:48.860	26.650	16.640	31.663	33.907	207.7	16	1:49.666	26.947	16.717	32.279	33.723	206.5

67 GERARD RIU							77 MATTIA VOLPI						
MT-FOUNDATION 77							AGR TEAM						
ESP							ITA						
KTM							KTM						
1	1:57.858	35.234	16.649	32.080	33.895	212.6	1	1:58.581	35.664	16.824	32.321	33.772	208.5
2	<b>1:48.921</b>	26.811	16.588	<b>31.740</b>	33.782	210.9	2	1:49.181	27.107	16.667	31.761	33.646	208.5
3	1:48.929	<b>26.710</b>	16.582	31.903	<b>33.734</b>	210.9	3	1:49.009	26.746	16.765	31.768	33.730	206.9
4	1:49.461	27.073	16.571	31.950	33.867	211.4	4	1:48.730	<b>26.621</b>	16.588	31.826	33.695	208.9
5	1:48.963	26.795	<b>16.554</b>	31.790	33.824	208.1	5	1:48.998	26.878	16.723	31.654	33.743	206.5
6	1:49.336	26.890	16.792	31.869	33.785	209.7	6	<b>1:48.584</b>	26.643	16.730	<b>31.601</b>	33.610	209.7
7	1:49.088	26.834	16.692	31.793	33.769	208.5	7	1:48.921	27.121	16.651	31.661	<b>33.488</b>	205.7
8	1:49.615	26.740	16.627	31.857	34.391	207.3	8	1:50.164	26.769	<b>16.528</b>	32.600	34.267	208.9
9	1:49.970	26.993	16.799	32.152	34.026	208.5	9	1:49.840	26.871	16.845	32.034	34.090	203.4
10	1:50.128	26.941	16.889	32.084	34.214	208.9	10	1:50.500	26.980	16.889	32.322	34.309	202.6
11	1:49.844	27.043	16.865	31.851	34.085	204.9	11	1:49.691	26.909	16.790	32.062	33.930	205.7

80 DAVID ALONSO						
ASPAR TEAM						
COL						
GASGAS						
1	1:56.540	34.216	16.452	32.197	33.675	213.4
2	1:47.842	26.770	16.361	<b>31.500</b>	<b>33.211</b>	212.2
3	<b>1:47.817</b>	26.557	16.389	31.588	33.283	211.8
4	1:48.283	26.677	16.351	31.830	33.425	215.1





# Moto3

## FIM CEV REPSOL 2021 CIRCUITO DE JEREZ-ANGEL NIETO

### Race 2

### Sector Analysis

— Invalidated Lap    ■ Personal Best    ■ Session Best    B Crossing the pit lane

Lap	Time	Sector 1	Sector 2	Sector 3	Sector 4	T.Spd	Lap	Time	Sector 1	Sector 2	Sector 3	Sector 4	T.Spd		
5	1:47.988	26.675	16.299	31.590	33.424	214.3	<b>92</b> <b>DIOGO MOREIRA</b> TEAM ESTRELLA GALICIA 0,0 HONDA	1	1:56.914	34.497	16.514	32.188	33.715	212.2	
6	1:48.452	26.879	16.353	31.761	33.459	214.7		2	1:47.887	26.756	16.401	31.426	33.304	215.1	
7	1:47.978	26.517	16.318	31.785	33.358	213.9		3	1:47.786	26.431	16.419	31.559	33.377	212.6	
8	1:49.206	26.479	16.597	32.340	33.790	208.5		4	1:48.249	26.620	16.301	31.794	33.534	212.6	
9	1:48.751	26.749	16.416	31.791	33.795	213.9		5	1:48.044	26.494	16.400	31.541	33.609	210.9	
10	1:49.345	26.693	16.492	32.156	34.004	212.6		6	1:48.426	26.759	16.460	31.703	33.504	208.9	
11	1:48.869	26.775	16.677	31.685	33.732	208.5		7	1:48.110	26.714	16.503	31.492	33.401	209.3	
12	1:49.328	26.649	16.777	31.761	34.141	205.3		8	1:48.898	26.595	16.334	32.129	33.840	212.2	
13	1:49.148	26.842	16.830	31.916	33.560	206.9		9	1:48.874	26.819	16.534	31.699	33.822	209.7	
14	1:48.676	26.702	16.519	31.731	33.724	209.3		10	1:49.506	26.835	16.425	32.235	34.011	210.5	
15	1:48.982	26.626	16.465	31.909	33.982	211.8		11	1:48.900	26.856	16.491	31.778	33.775	210.9	
16	1:48.619	26.799	16.593	31.573	33.654	208.5		12	1:49.325	26.590	16.498	32.092	34.145	207.3	
<b>81</b> <b>SENNA AGIUS</b> SIC58 SQUADRA CORSE AUS HONDA	1	1:58.087	35.512	16.718	32.201	33.656		210.1	13	1:49.013	26.673	16.710	31.929	33.701	212.2
	2	1:48.828	27.146	16.531	31.570	33.581		208.5	14	1:48.492	26.547	16.493	31.817	33.635	210.1
	3	1:48.591	26.667	16.538	31.596	33.790		211.8	15	1:48.946	26.592	16.428	31.915	34.011	211.4
	4	1:49.140	27.184	16.506	31.677	33.773		208.9	16	1:48.746	26.818	16.581	31.716	33.631	211.8
	5	1:48.552	26.632	16.565	31.782	33.573	208.5	<b>96</b> <b>DANIEL HOLGADO</b> ASPAR TEAM ESP GASGAS	1	1:55.518	33.452	16.544	32.035	33.487	213.4
<b>84</b> <b>ZONTA VAN DEN GOORBERGH</b> TEAM SUPER B NLD HONDA	1	1:57.039	34.693	16.494	32.130	33.722	215.1	2	1:48.051	26.468	16.541	31.695	33.347	211.4	
	2	1:48.660	26.709	16.477	31.914	33.560	213.9	3	1:48.032	26.388	16.395	31.595	33.654	213.0	
	3	1:48.683	26.551	16.548	31.724	33.860	212.2	4	1:47.802	26.368	16.566	31.316	33.552	210.9	
	4	1:48.577	26.453	16.655	31.445	34.024	205.7	5	1:48.053	26.426	16.519	31.482	33.626	211.4	
	5	1:48.177	26.524	16.556	31.462	33.635	207.7	6	1:48.085	26.705	16.614	31.373	33.393	210.1	
	6	1:48.499	26.526	16.544	31.642	33.787	209.3	7	1:47.686	26.478	16.612	31.318	33.278	207.7	
	7	1:48.697	26.708	16.602	31.957	33.430	206.5	8	1:47.815	26.263	16.522	31.579	33.451	206.9	
	8	1:48.810	26.580	16.692	31.852	33.686	206.1	9	1:47.545	26.374	16.653	31.195	33.323	209.3	
	9	1:49.418	26.829	16.786	31.727	34.076	204.5	10	1:47.975	26.457	16.598	31.352	33.568	210.5	
	10	1:49.552	27.144	16.721	31.971	33.716	207.7	11	1:47.392	26.398	16.503	31.234	33.257	209.7	
	11	1:48.481	26.661	16.572	31.711	33.537	204.5	12	1:47.819	26.407	16.614	31.291	33.507	206.9	
	12	1:48.537	26.883	16.428	31.647	33.579	209.7	13	1:48.679	26.496	16.793	31.699	33.691	204.9	
	13	1:48.674	26.580	16.496	31.641	33.957	210.5	14	1:49.350	26.888	16.859	31.585	34.018	204.2	
	14	1:48.803	26.718	16.513	31.785	33.787	208.9	15	1:47.918	26.485	16.611	31.380	33.442	209.3	
	15	1:49.057	26.749	16.548	31.837	33.923	213.0	16	1:48.452	26.503	16.629	31.470	33.850	208.1	
	16	1:48.923	26.669	16.536	31.951	33.767	211.4	<b>89</b> <b>MARCOS URIARTE</b> LAGLISSE ACADEMY ESP HUSQVARNA	1	1:57.976	35.366	16.585	32.223	33.802	215.1
									2	1:48.690	26.826	16.490	31.929	33.445	212.2
									3	1:48.562	26.629	16.508	31.617	33.808	210.9
									4	1:48.690	26.894	16.462	31.739	33.595	212.2
									5	1:47.801	26.415	16.384	31.524	33.478	209.7
									6	1:48.079	26.563	16.406	31.503	33.607	210.1
									7	1:48.214	26.674	16.517	31.584	33.439	210.9
									8	1:48.970	26.636	16.908	31.750	33.676	207.7
									9	1:49.767	26.917	16.788	31.677	34.385	205.7
									10	1:49.147	26.878	16.781	31.636	33.852	204.9
									11	1:48.500	26.788	16.652	31.543	33.517	204.5
									12	1:48.348	26.638	16.645	31.514	33.551	205.7
									13	1:48.515	26.567	16.711	31.625	33.612	205.3

